



LegalMetric Individual Judge Report Sample 2000 to 2016

This report contains confidential and proprietary information of LegalMetric, Inc. Use of this information by anyone other than the purchaser or, if the purchaser is a law firm, the purchaser's client, or disclosure of this information to persons other than the purchaser or, if the purchaser is a law firm, the purchaser's client, without the consent of LegalMetric, Inc. is prohibited.

The information contained in this report is obtained from the official docket records of the federal courts. No attempt has been made to correct that data. For example, cases may be misclassified in the official docket records. In addition, cases are classified only by the primary cause of action. Cases having multiple causes of action are analyzed only under the primary cause of action identified on the official court docket.

LegalMetric, Inc. is not a law firm, does not provide legal advice, and is not engaged in the practice of law. No attorney-client relationship exists between LegalMetric, Inc. and any user of its products. LegalMetric provides statistical and analytical information to anyone who desires to purchase that information. Any purchaser of LegalMetric products who wants legal advice should hire an attorney.

Overview: This report is designed to answer the three essential questions in federal litigation for the type of case covered by the report: 1. What are the odds of winning, 2. How long will this case take, and 3. How much will it cost?

1. The odds of winning are usually expressed in terms of plaintiff win rates, although the defendant win rates are easily calculated (subtract the plaintiff win rate from 100). The report includes three types of win rates: contested, overall, and trial (explained below).
2. The "how long" question is answered in months from case filing to case closure, a period called pendency. Separate pendency figures are provided for all cases, cases terminated by judgment, cases terminated by contested judgment, and cases terminated by trial.
3. The "cost" question includes two parts: the damage awards typical for cases of this type, and the attorney fees and expenses routinely incurred.

Where possible, the figures for this judge are compared to nationwide figures in cases of the same type. Blanks in the report indicate there is no data for that particular metric.

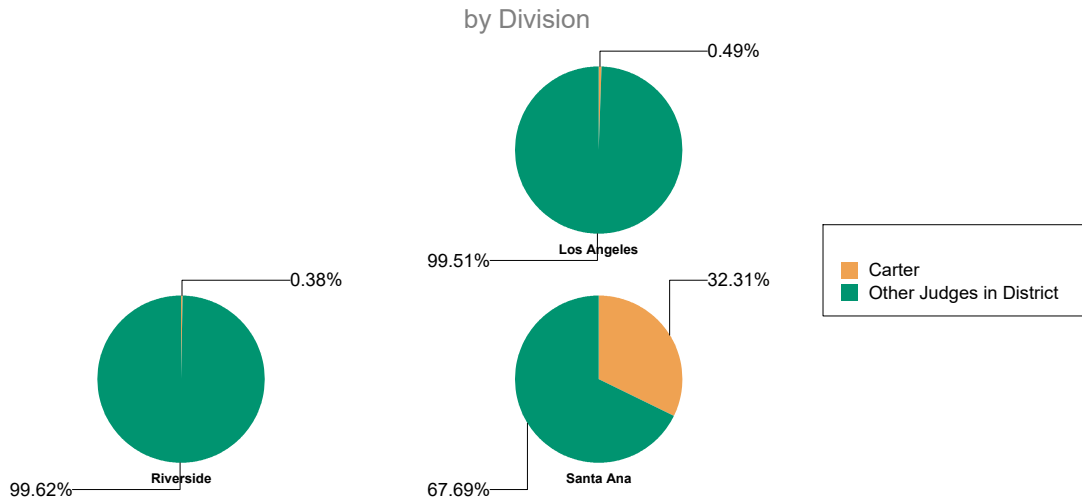
The table below shows the high-level metrics for this judge in cases of this type (nature of suit):

		Nation	Carter
Total	Contested Win Rate	42.3	48.6
	Overall Win Rate	63.2	64.9
	Trial Win Rate	62.2	59.4
	Time to Termination - All Cases	11.1	8.8
	Time to Termination - All Judgments	13.4	13.5
	Time to Termination - Contested Judgments	16.1	16.5
	Time to Termination - Trials	26.5	24.0
	Average Award - All Cases	625,808	1,045,118
	Median Award - All Cases	202,000	338,000
	Average Award - Trials	903,022	1,434,400
	Median Award - Trials	302,500	383,000

Color Scheme: Red in the table above indicates a win rate more than 10% more favorable to the DEFENDANT than the national average, a pendency time at least 6 months SLOWER than the national average, or an award less than 90% of the corresponding nationwide figure. Yellow indicates a win rate from 0% to 10% more favorable to the DEFENDANT than the national average, a pendency time from 0 to 6 months SLOWER than the national average, or an award from 90% to 100% of the corresponding nationwide figure. Bright (lime) green indicates a win rate from 0% to 10% more favorable to the PLAINTIFF than the national average, a pendency time from 0 to 6 months FASTER than the national average, or an award no more than 10% greater than the corresponding nationwide figure. And dark green indicates a win rate more than 10% more favorable to the PLAINTIFF than the national average, a pendency time over 6 months FASTER than the national average, or an award more than 10% greater than the corresponding nationwide figure.

Divisional Information: The charts below illustrate the fraction of this judge's cases of this type in the divisions of this court, if any.

Fraction of Cases Assigned to Judge

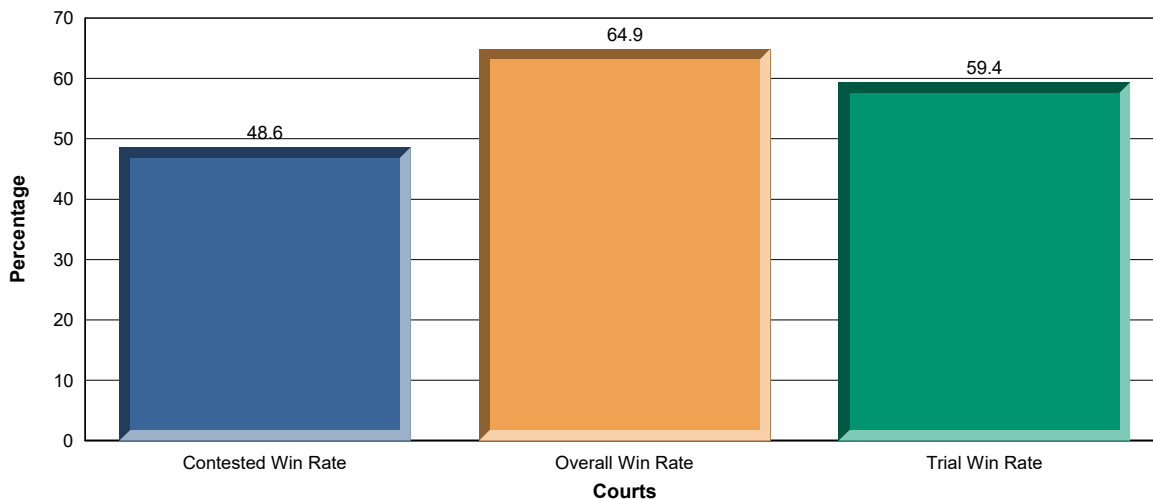


Plaintiff Win Rates: The nationwide probability of plaintiff prevailing in cases of this type since January 2000 is 42.3% for cases terminated by contested judgments (the contested win rate), 63.2% for cases terminated by all judgments (the overall win rate), and 62.2% for cases terminated by trial (the trial win rate). These figures should be compared to the corresponding figures for this judge, as shown in the chart and table below.

Contested win rates include all judgments in favor of the plaintiff, except for consent and default judgments. Overall win rates include consent and default judgments, and as a result are usually somewhat higher than contested win rates. Trial win rates include only judgments resulting from trials, and therefore include only those cases that survive the pre-trial motion process. Outcomes in which no enforceable judgment in favor of a party is entered, such as voluntary dismissals and dismissals for lack of jurisdiction, are not included in any win rates.

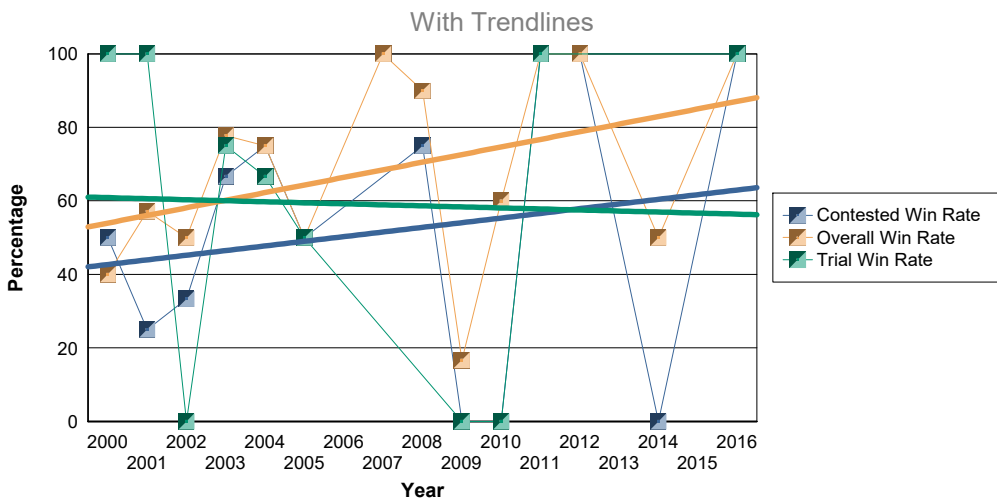
Additional information about win rates is found in the body of the report under the heading "Plaintiff and Defendant Win Rate Detail".

Plaintiff Win Rates



			Total					
			Contested Win Rate	# of Contested Judgments	Overall Win Rate	# of Judgments	Trial Win Rate	# of Trial Judgments
California Central	Total		48.6	37	64.9	57	59.4	16
	Los Angeles	Total	0.0	1	0.0	1	0.0	1
		Carter	0.0	1	0.0	1	0.0	1
	Riverside	Total	0.0	1	0.0	1		0
		Carter	0.0	1	0.0	1		0
	Santa Ana	Total	51.4	35	67.3	55	63.3	15
		Carter	51.4	35	67.3	55	63.3	15

Plaintiff Win Rates by Year of Decision



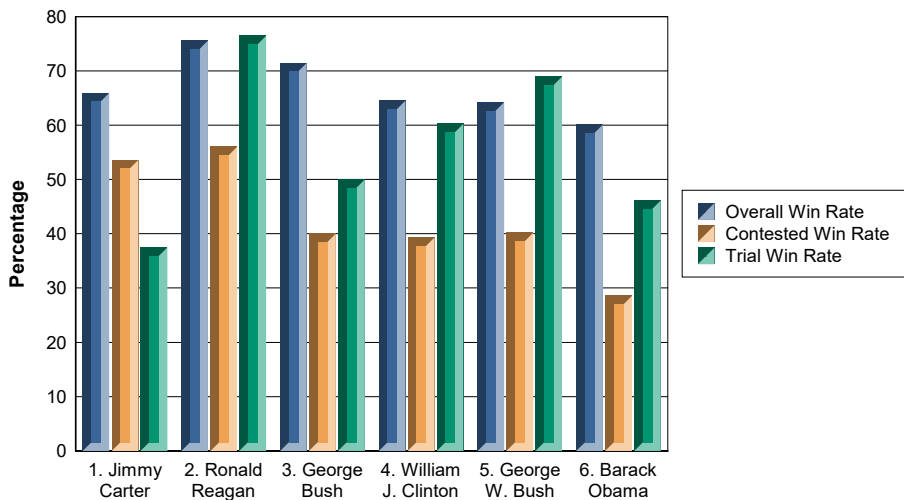
Plaintiff Win Rates by Year of Decision: The contested, overall and trial win rates for plaintiffs by year of decision are shown in the chart to the left and in the table below.

		Total					
		PI. Contested Win Rate	Def. Contested Win Rate	PI. Overall Win	Def. Overall Win Rate	PI. Trial Win Rate	Def. Trial Win Rate
California Central	Total	48.6	51.4	64.9	35.1	59.4	40.6
	2000	50.0	50.0	40.0	60.0	100.0	0.0
	2001	25.0	75.0	57.1	42.9	100.0	0.0
	2002	33.3	66.7	50.0	50.0	0.0	100.0
	2003	66.7	33.3	77.8	22.2	75.0	25.0
	2004	75.0	25.0	75.0	25.0	66.7	33.3
	2005	50.0	50.0	50.0	50.0	50.0	50.0

		Total					
		Pl. Contested Win Rate	Def. Contested Win Rate	Pl. Overall Win	Def. Overall Win Rate	Pl. Trial Win Rate	Def. Trial Win Rate
California Central	2007			100.0	0.0		
	2008	75.0	25.0	90.0	10.0		
	2009	0.0	100.0	16.7	83.3	0.0	100.0
	2010	0.0	100.0	60.0	40.0	0.0	100.0
	2011	100.0	0.0	100.0	0.0	100.0	0.0
	2012	100.0	0.0	100.0	0.0		
	2014	0.0	100.0	50.0	50.0		
	2016	100.0	0.0	100.0	0.0	100.0	0.0

Plaintiff Win Rates: By Nominating President: The number of cases in this district assigned to active judges and the win rates for those cases are shown below, broken out by the nominating president.

Plaintiff Win Rates by Nominating President



Number of Cases: The number of judgments, contested judgments and trial judgments, broken out by nominating president, are shown in the table below.

Plaintiff Win Rates: The win rates for these cases, broken out by nominating president, are shown in the chart to the left and in the table below. This includes overall win rates (includes consent and default judgments), contested win rates (does NOT include consent and default judgments), and trial win rates (cases decided by bench trial or jury verdict).

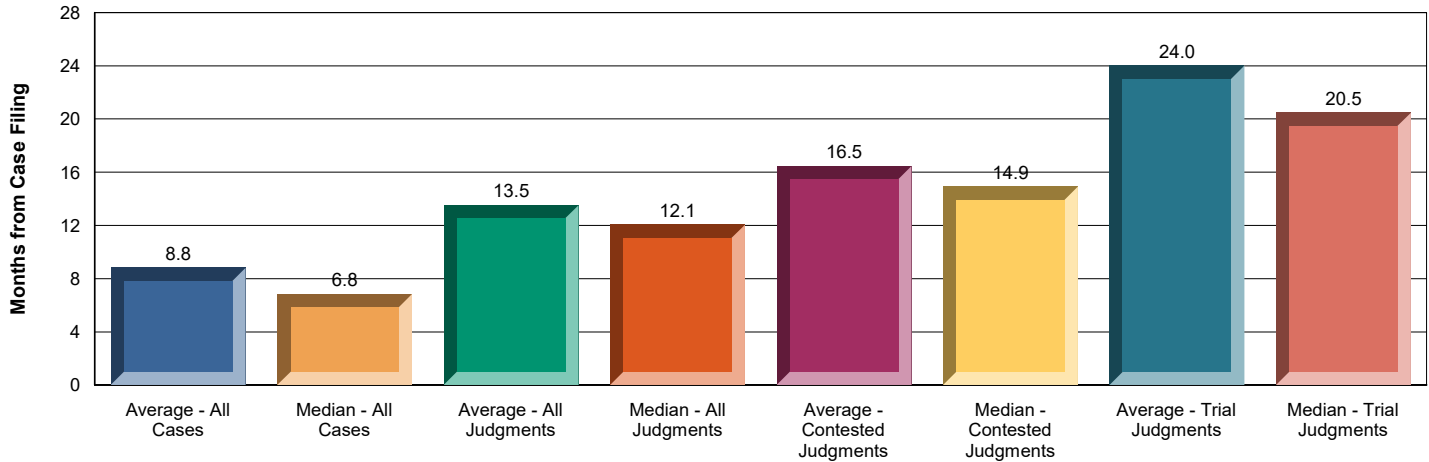
	Total					
	Overall Win Rate	# of Judgments	Contested Win Rate	# of Contested Judgments	Trial Win Rate	# of Trial Judgments
Total	65.7	1,022	41.3	567	62.4	121
1. Jimmy Carter	65.9	22	53.6	14	37.5	4
2. Ronald Reagan	75.6	135	56.0	75	76.5	17
3. George Bush	71.4	21	40.0	10	50.0	6
4. William J. Clinton	64.5	400	39.3	225	60.2	44
5. George W. Bush	64.2	355	40.2	194	68.9	37
6. Barack Obama	60.1	89	28.6	49	46.2	13

How Long Will it Take: The nationwide average pendency in cases of this type since January 2000 for all closed cases is 11.1 months. The average pendency for cases terminated by judgment is 13.4 months, the average pendency for cases terminated by contested judgment is 16.1 months, and the average pendency for cases terminated by trial is 26.5 months. These figures should be compared to the corresponding figures for this district identified below.

Additional information about pendency is found in the body of the report under the heading "Pendency Detail".

Case Pendency

in Months



Average (Months from Case Filing)

		Months to Termination - All Cases	Months to Termination - All Judgments	Months to Termination - Contested Judgments	Months to Termination - Trials
California Central	Total	8.8	13.5	16.5	24.0
	Carter	8.8	13.5	16.5	24.0

Median (Months from Case Filing)

		Months to Termination - All Cases	Months to Termination - All Judgments	Months to Termination - Contested Judgments	Months to Termination - Trials
California Central	Total	6.8	12.1	14.9	20.5
	Carter	6.8	12.1	14.9	20.5

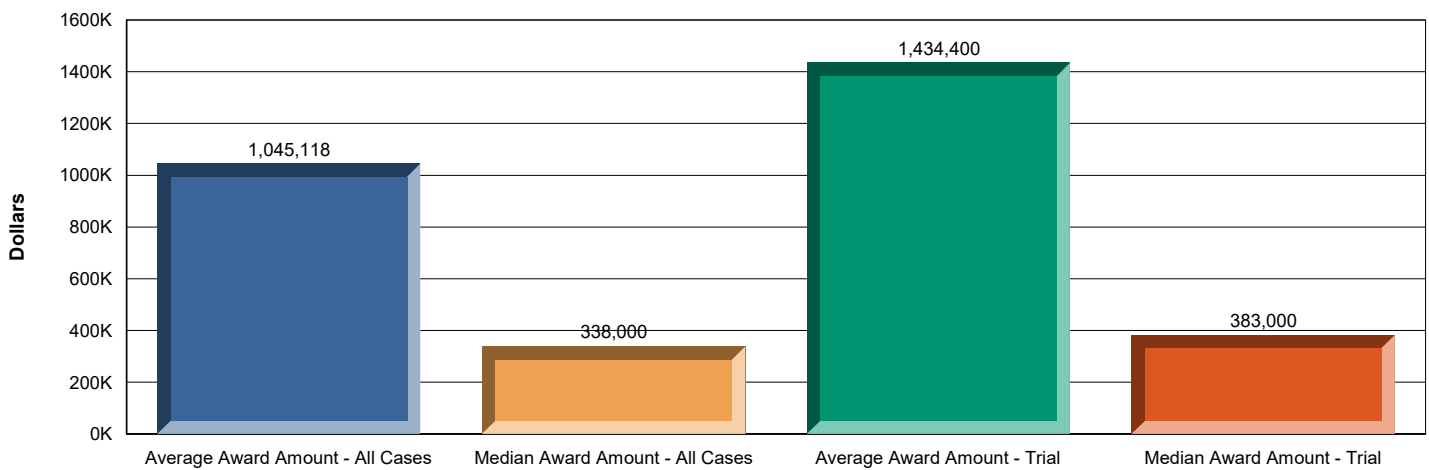
What Will it Cost: The damages portion of litigation expense is heavily fact dependent, but there are nationwide norms one can use to ensure the reasonableness of predicted damage awards in a particular case. For example, the nationwide average award in cases of the type covered by this report (where at least some amount was awarded) is \$625,808, and the average amount where judgment was entered as the result of trial is \$903,022. The chart and table below show the average and median amounts for both situations for the selected judge. In addition, the table shows the standard deviation. Award amounts not entered into the records of the federal courts or otherwise not brought to the attention of LegalMetric are not included in this report.

Studies have shown that attorney fees and related expenses can run from 33% to 100% of the damage awards. The figures in this report should be multiplied by 1.33 to 2.00 to obtain a range of total cost for this type of litigation.

Additional information about damages and litigation expenses is found in the body of the report under the heading "Damages and Other Litigation Expenses".

Average and Median Litigation Awards

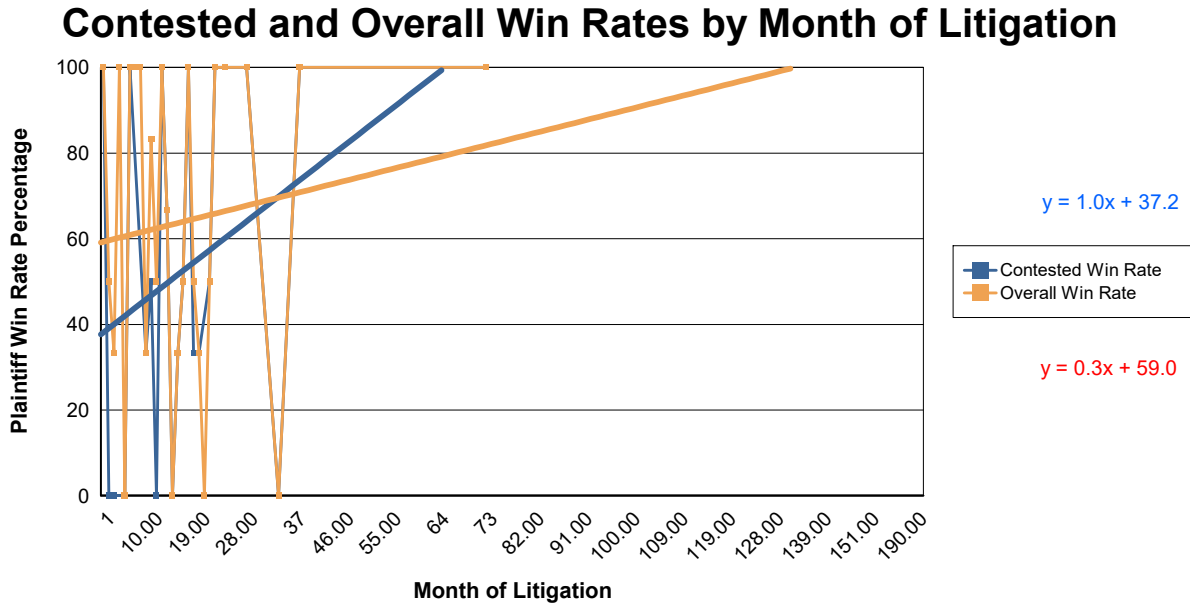
in Dollars



	Total					
	Average Amount - All Awards	Median Amount - All Awards	Standard Deviation - All Awards	Average Award - Trial Outcome	Median Award - Trial Outcome	Standard Deviation - Trial Outcome
California Central	\$1,045,118	\$338,000	\$1,602,065	\$1,434,400	\$383,000	\$2,418,272

Patent and Defendant Win Rate Detail: The chart immediately below shows the contested and overall win rate for plaintiffs for this judge in this type of case. The data is organized by month of litigation. The chart also includes trend lines for both sets of data (contested win rate in blue, overall win rate in orange).

Similar month of litigation information is shown in the table following the chart. The table includes plaintiff and defendant data for contested win rates, overall win rates, and trial win rates for the judge for the entire period, broken out by month of litigation.



		Total					
		PI.	Def.	PI.	Def.		
		Contested	Contested	Overall	Overall	PI. Trial	Def. Trial
		Win Rate	Win Rate	Win	Win Rate	Win Rate	Win Rate
California Central	1	100.0	0.0	100.0	0.0		
	2	0.0	100.0	50.0	50.0		
	3	0.0	100.0	33.3	66.7		
	4			100.0	0.0		
	5	0.0	100.0	0.0	100.0		
	6	100.0	0.0	100.0	0.0	100.0	0.0
	7			100.0	0.0		
	8			100.0	0.0		
	9	33.3	66.7	33.3	66.7		
	10	50.0	50.0	83.3	16.7		
	11	0.0	100.0	50.0	50.0		
	12	100.0	0.0	100.0	0.0	100.0	0.0
	13	66.7	33.3	66.7	33.3		
	14	0.0	100.0	0.0	100.0	0.0	100.0

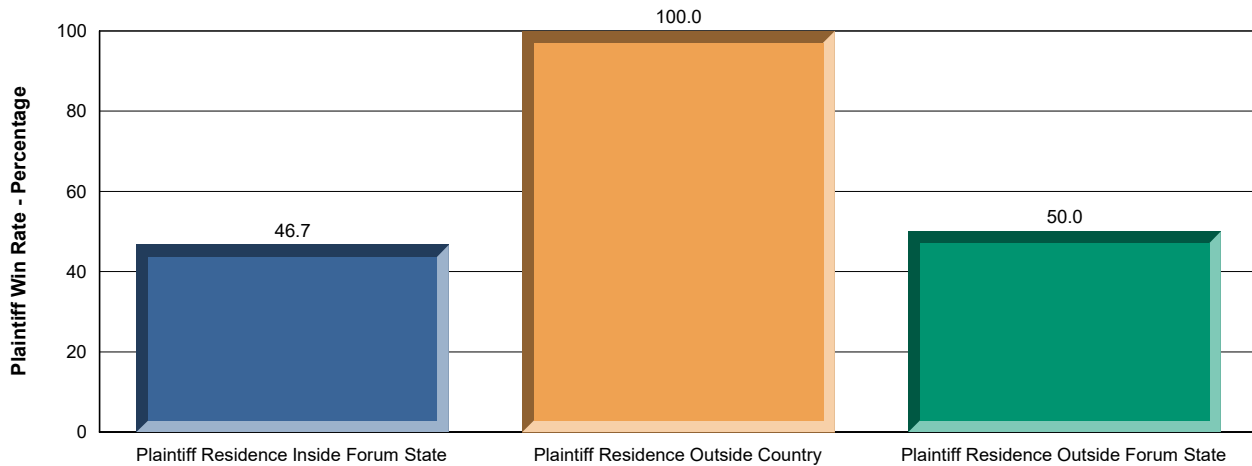
		Total					
		PI.	Def.	PI.	Def.	PI.	Def.
		Contested	Contested	Overall	Overall	PI. Trial	Def. Trial
		Win Rate	Win Rate	Win	Win Rate	Win Rate	Win Rate
California Central	15	33.3	66.7	33.3	66.7		
	16	50.0	50.0	50.0	50.0	50.0	50.0
	17	100.0	0.0	100.0	0.0		
	18	33.3	66.7	50.0	50.0	33.3	66.7
	19	33.3	66.7	33.3	66.7	0.0	100.0
	20			0.0	100.0		
	21	50.0	50.0	50.0	50.0	66.7	33.3
	22	100.0	0.0	100.0	0.0		
	24	100.0	0.0	100.0	0.0	100.0	0.0
	28	100.0	0.0	100.0	0.0	100.0	0.0
	34	0.0	100.0	0.0	100.0	0.0	100.0
	38	100.0	0.0	100.0	0.0	100.0	0.0
	73	100.0	0.0	100.0	0.0	100.0	0.0

Patent and Defendant Win Rates - Local v. Foreign Plaintiffs: The chart immediately below shows the contested win rate for plaintiffs for this district, broken out by the residence of the plaintiff. Specifically, the chart includes plaintiff contested win rates (by district) where 1. the plaintiff is a resident of the forum state, 2. the plaintiff is a resident of a foreign country, and 3. the plaintiff is a resident outside the forum state.

Similar local v. foreign plaintiff win rate information is shown in the table following the chart. The table includes plaintiff and defendant data for contested win rates, overall win rates, and trial win rates for each district for the entire period, broken out by plaintiff residence and division. A second table includes the same information broken out by judge.

Contested Win Rates

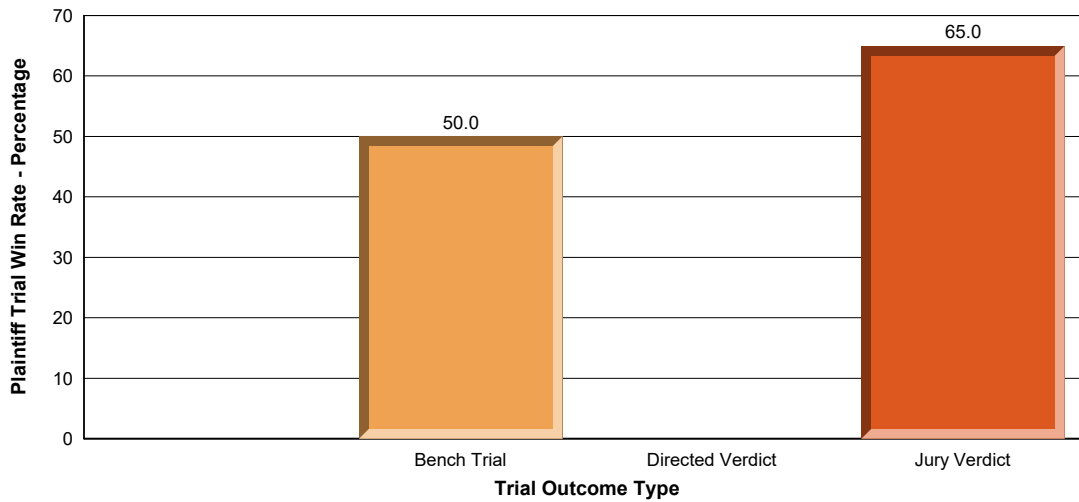
Local v. Foreign Plaintiffs



		Total					
		Pl. Contested Win Rate	Def. Contested Win Rate	Pl. Overall Win	Def. Overall Win Rate	Pl. Trial Win Rate	Def. Trial Win Rate
California Central	Total	48.6	51.4	64.9	35.1	59.4	40.6
	Plaintiff Residence Inside Forum State	46.7	53.3	61.0	39.0	57.7	42.3
	Plaintiff Residence Outside Country	100.0	0.0	100.0	0.0		
	Plaintiff Residence Outside Forum	50.0	50.0	69.2	30.8	66.7	33.3

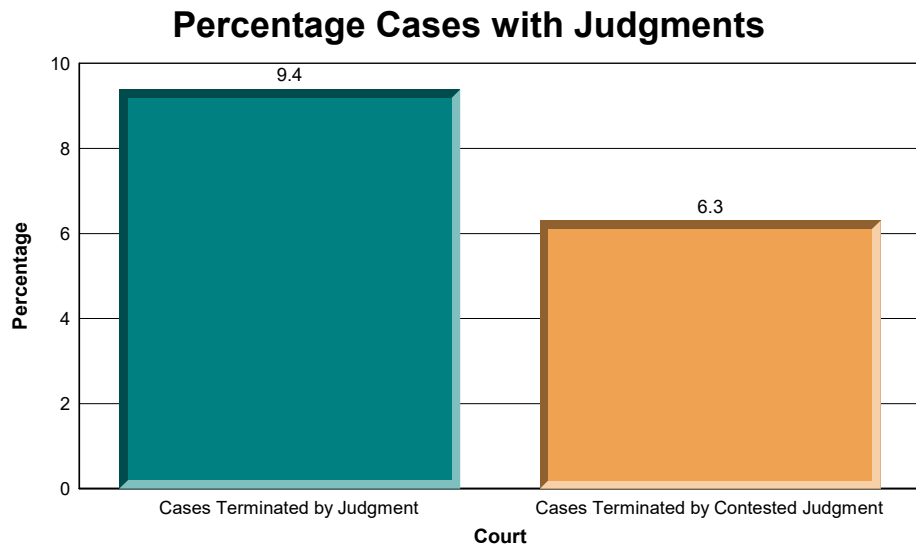
Patent and Defendant Win Rates - Bench and Jury Trial Win Rates: The chart and table immediately below show the trial win rate for plaintiffs for this judge, broken out by trial outcome type. Specifically, the chart includes plaintiff trial win rates where the judgment is entered as a result of a bench trial, a directed verdict, or a jury verdict (if any).

Trial Win Rates, by Trial Type



		Total		Bench Trial		Jury Verdict	
		Trial Win Rate	# of Trials	Trial Win Rate	# of Trials	Trial Win Rate	# of Trials
California Central	Total	59.4	16	50.0	6	65.0	10
	Carter	59.4	16	50.0	6	65.0	10

Percentage of Cases Terminated by Judgment and by Contested Judgment: The win rates discussed above involve only those cases terminated by a judgment. In most courts, only a relatively small fraction of cases are terminated by a judgment, and an even smaller fraction are terminated by a contested judgment. The percentages of cases for this judge terminated by a judgment or a contested judgment are shown in the chart and table below.

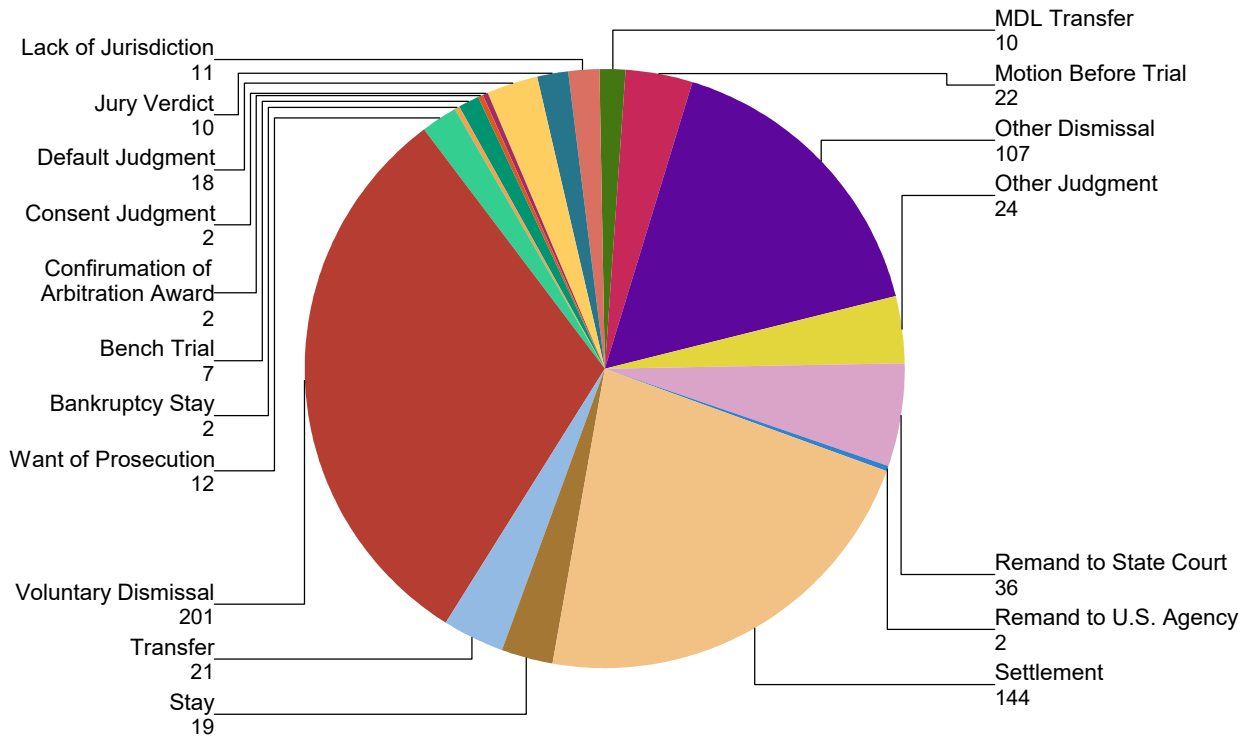


Total		
	Percentage Cases with Judgments	Percentage Cases with Contested Judgments
California Central	9.4	6.3

Cases Terminated, by Case Outcome: The fraction of cases of the type covered by this report terminated by the various case outcome types over the time period covered by this report is shown below.

Case Outcomes by Type

(number of cases)



		Total
		Percentage Cases
California Central	Total	100.0%
	Bankruptcy Stay	0.3%
	Bench Trial	1.1%
	Confirmation of Arbitration	0.3%
	Consent Judgment	0.3%
	Default Judgment	2.8%
	Jury Verdict	1.5%
	Lack of Jurisdiction	1.7%
	MDL Transfer	1.5%
	Motion Before Trial	3.4%

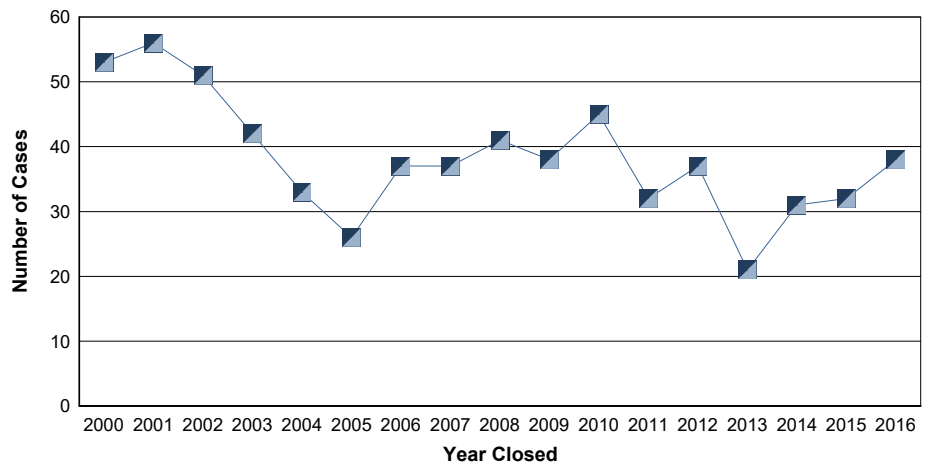
		Total
		Percentage Cases
California Central	Other Dismissal	16.5%
	Other Judgment	3.7%
	Remand to State Court	5.5%
	Remand to U.S. Agency	0.3%
	Settlement	22.2%
	Stay	2.9%
	Transfer	3.2%
	Voluntary Dismissal	30.9%
	Want of Prosecution	1.8%

Cases Closed Each Year: The total number of cases of the type covered by this report which were closed each year for this judges is shown in the chart to the right.

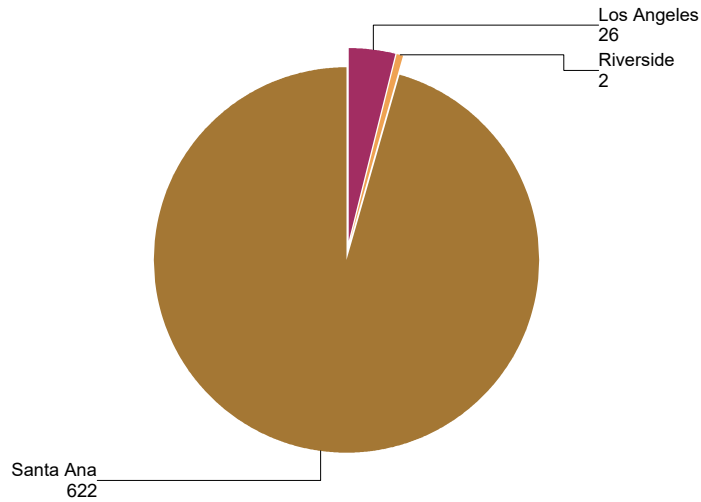
The breakout by division is shown in the chart below, followed by a table with a breakout by year.

Number of Cases Closed

by Calendar Year



Closed Cases by Division

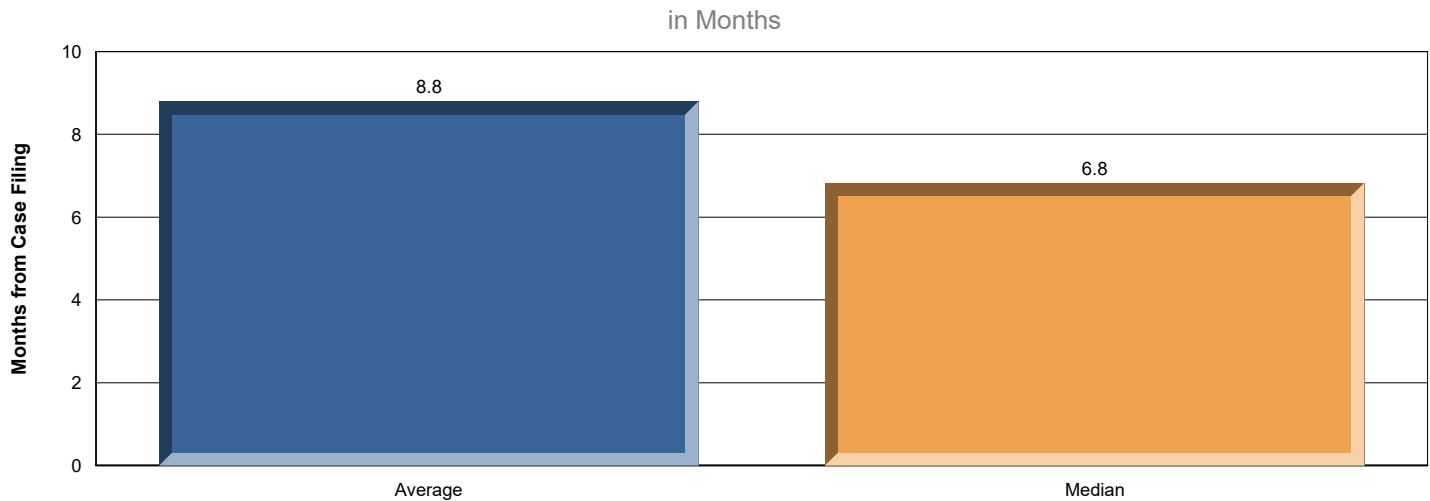


	Closed Cases
Total	650
2000	53
2001	56
2002	51
2003	42
2004	33
2005	26
2006	37
2007	37
2008	41
2009	38

	Closed Cases
2010	45
2011	32
2012	37
2013	21
2014	31
2015	32
2016	38

Pendency Detail - Time to Termination - All Cases and By Case Outcome Type: The chart immediately below shows the pendency (in months) for closed cases of this type for this judge. The chart is followed by a table which shows the average and median times to termination broken out by case outcome type.

Average and Median Time to Termination: All Cases

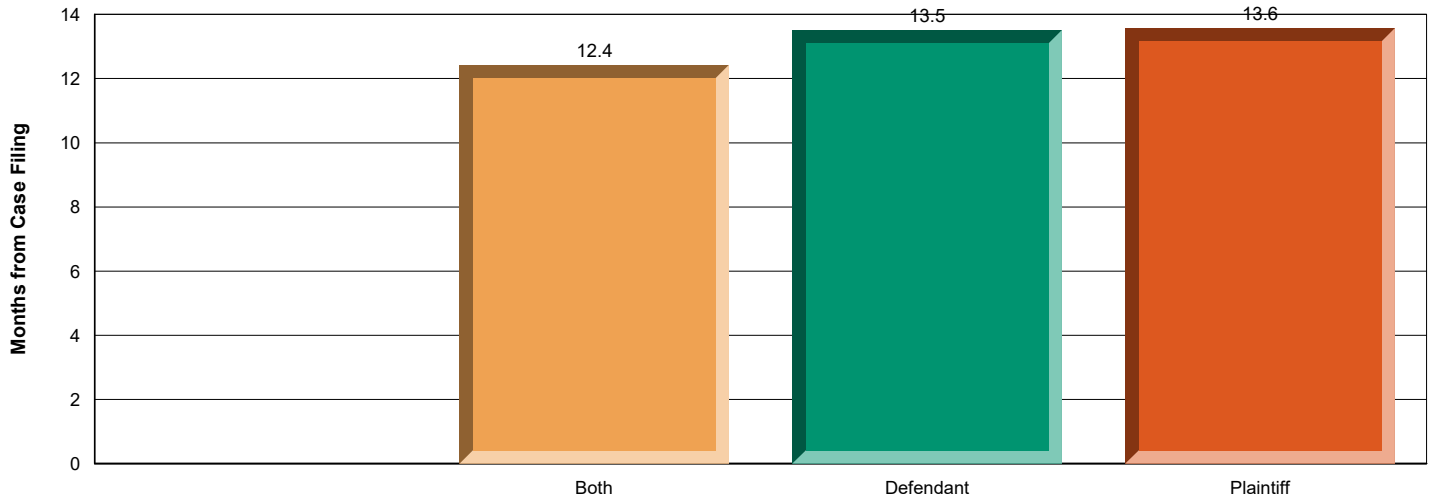


		Total		
		Average Time to Termination - All Cases	Median Time to Termination - All Cases	# of Closed Cases
California Central	Total	8.8	6.8	650
	Bankruptcy Stay	6.4	6.4	2
	Bench Trial	20.7	17.8	7
	Confirmation of Arbitra	0.8	0.8	2
	Consent Judgment	9.6	9.6	2
	Default Judgment	8.2	6.9	18
	Jury Verdict	26.4	20.6	10
	Lack of Jurisdiction	4.7	3.1	11
	MDL Transfer	4.1	2.7	10
	Motion Before Trial	12.1	12.7	22
	Other Dismissal	9.5	7.7	107
	Other Judgment	10.5	10.4	24
	Remand to State Court	2.6	1.7	36
	Remand to U.S. Agency	1.0	1.0	2

		Total		
		Average Time to Termination - All Cases	Median Time to Termination - All Cases	# of Closed Cases
California Central	Settlement	11.7	10.4	144
	Stay/Consolidation	9.5	7.7	19
	Transfer	2.3	1.6	21
	Voluntary Dismissal	6.8	5.0	201
	Want of Prosecution	10.7	10.6	12

Pendency Detail - Time to Termination By Prevailing Party: The chart immediately below shows the pendency (in months) for closed cases in this district, broken out by prevailing party. The chart is followed by a table, which shows both the average time to termination broken out by case outcome type and division and a second table which breaks the data out by outcome type and judge.

Average Time to Termination: By Prevailing Party



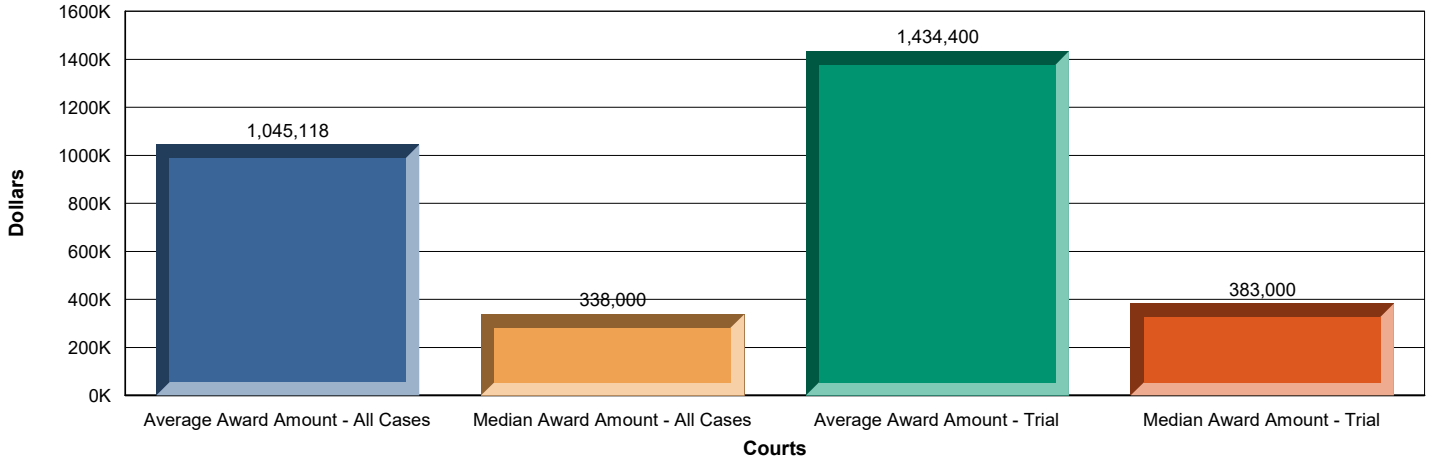
		Total	Both	Defendant
California Central	Total	13.5	12.4	13.5
	Bench Trial	18.2	0.0	16.2
	Confirmation of	0.7	0.0	0.0
	Consent Judgment	9.6	0.0	0.0
	Default Judgment	8.2	0.0	19.4
	Jury Verdict	26.4	15.6	23.7
	Motion Before Trial	11.6	9.3	9.8

Plaintiff
13.6
20.2
0.7
9.6
7.5
29.5
14.9

Damages and Other Litigation Expenses: Median and average damages awards for these districts in the type of litigation covered by this report since 1/1/2000 are shown in the chart and table below.

Litigation Awards

in Dollars



	Total			
	Average Amount - All Awards	Median Amount - All Awards	Average Award - Trial Outcome	Median Award - Trial Outcome
California Central	1,045,118	338,000	1,434,400	383,000

Attorney fees and other litigation expenses historically have run from 33% to 100% of the damage award. Applying these guidelines to the average and mean amounts set forth above, gives the total potential litigation expenses set forth below. Note that these expenses could be even higher if the case at issue has a higher than average damage award, and could be less if the case is terminated quickly.

	Total			
	Total Cost - Low - Some Award Made	Total Cost - High - Some Award Made	Total Cost - Low - Trial Award Made	Total Cost - High - Trial Award Made
California Central	1,390,006	2,090,235	1,907,752	2,868,800

The variation of total litigation expense by month of litigation for these cases is shown in the table below.

		Total			
		Total Cost - Low - Some Award Made	Total Cost - High - Some Award Made	Total Cost - Low - Trial Award Made	Total Cost - High - Trial Award Made
California Central	Total	1,390,006	2,090,235	1,907,752	2,868,800
	3	230,090	346,000		
	4	550,288	827,500		
	5	1,439,725	2,165,000		
	6	489,440	736,000	509,390	766,000
	7	3,846,360	5,784,000		
	8	257,133	386,667		
	12	174,230	262,000		
	13	3,424,750	5,150,000		
	15	19,950	30,000		
	16	687,610	1,034,000		
	17	1,060,343	1,594,500		
	18	16,625	25,000	2,660	4,000
	19	4,034,555	6,067,000		
	20	2,660	4,000		
	21	90,440	136,000	90,440	136,000
	22	6,650,000	10,000,000		
	24	1,355,270	2,038,000	1,355,270	2,038,000
	28	7,581,000	11,400,000	7,581,000	11,400,000
	32	65,170	98,000		
33	359,100	540,000			

Judgment Outcomes: The number of outcomes by judgment, the overall plaintiff win rate for those outcomes, and the average time to termination for those outcomes for this court are shown below, broken out by type of outcome.

	Total		
	Number of Judgments	Plaintiff Win Rate	Average Time to Termination
Total	57	64.9	13.5
Bench Trial	6	50.0	18.2
Confirmation of Arbitration Award	1	100.0	0.7
Consent Judgment	2	100.0	9.6
Default Judgment	18	94.4	8.2
Jury Verdict	10	65.0	26.4
Motion Before Trial	20	37.5	11.6

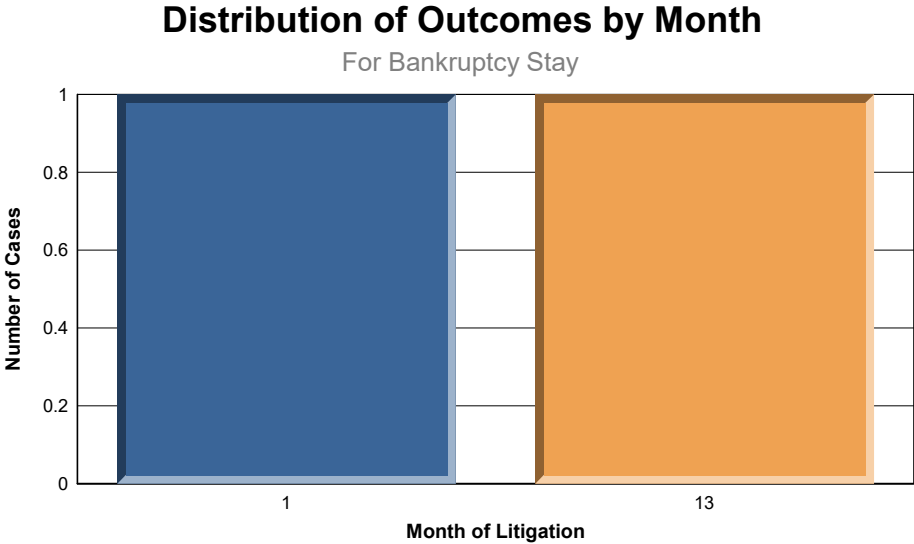
Detailed information about these cases, broken out by type of outcome, is shown in the following sections.

Bankruptcy Stay

The number of cases, plaintiff win rate (if applicable) and average time to termination for outcomes are shown below for the each outcome.

Total			
	Number of Cases	Plaintiff Win Rate (if applicable)	Time to Termination
Bankruptcy Stay	2		6.4

The distribution of these outcomes by month of litigation is shown below. Months with no outcomes are omitted from the chart.



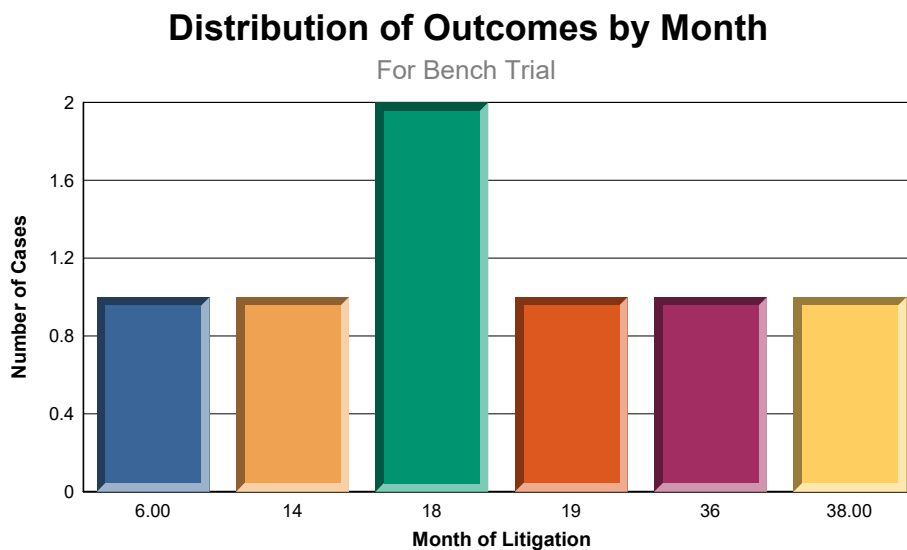
<u>Case Name</u>	<u>Case Number</u>	<u>Judge</u>	<u>Prevailing Party</u>	<u>Pendency</u>
Hibu Inc v. Michael A. Lawrence et al	8:13cv00333	Carter		12.2
Universal Alloy Corporation v. PCA Aerostructures Company et al	8:16cv00236	Carter		0.7

Bench Trial

The number of cases, plaintiff win rate (if applicable) and average time to termination for outcomes are shown below for the each outcome.

	Total		
	Number of Cases	Plaintiff Win Rate (if applicable)	Time to Termination
Bench Trial	7	50.0	20.7

The distribution of these outcomes by month of litigation is shown below. Months with no outcomes are omitted from the chart.



<u>Case Name</u>	<u>Case Number</u>	<u>Judge</u>	<u>Prevailing Party</u>	<u>Pendency</u>
Master Replicas, Inc. v. Levitation Arts Inc. et al	2:08cv01846	Carter	Defendant	17.3
General Industrial v. CompUSA Inc, et al	8:00cv00714	Carter	Defendant	18.3
Consortium Info Svc v. Credit Data Services	8:01cv00985	Carter	Plaintiff	17.8
Magnum Defense Inc v. Marshall & Williams, et al	8:99cv00591	Carter	Plaintiff	5.1
Mitsubishi v. C Richard Cowan, et al	8:01cv00815	Carter	Plaintiff	37.8
Power Lift Corporati, et al v. Mitsubishi Caterpill, et al	8:01cv01084	Carter		35.3
DCS Marketing Inc v. The Homer Laughlin China Company et al	8:09cv00144	Carter	Defendant	13.0

Confirmation of Arbitration Award

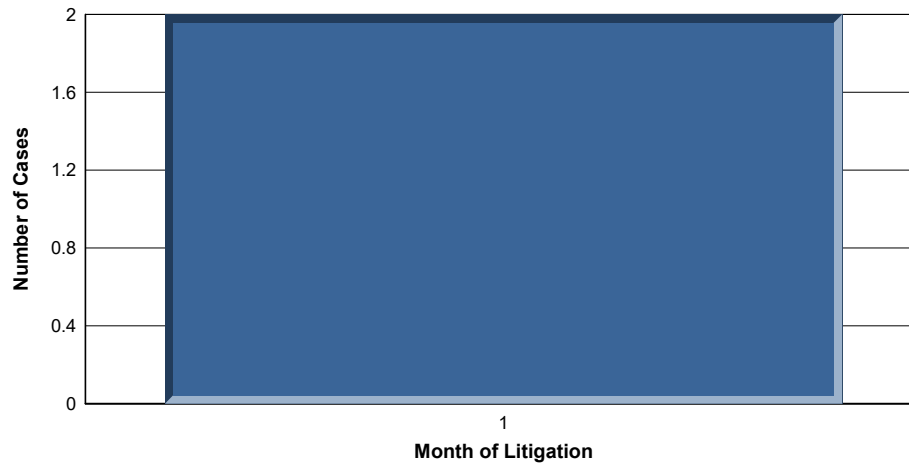
The number of cases, plaintiff win rate (if applicable) and average time to termination for outcomes are shown below for the each outcome.

	Total		
	Number of Cases	Plaintiff Win Rate (if applicable)	Time to Termination
Confirmation of Arbitr	2	100.0	0.8

The distribution of these outcomes by month of litigation is shown below. Months with no outcomes are omitted from the chart.

Distribution of Outcomes by Month

For Confirmation of Arbitration Award



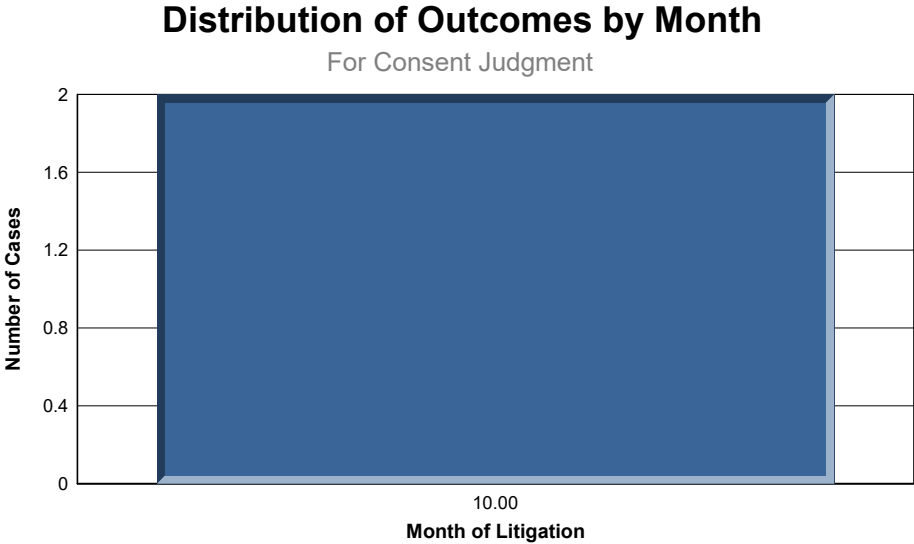
<u>Case Name</u>	<u>Case Number</u>	<u>Judge</u>	<u>Prevailing Party</u>	<u>Pendency</u>
Fidelity Brokerage Services LLC v. Vance	8:07cv01230	Carter		0.9
SensorDynamics AG Entwicklungs - UND Produktionsgesellschaft et al v. Memsco LLC	8:08cv00966	Carter	Plaintiff	0.7

Consent Judgment

The number of cases, plaintiff win rate (if applicable) and average time to termination for outcomes are shown below for the each outcome.

Total			
	Number of Cases	Plaintiff Win Rate (if applicable)	Time to Termination
Consent Judgment	2	100.0	9.6

The distribution of these outcomes by month of litigation is shown below. Months with no outcomes are omitted from the chart.



<u>Case Name</u>	<u>Case Number</u>	<u>Judge</u>	<u>Prevailing Party</u>	<u>Pendency</u>
Qlogic Corporation v. Sanjeeb Mishra	8:07cv00282	Carter	Plaintiff	9.3
Cross v. Land Rover North America, Inc	8:07cv00655	Carter	Plaintiff	9.9

Default Judgment

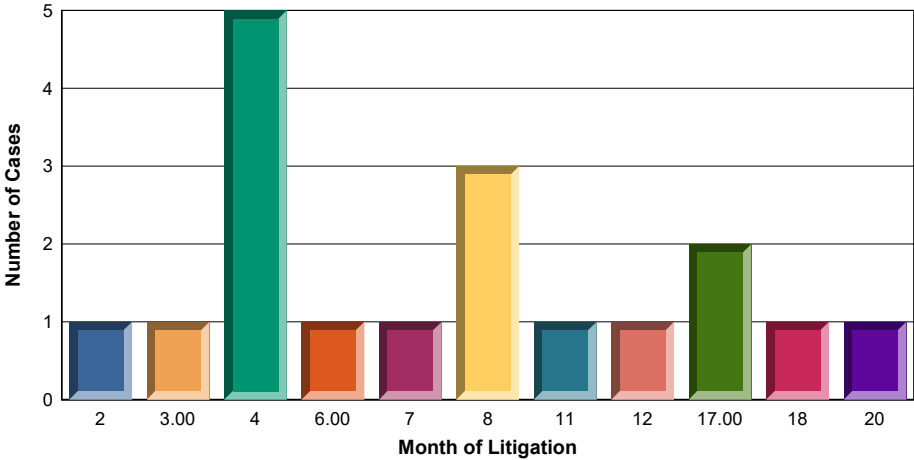
The number of cases, plaintiff win rate (if applicable) and average time to termination for outcomes are shown below for the each outcome.

	Total		
	Number of Cases	Plaintiff Win Rate (if applicable)	Time to Termination
Default Judgment	18	94.4	8.2

The distribution of these outcomes by month of litigation is shown below. Months with no outcomes are omitted from the chart.

Distribution of Outcomes by Month

For Default Judgment



<u>Case Name</u>	<u>Case Number</u>	<u>Judge</u>	<u>Prevailing Party</u>	<u>Pendency</u>
Xerox Corporation v. Tips Docu Print Inc, et al	8:01cv00171	Carter	Plaintiff	7.7
Geoffrey F McClain, et al v. Global Telemedia Int, et al	8:01cv00481	Carter	Plaintiff	6.8
Rockford Industries v. Nii Saban Quao PC, et al	8:01cv00098	Carter	Plaintiff	2.4
CIT Communications v. JPG Enterprises Inc, et al	8:02cv00793	Carter	Plaintiff	12.0
Xerox Corporation v. Odetics Inc	8:02cv01118	Carter	Plaintiff	1.1
Budget Blinds Inc v. Undercover Windows et al	8:07cv00362	Carter	Plaintiff	3.9
Orthodyne Electronics Corporation et al v. Hankyu International Transport (USA) Inc et al	8:07cv01307	Carter	Plaintiff	17.0
Onfloor Technologies LLC v. Metro Equipment and Chemical Company Inc	8:08cv00416	Carter	Plaintiff	7.1
Mendez v. Pappas et al	8:07cv00455	Carter	Plaintiff	10.4

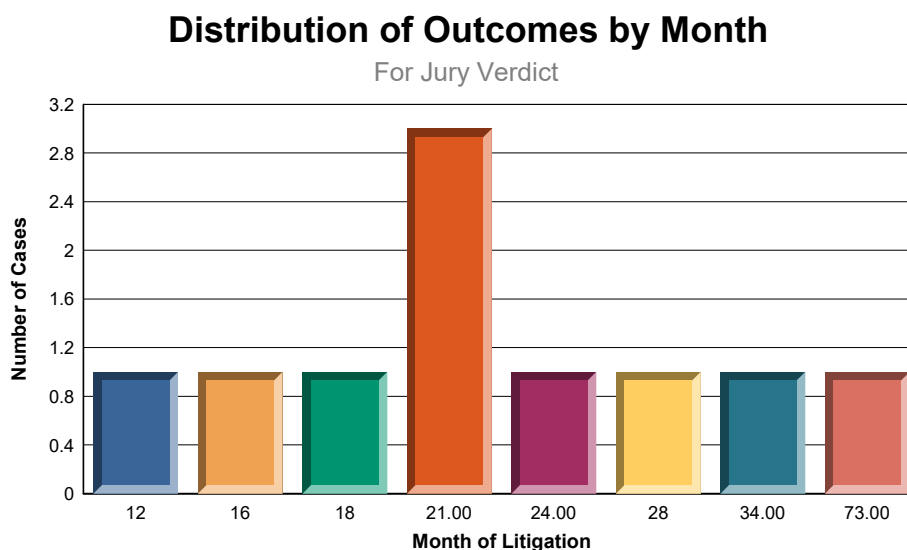
Great American Insurance Company v. Breckenridge Group Inc. et al	8:08cv01427	Carter	Plaintiff	16.5
Thomas A Seaman v. Autumn Senior Living Inc	8:09cv01454	Carter	Plaintiff	3.6
Export Development Canada v. Expedia Media LLC et al	8:10cv00090	Carter	Plaintiff	3.2
Federal Deposit Insurance Corporation v. Lamarsh Financial Inc et al	8:10cv00872	Carter	Plaintiff	16.2
Sears Canada Inc v. Pulse Power Systems Inc	8:12cv00342	Carter	Plaintiff	3.3
The Gray Insurance Company v. Lectrfy Inc et al	8:13cv01411	Carter	Plaintiff	5.7
Tri Star Airlines v. Willis Corroon of LA, et al	8:99cv00173	Carter	Defendant	19.4
Rockford Industries v. Communication Expres, et al	8:01cv00131	Carter	Plaintiff	7.5
Xerox Corporation v. Tips Docu Print Inc, et al	8:01cv00171	Carter	Plaintiff	3.0

Jury Verdict

The number of cases, plaintiff win rate (if applicable) and average time to termination for outcomes are shown below for the each outcome.

	Total		
	Number of Cases	Plaintiff Win Rate (if applicable)	Time to Termination
Jury Verdict	10	65.0	26.4

The distribution of these outcomes by month of litigation is shown below. Months with no outcomes are omitted from the chart.



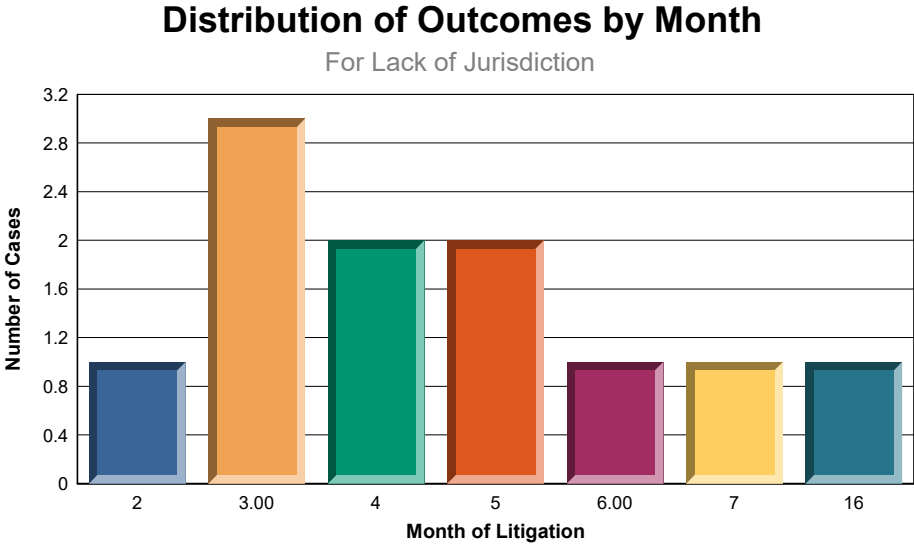
<u>Case Name</u>	<u>Case Number</u>	<u>Judge</u>	<u>Prevailing Party</u>	<u>Pendency</u>
Wilson & Hampton v. Amelco Construction, et al	8:00cv00246	Carter	Plaintiff	20.6
Triflo Medical Inc v. Didier Lapeyre, et al	8:01cv00269	Carter	Plaintiff	11.9
Byran Company Inc v. Gino Perucci, et al	8:01cv01209	Carter	Defendant	20.6
Quiksilver Inc v. GMT Corporation, et al	8:02cv00148	Carter	Plaintiff	23.5
GMT Corporation v. Quiksilver Inc	8:02cv00840	Carter	Defendant	17.2
STM Networks v. Clay Pacific SRL, et al	8:03cv01796	Carter	Both	15.6
Sofia Kupalyan v. Mitsubishi Motor Sales of America, Inc.	8:08cv00229	Carter	Defendant	33.2
Citrus El Dorado LLC v. Stearns Bank et al	8:09cv01462	Carter	Plaintiff	20.5
Citrus El Dorado LLC v. Stearns Bank et al	8:09cv01462	Carter	Plaintiff	72.9
Allstate Ins Co v. Harry Booth, et al	8:98cv00503	Carter	Plaintiff	27.6

Lack of Jurisdiction

The number of cases, plaintiff win rate (if applicable) and average time to termination for outcomes are shown below for the each outcome.

Total			
	Number of Cases	Plaintiff Win Rate (if applicable)	Time to Termination
Lack of Jurisdiction	11		4.7

The distribution of these outcomes by month of litigation is shown below. Months with no outcomes are omitted from the chart.



<u>Case Name</u>	<u>Case Number</u>	<u>Judge</u>	<u>Prevailing Party</u>	<u>Pendency</u>
RD Sport Inc, et al v. Dezent Leichtmetall, et al	8:03cv00058	Carter		15.4
Mathias Rath Inc vs Advanced Biomedical Research, et al	8:04cv01394	Carter		3.1
GGEC America Inc v. Aperion Audio Inc et al	8:08cv01026	Carter		4.9
Great American Insurance Company v. VIP Select Motors Inc et al	8:09cv00004	Carter		1.8
Quantum Systems Integrators Inc v. James Merek et al	8:10cv00230	Carter		2.3
The Regents of the University of California v. Universal Health Care Group Inc et al	8:11cv00250	Carter		2.2
Professional Healthcare Billing Services LLC v. Chesapeake Hospitalists P.C. et al	8:12cv01292	Carter		6.7

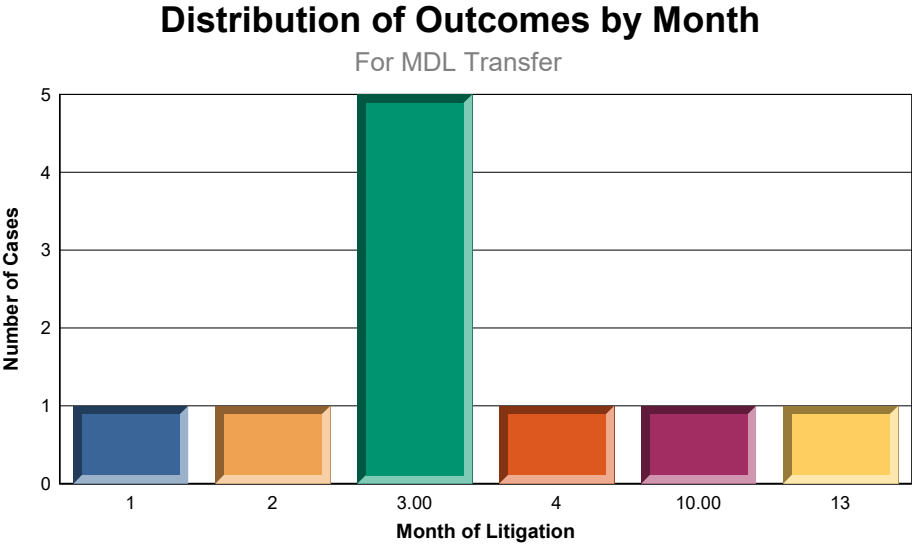
James River Holdings Corporation v. Anton and Chia LLP et al	8:13cv01396	Carter	4.3
Vasili Gatsinaris et al v. ART Corporate Solutions Inc et al	8:15cv00741	Carter	5.3
Samuel Miller et al v. Head USA, Inc.	8:16cv01696	Carter	3.1
Pacific Business v. Little Switzerland, et al	8:99cv01518	Carter	2.9

MDL Transfer

The number of cases, plaintiff win rate (if applicable) and average time to termination for outcomes are shown below for the each outcome.

Total			
	Number of Cases	Plaintiff Win Rate (if applicable)	Time to Termination
MDL Transfer	10		4.1

The distribution of these outcomes by month of litigation is shown below. Months with no outcomes are omitted from the chart.



<u>Case Name</u>	<u>Case Number</u>	<u>Judge</u>	<u>Prevailing Party</u>	<u>Pendency</u>
Hajnal et al v. Chase Home Finance LLC et al	2:11cv06025	Carter		2.7
Gary Larkin v. JP Morgan Chase and Co et al	2:11cv06727	Carter		3.5
Gregory Giauque et al v. Volkswagen Group of America, Inc.	2:15cv07473	Carter		2.6
Rich Hill v. Volkswagen Group of America, Inc. et al	2:15cv07517	Carter		2.6
Carly Studer et al v. Volkswagen Group of America, Inc. et al	2:15cv07560	Carter		2.9
Marc Federman v. Volkswagen Group of America, Inc. et al	2:15cv07655	Carter		2.7
Miguel C Fernandez et al v. Volkswagen Group of America, Inc	2:15cv08699	Carter		1.5
Steven Kadel v. Volkswagen Aktiengesellschaft et al	2:16cv01104	Carter		0.7

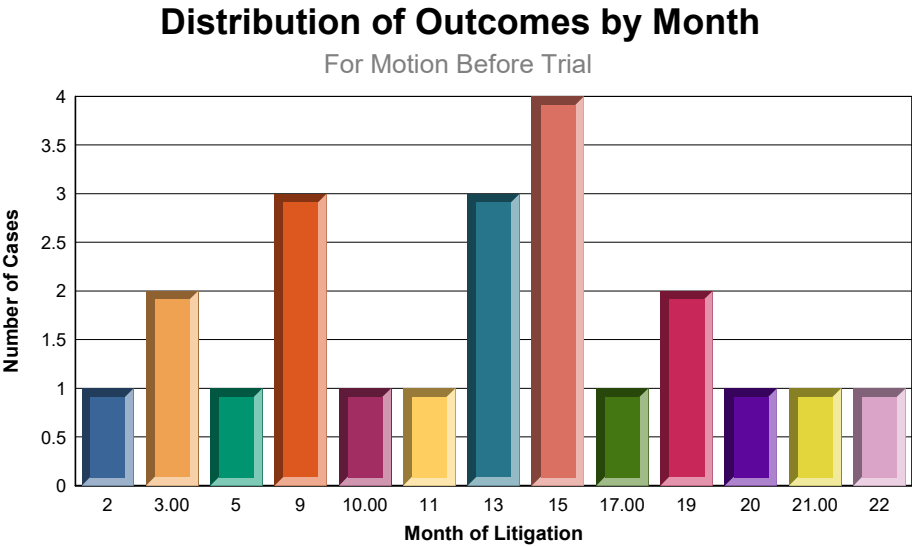
Kelly Turbeville v. JPMorgan Chase Bank N A	8:10cv01464	Carter	12.5
Jean C Wilcox et al v. EMC Mortgage Corporation et al	8:10cv01923	Carter	9.9

Motion Before Trial

The number of cases, plaintiff win rate (if applicable) and average time to termination for outcomes are shown below for the each outcome.

	Total		
	Number of Cases	Plaintiff Win Rate (if applicable)	Time to Termination
Motion Before Trial	22	37.5	12.1

The distribution of these outcomes by month of litigation is shown below. Months with no outcomes are omitted from the chart.



<u>Case Name</u>	<u>Case Number</u>	<u>Judge</u>	<u>Prevailing Party</u>	<u>Pendency</u>
Ronald R. Russell v. Pacific Motor Trucking Company et al	5:13cv00717	Carter	Defendant	20.0
Jeffrey R Bilbo v. Dyncorp, et al	8:00cv00917	Carter	Defendant	12.5
Michael W Hutchins, et al v. Allen Tel Products, et al	8:00cv01110	Carter	Defendant	14.7
Fairchild Aerostruc v. Burkhardt + Weber	8:01cv00421	Carter	Plaintiff	13.0
Spoleczna Fundacja v. Mobile Specialist, et al	8:02cv00111	Carter	Plaintiff	16.2
Orion Tire Corp, et al v. Goodyear Tire, et al	8:95cv00221	Carter	Defendant	8.0
Mitsubishi Cater v. C Richard Cowan, et al	8:03cv00229	Carter	Plaintiff	21.1
Fred Agah et al v. CompUSA Inc et al	8:05cv01087	Carter		19.1
Guy Hartnett v. Western Recreational Vehicles Inc et al	8:08cv00492	Carter	Defendant	10.4

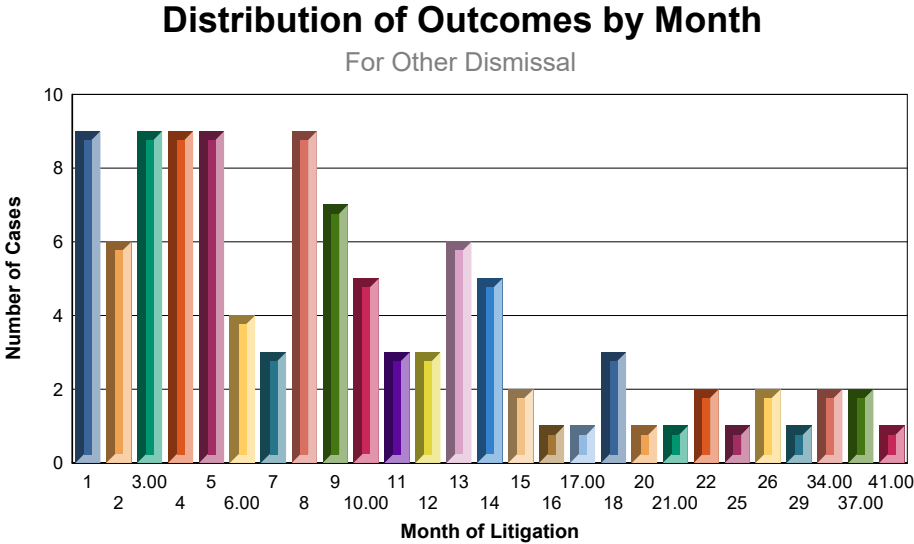
Tair Wang Enterprises Co., LTD v. Catalina Components, Inc.	8:09cv00130	Carter	Defendant	4.1
Applied Medical Distribution Corporation v. The Surgical Company BV	8:07cv01420	Carter	Both	9.3
Alloure Inc et al v. FA Cooperative Inc et al	8:08cv00614	Carter	Defendant	14.7
Mariam Maronyan v. Toyota Motor Sales U S A Inc	8:08cv00905	Carter		14.9
George Roofing Inc v. Dow Roofing Systems LLC et al	8:09cv01217	Carter	Defendant	1.8
Federal Deposit Insurance Corporation v. Quest FS Inc et al	8:10cv00710	Carter	Plaintiff	8.2
Saemie Corporation v. Coddington Jr et al	8:10cv01251	Carter	Plaintiff	18.9
Enough for Everyone Inc v. Provo Craft and Novelty Inc	8:11cv01161	Carter	Plaintiff	14.5
Lydia Andonian v. Time Inc, et al	8:00cv00309	Carter	Defendant	2.6
Travelers Casualty v. Ed Hodges, et al	8:99cv01208	Carter	Plaintiff	12.1
Frederick T. Mason, et al v. Time Consumer Market, et al	8:99cv01338	Carter	Defendant	2.3
Thomas Garcia v. Lucent Technologies, et al	8:00cv00144	Carter	Defendant	18.6
Carmen Kypriandes v. Education Field, et al	8:00cv00772	Carter	Defendant	8.0

Other Dismissal

The number of cases, plaintiff win rate (if applicable) and average time to termination for outcomes are shown below for the each outcome.

	Total		
	Number of Cases	Plaintiff Win Rate (if applicable)	Time to Termination
Other Dismissal	107		9.5

The distribution of these outcomes by month of litigation is shown below. Months with no outcomes are omitted from the chart.



Case Name	Case Number	Judge	Prevailing Party	Pendency
MGA Entertainment Inc v. Funtastic Limited et al	2:10cv05192	Carter		11.9
James L. Abbate et al v. Wells Fargo Bank et al	2:10cv06561	Carter		36.8
Nicholas Ross v. Volkswagen Group of America, Inc.	2:16cv03985	Carter		0.5
Kyle Robertson et al v. Volkswagen Group of America, Inc., et al	2:16cv04394	Carter		0.2
AT&T Corp v. Transmission Network	8:01cv00282	Carter		17.6
Jeffrey Brian Ford v. West Valley Collect, et al	8:01cv00650	Carter		8.6
John M Clarey, et al v. Viasource Comm Inc, et al	8:01cv00773	Carter		7.3
Sheree Wright, et al v. Verizon California, et al	8:01cv00790	Carter		2.8
MPI Technologies Inc v. Xerox Canada Ltd, et al	8:01cv01225	Carter		2.1

Mitsubishi Caterpill v. C. Richard Cowan, et al	8:02cv00083	Carter	6.8
Electronic Data Sys v. Mark R Lewis	8:02cv00545	Carter	3.4
Xerox Corporation v. James Collins, et al	8:99cv00861	Carter	33.6
Quest International v. The Future Now, et al	8:01cv00493	Carter	24.6
Jose Serrano v. Healthcare Services, et al	8:01cv00890	Carter	13.0
Great American Ins v. Fischbeck Const, et al	8:02cv00217	Carter	9.2
Anthony Serrano v. GC Services Ltd Prt, et al	8:02cv00303	Carter	13.3
Dynoil Refining LLC v. Sherif S H Abdelhak, et al	8:02cv00460	Carter	4.9
Globaltech v. Alan Phillips, et al	8:02cv00505	Carter	14.0
Olen Properties Corp v. System Specialists I, et al	8:02cv00510	Carter	7.9
ICN Pharmaceuticals v. Altarex Corporation	8:02cv00540	Carter	12.5
IBM Credit Corpor v. Priti Sharma, et al	8:02cv00777	Carter	2.0
Mike Fitter v. Myriad Logic Inc, et al	8:02cv00831	Carter	2.8
Ray Fladeboe Mercury v. Ford Dealer Computer, et al	8:03cv00275	Carter	3.6
Drillot Corporation v. Sub-Zero Company Inc, et al	8:03cv00335	Carter	0.3
Kevin Jones v. Humanscale, et al	8:03cv00497	Carter	1.2
Ford Motor Credit v. Classic Limousine, et al	8:02cv00707	Carter	25.7
Conexant Systems Inc v. Applied Materials, et al	8:03cv00345	Carter	12.1
Randi L Tracy v. Allstate CA Ins Co, et al	8:03cv01784	Carter	7.8
Cardiac Science, Inc., a Delaware Corporation v. Christopher C Ferris et al	8:04cv00196	Carter	0.2
CY Magic (UK) Ltd v. Fission Group Ltd, et al	8:03cv01763	Carter	15.6
Greenberg Farrow Architecture Incorporated et al v. Gray et al	8:04cv00664	Carter	6.8
Jeffrey Saye v. Old Hill Partners Inc	8:04cv00860	Carter	6.5
Susteen Inc v. Sourcenext Corporation et al	8:04cv01070	Carter	4.9
Kortman v. Medtronic Sofamor Danek USA Inc et al	8:04cv01220	Carter	1.6
D Beam et al v. Roller Derby Skate Corporation et al	8:04cv01343	Carter	5.7

Consulting Services LLC v. Consumer Direct of America Inc	8:04cv01432	Carter	1.7
Dominique C. Almeida et al v. Curative Health Services, Inc	8:05cv00055	Carter	0.4
Tri Pole Corporation et al v. Novell Inc	8:05cv00259	Carter	10.7
Infra-Comm Corporation v. AT and T Corp	8:05cv00267	Carter	7.5
Manhattan Banker Corporation v. Paradigm Oil Inc et al	8:05cv00308	Carter	13.8
Alderm Na LLC v. Max Engineering LTD et al	8:05cv00871	Carter	10.5
Epicor Software Corporation v. Rich Tool and Die Inc et al	8:05cv01011	Carter	2.9
Palmco Corporation v. JSC Techsnabexport	8:06cv00214	Carter	4.8
Carlos Speranza v. Saleen et al	8:06cv00228	Carter	4.4
Tri Pole Corporation et al v. Novell Inc	8:05cv00259	Carter	9.9
John Tidy v. Reed Elsevier et al	8:05cv00906	Carter	13.7
Timothy K Campbell v. Three Cities Research et al	8:05cv00928	Carter	16.9
Geoff Szabo et al v. Tyco International Ltd et al	8:05cv00979	Carter	13.5
Mitsubishi Motors Credit of America v. Marino Automotive Group et al	8:06cv00318	Carter	12.1
Klasna v. Ford Motor Company et al	8:06cv00704	Carter	5.7
Derek Irlam v. Michael Coleman	8:07cv00171	Carter	3.7
SensorDynamics AG Entwicklungs - UND Produktionsgesellschaft et al v. Memsco LLC	8:08cv00966	Carter	7.5
Loan Link Financial Services v. National City Bank NA et al	8:09cv00394	Carter	2.2
Paramount Interests, Inc v. Cambridge Integrated Services Group, Inc et al	8:07cv01064	Carter	10.6
Diandra Douglas v. Patrick N Smith et al	8:09cv01365	Carter	10.0
Hairdx LLC v. Speedwinds Nutrition Inc et al	8:09cv01440	Carter	9.0
U S Bank National Association ND v. Elender Escrow Inc et al	8:09cv01203	Carter	12.3
Irene Tritz v. The United States of America, et al.	8:10cv00182	Carter	8.0
Wells Fargo Bank NA v. Aareal Capital Corporation et al	8:10cv00714	Carter	9.0

JCD Inc v. Interstate Management Company LLC et al	8:10cv00904	Carter	12.6
Jorge Lepe v. Countrywide Bank FSB et al	8:10cv01039	Carter	3.7
Diversified Field Solutions Inc v. Bank of America Corporation et al	8:10cv01115	Carter	4.0
Scott Novotny v. Panasonic Consumer Electronics Company et al	8:10cv01226	Carter	1.6
Universal Protection Service LP v. Derek Oldham et al	8:11cv00772	Carter	2.3
Tri Pole Corporation et al v. Novell Inc	8:05cv00259	Carter	0.0
Thomas A Seaman v. Pyramid Technologies Inc et al	8:10cv00070	Carter	25.4
University Medical Pharmaceuticals Corp v. Isis Biopolymer Inc et al	8:10cv01584	Carter	19.1
Verso Paper LLC v. HireRight Inc	8:10cv01959	Carter	20.9
Macquarie Mortgages USA Inc v. Allen J Bergen et al	8:11cv00860	Carter	11.5
Gas Engineering, LLC v. Hangzhou Hangyang Cryogenic Liquefy Equipment Co., Ltd	8:11cv01889	Carter	4.5
L Espace Studio Inc v. Stephen Yeh et al	8:12cv00001	Carter	2.3
Kevin Hicks v. HSInternational Sports Management Inc et al	8:12cv00401	Carter	0.4
Frank Pate et al v. Ameriquest Mortgage Company	8:12cv00464	Carter	4.7
Enough For Everyone Inc v. Sorenson Capital Partners L.P.	8:12cv00694	Carter	0.5
Kenneth Bain et al v. Wells Fargo Bank et al	8:10cv00548	Carter	40.7
Kevin Ferguson v. Corinthian Colleges Inc et al	8:11cv00127	Carter	28.7
IndyMac Resources, Inc. v. Craig Cross	8:12cv00029	Carter	7.1
Oser Communications Group, LLC et al v. Solar Energy Trade Shows, LLC et al	8:12cv01534	Carter	5.9
Gateway Rehab and Wellness Center, Inc. v. Aetna Health of California, Inc., et al.	8:13cv00087	Carter	5.7
U S Bank National Association ND v. Elender Escrow Inc et al	8:13cv00933	Carter	3.4

U S Bank National Association ND v. Elender Escrow Inc et al	8:09cv01203	Carter	8.1
Thomas A. Seaman v. Teem LLC et al	8:10cv01902	Carter	36.1
Federal Deposit Insurance Corporation v. LSI Appraisal LLC et al	8:11cv00706	Carter	33.4
Michael Rex et al v. Chase Home Finance LLC et al	8:12cv00609	Carter	21.4
William M Hitchcock v. James Robert Cahill et al	8:13cv00376	Carter	9.3
Xerox Corporation v. Plastic Graphics Inc	8:13cv00652	Carter	11.4
Thomas A. Seaman v. Fazio Rynsky & Associates LLP et al	8:13cv00861	Carter	14.2
Irene Tritz v. Patrick Donahue et al	8:13cv01397	Carter	4.6
Ingram Micro Inc. v. Signeo International Ltd. et al	8:13cv01934	Carter	8.4
Grant Johnson et al v. Pegasystems Inc et al	8:14cv00088	Carter	3.0
Aseptic Technology LLC et al v. Eleferios A. Xanthos et al	8:14cv00260	Carter	1.4
Thomas A Seaman v. Valley Health Care Medical Group Inc et al	8:13cv01709	Carter	17.8
Aaron Rangel v. FedEx Ground Package System Inc et al	8:13cv01718	Carter	17.2
Archette Wellness Group Inc v. Seychelle Environmental Technologies Inc et al	8:14cv00940	Carter	8.8
William Precht v. Kia Motors America, Inc.	8:14cv01148	Carter	3.4
Epifanio Garcia v. National Default Services Corporation et al	8:14cv01652	Carter	7.7
Imemco Inc v. Lumenis Inc et al	8:14cv01877	Carter	8.0
One LLP v. Gavel & Gown Software Inc., et al	8:15cv00454	Carter	0.7
Matthew Tye et al v. Wal-Mart Stores, Inc. et al	8:15cv01615	Carter	13.8
Anthony M Jordan, et al v. Mars Building Co, et al	8:00cv00105	Carter	2.0
Daesun Indust Co Ltd v. Megatron Computer	8:98cv00740	Carter	21.9
SCCC v. Massimiliano Misemer	8:99cv01344	Carter	9.9
Marc Delaat v. Monex Credit Company	8:99cv01443	Carter	3.1
Ningbo Foreign Econ v. Tonney Tung, et al	8:00cv00307	Carter	7.7

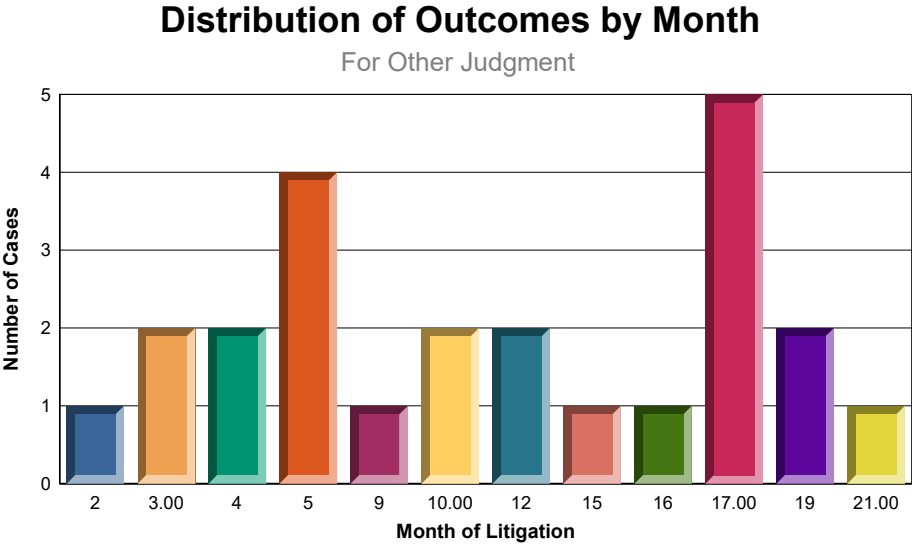
Mark Salsgiver v. America Online Inc, et al	8:00cv00608	Carter	3.8
Healthcare Services v. Jose L Serrano, et al	8:00cv01134	Carter	3.6
Triflo Medical Inc v. Didier Lapeyre, et al	8:01cv00269	Carter	4.4

Other Judgment

The number of cases, plaintiff win rate (if applicable) and average time to termination for outcomes are shown below for the each outcome.

	Total		
	Number of Cases	Plaintiff Win Rate (if applicable)	Time to Termination
Other Judgment	24		10.5

The distribution of these outcomes by month of litigation is shown below. Months with no outcomes are omitted from the chart.



<u>Case Name</u>	<u>Case Number</u>	<u>Judge</u>	<u>Prevailing Party</u>	<u>Pendency</u>
Gemtek Technology, Co., Ltd. v. 3DSP Corporation	2:09cv00564	Carter	Plaintiff	4.9
DLS Custom Embroid v. Coast to Coast Emb	8:02cv00649	Carter	Plaintiff	11.5
Robb Evans v. C E Wise & Son Inc	8:02cv01104	Carter	Plaintiff	18.2
Jene Paz v. Land Rover North America Inc	8:04cv00979	Carter		4.9
Susteen Inc v. Sourcnext Corporation et al	8:05cv00090	Carter		16.8
Loriann Romo v. FFG Insurance Company	8:05cv00316	Carter		9.2
Excalibur Entertainment Inc v. V C X LTD	8:05cv01212	Carter	Defendant	1.9
Budget Blinds Inc v. Gano Enterprises LLC et al	8:06cv00101	Carter		15.2
Secured Holdings Inc v. Walkabout Residential Company LLC et al	8:07cv00631	Carter	Plaintiff	18.7
Rose v. Mercedes-Benz USA, LLC	8:08cv01131	Carter	Plaintiff	2.1

Yelena Nikolskaya v. Mercedes-Benz USA, LLC	8:08cv00237	Carter	Plaintiff	3.8
Charles F Donohue v. American Fiber & Finishing Inc et al	8:09cv00115	Carter	Defendant	16.7
Freeman Decorating Services Inc v. Action Pursuit Group et al	8:09cv00445	Carter	Plaintiff	16.4
Brown and Brown Inc v. John Smalley	8:10cv00452	Carter		3.3
John K. Hoover et al v. Federal Deposit Insurance Corporation et al	8:09cv00750	Carter	Defendant	20.4
Julian Capatina et al v. Brunswick Corporation	8:09cv01039	Carter	Plaintiff	14.5
The Regents of The University of California v. Aetna US Health of California Inc et al	8:10cv01043	Carter	Defendant	8.8
Smart Circle International LLC v. Fudgie Wudgie LP et al	8:11cv00255	Carter	Plaintiff	4.4
Branded Online Inc. v. Holden LLC	8:15cv00390	Carter	Plaintiff	11.8
Xerox Corporation v. American Mail Centers Inc	8:16cv00042	Carter	Plaintiff	9.1
Magnum Defense Inc v. Marshall & Williams, et al	8:99cv00591	Carter	Defendant	17.0
Directnet v. Cominex	8:99cv01474	Carter	Plaintiff	4.3
Dohn J Trempala v. Offshore Yachts LLC, et al	8:00cv00308	Carter		2.4
Atlantis Charters v. Tri-Kat Marine, et al	8:99cv00835	Carter	Plaintiff	16.6

Remand to State Court

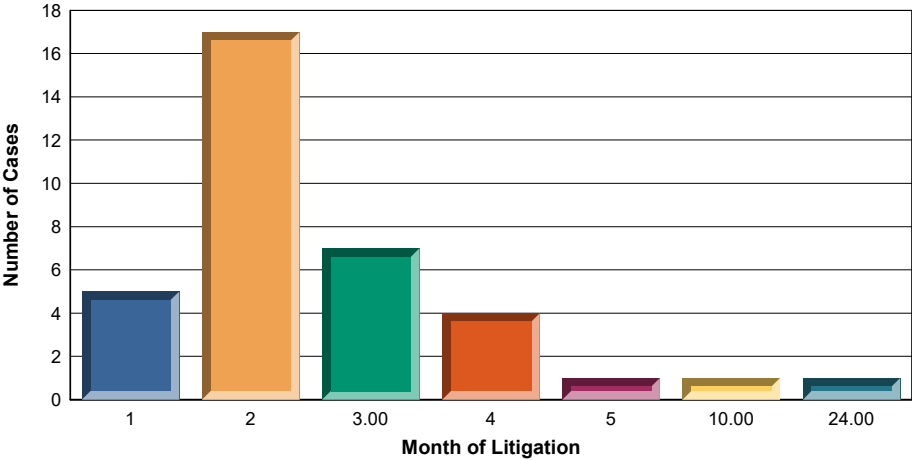
The number of cases, plaintiff win rate (if applicable) and average time to termination for outcomes are shown below for the each outcome.

	Total		
	Number of Cases	Plaintiff Win Rate (if applicable)	Time to Termination
Remand to State Court	36		2.6

The distribution of these outcomes by month of litigation is shown below. Months with no outcomes are omitted from the chart.

Distribution of Outcomes by Month

For Remand to State Court



<u>Case Name</u>	<u>Case Number</u>	<u>Judge</u>	<u>Prevailing Party</u>	<u>Pendency</u>
Tingue Brown & Co v. Paul White	8:01cv00956	Carter		1.7
Salomon Smith Barney v. Bradford H Sachs, et al	8:01cv01131	Carter		2.4
Dynoil Refining LLC v. Sherif S H Abdelhak, et al	8:02cv00460	Carter		1.6
Southington Tool v. Charles A Laverty, et al	8:02cv00608	Carter		1.1
Mark Robert Lewis v. Electronic Data Sys, et al	8:02cv00674	Carter		1.7
Ventura Foods LLC v. Alliant Foodservice, et al	8:03cv01583	Carter		1.3
Outpatient Partners, et al v. Continuing Resources, et al	8:03cv01651	Carter		1.6
Composite Technology v. Acquvest Inc, et al	8:03cv01664	Carter		2.0
Kami Fallah v. Cingular Wireless LLC et al	8:06cv00152	Carter		3.1
Moda v. Priceline.com Incorporated et al	8:06cv00474	Carter		1.0

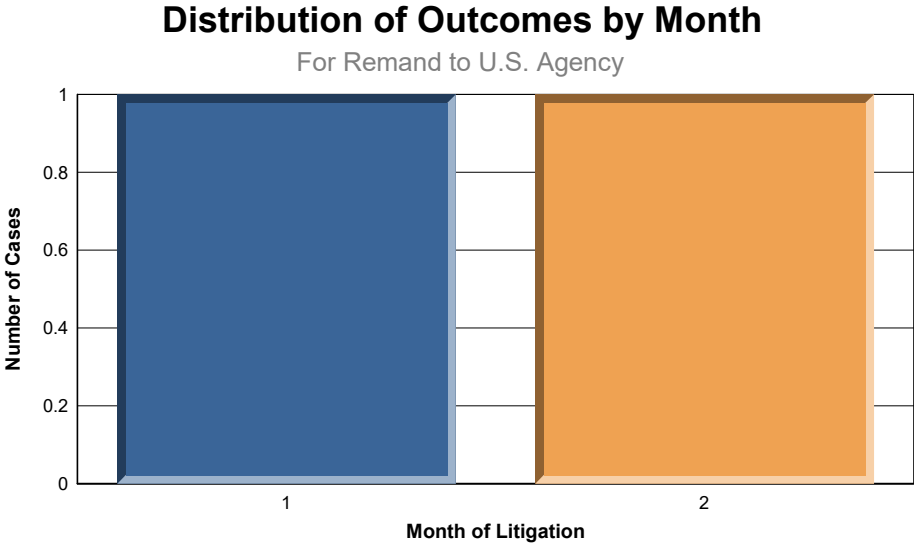
Respirations LLC et al v. Rajan et al	8:06cv01256	Carter	2.0
SMC Networks v. Lantech Advance Corporation et al	8:07cv00774	Carter	0.7
Wood et al v. Velocity Electronics et al	8:07cv00902	Carter	1.2
Moda v. Priceline.com Incorporated et al	8:06cv00474	Carter	23.4
Peter Claydon v. Nestle Waters North America Inc et al	8:09cv00350	Carter	1.1
Hucum Inc et al v. Diakon Logistics (DELAWARE) Inc	8:09cv00896	Carter	1.2
Inland Western Fullerton Metrocenter, LLC v. Astavakra et al	8:07cv01239	Carter	3.7
Isagani A Coronel et al v. MCS Services Inc et al	8:08cv00421	Carter	1.3
Timothy Looney v. Irvine Sensors Corporation et al	8:08cv00600	Carter	0.5
Doug Lackey v. Iron Solutions Inc	8:09cv01302	Carter	3.7
Aldrich v Business to Business Online. Inc.	8:09cv01352	Carter	2.9
Philippe Z Zatta v. Societe Air France	8:11cv00647	Carter	1.8
The Assist Group Inc v. Fiera	8:11cv00623	Carter	9.1
ENKS Enterprises Inc v. Timothy Greve et al	8:11cv01285	Carter	2.3
Michael Bina v. Merge Healthcare Incorporated et al	8:12cv00149	Carter	1.0
Ali Zarazvand v. Merge Healthcare Incorporated et al	8:12cv00150	Carter	1.0
Wells Fargo Bank NA v. Christian D Bundschuh et al	8:13cv00629	Carter	3.1
Adam Morn v. American Messaging Services, LLC et al	8:14cv01635	Carter	2.9
Theodore Segerstrom et al v. Jeffrey Yergovich et al	8:15cv00351	Carter	1.4
Hensel Phelps Construction Co. v. Stonhard et al	8:15cv00584	Carter	0.6
JET Recycling America, Inc. v. Andrew B. Glass	8:16cv00986	Carter	0.4
Richard Stephens v. CFC International I, et al	8:00cv00302	Carter	4.3
Mark Haag, et al v. PayPro Resources Cal, et al	8:00cv00624	Carter	0.9
Jose Serrano v. Healthcare Svc Grp, et al	8:01cv00051	Carter	1.7
Applied Medical Res v. Scion Valley Inc, et al	8:01cv00251	Carter	1.8
Daniel Perkins, et al v. Westwood College, et al	8:01cv00501	Carter	2.8

Remand to U.S. Agency

The number of cases, plaintiff win rate (if applicable) and average time to termination for outcomes are shown below for the each outcome.

Total			
	Number of Cases	Plaintiff Win Rate (if applicable)	Time to Termination
Remand to U.S. Agency	2		1.0

The distribution of these outcomes by month of litigation is shown below. Months with no outcomes are omitted from the chart.



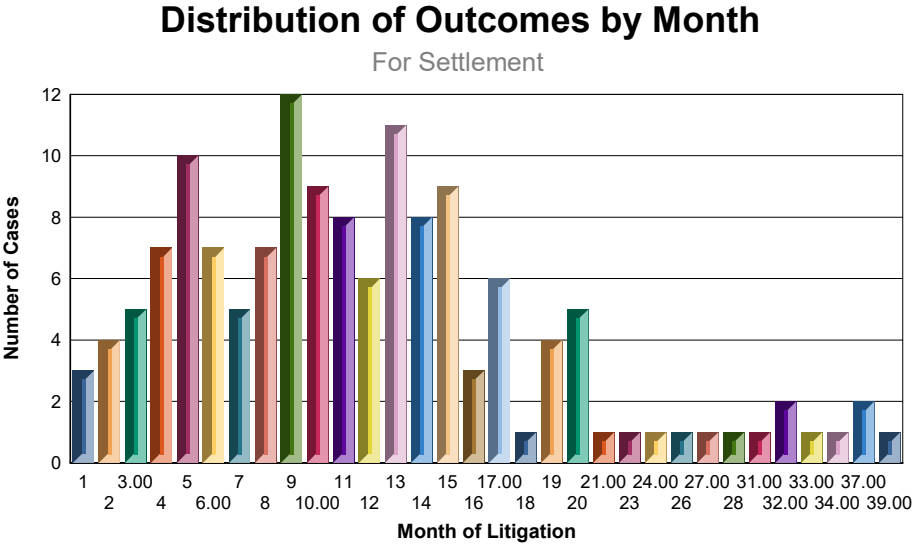
<u>Case Name</u>	<u>Case Number</u>	<u>Judge</u>	<u>Prevailing Party</u>	<u>Pendency</u>
Gene Moran v. Humana Insurance Company, Inc.	8:11cv00802	Carter		1.7
Rudy Rupak et al v. Joseph M. Adams et al	8:15cv00089	Carter		0.2

Settlement

The number of cases, plaintiff win rate (if applicable) and average time to termination for outcomes are shown below for the each outcome.

	Total		
	Number of Cases	Plaintiff Win Rate (if applicable)	Time to Termination
Settlement	144		11.7

The distribution of these outcomes by month of litigation is shown below. Months with no outcomes are omitted from the chart.



<u>Case Name</u>	<u>Case Number</u>	<u>Judge</u>	<u>Prevailing Party</u>	<u>Pendency</u>
Blackwin v. Kmart Corporation et al	2:15cv05695	Carter		7.8
Tiancheng International Inc USA v. Fortess Systems LLC et al	5:10cv01634	Carter		7.9
Lincoln Plaza Dev Co v. Mobil Oil Corp, et al	8:00cv01102	Carter		12.4
George E Peterson v. Fountain Powerboats, et al	8:00cv01170	Carter		14.9
Waldron & Olson LLP v. Robert B Burns, et al	8:01cv00670	Carter		13.9
Breitburn Energy Co v. Aera Energy LLC, et al	8:01cv01044	Carter		8.8
Lowe Residential, et al v. Kreg D Rowe, et al	8:01cv01134	Carter		8.3
Double Diamond Ranch, et al v. David Caillouette, et al	8:02cv00641	Carter		2.0
Gencorp Intl Inc, et al v. Monex Deposit Comp, et al	8:99cv00450	Carter		31.5
Crown Asphalt Distr, et al v. Santa Maria Refining, et al	8:99cv00895	Carter		27.6

Grove Ivestment Co v. Collins Radio Co, et al	8:00cv01076	Carter	31.9
Greg Wright v. AEC Group Corp, et al	8:02cv00042	Carter	9.0
Logotek, SA de CV, et al v. Champion Sample Co, et al	8:02cv00274	Carter	13.3
Murray N Lefkowitz, et al v. General Motors Accep, et al	8:02cv00668	Carter	5.0
Noritsu American, et al v. Varilease Technology, et al	8:02cv00780	Carter	12.4
Cardiac Science Inc v. Medical Research Lab, et al	8:03cv00138	Carter	4.7
Susan Marclely v. Cosco Inc, et al	8:02cv00359	Carter	26.0
Spencer Trask v. Archos Inc, et al	8:02cv00374	Carter	17.8
Financial Federal v. Lee Truck & Equip, et al	8:02cv00873	Carter	14.9
Big Time Products v. Kosmo Kogs Inc, et al	8:02cv01125	Carter	16.4
Dynoil Refining LLC v. Sherif S H Abdelhak, et al	8:02cv01173	Carter	16.0
Kel Group Inc v. Interactive Products, et al	8:02cv01175	Carter	10.0
Ricoh Electronics v. Convergent Label Tec	8:02cv01185	Carter	9.9
Beckman Coulter Inc v. Pacific Express Inc	8:03cv00214	Carter	13.1
Legacy Electronics v. Tanisys Technology	8:03cv00245	Carter	11.5
Meredith Susdorf v. Ceridian Corporation, et al	8:03cv01194	Carter	8.7
Radovanovich v. Mercedes-Benz of North America, Inc et al	8:04cv00178	Carter	7.2
Consulting Group Inc v. Cingular Wireless	8:03cv00109	Carter	22.1
Conitalia S r L v. Mangia Imports Inc	8:03cv01456	Carter	16.8
Oakley Inc v. B and H Gun Rack Inc et al	8:03cv01843	Carter	14.0
Southern Textile Recycling, Inc v. Recovery Management Corporation et al	8:04cv00366	Carter	13.7
Lion Chemical Industries Inc v. Niagara Bottling LLC et al	8:04cv00450	Carter	14.4
Call, Jensen and Ferrell, A.P.C. v. Investors Underwriting Managers, Inc	8:04cv00579	Carter	5.7
R and R Real Estate L P v. Mitsubishi Caterpillar Forklift America Inc	8:04cv00864	Carter	4.8
Mary Burns v. DaimlerChrysler Motors Corporation	8:04cv00978	Carter	4.2

First American Real Estate Solutions, LP v. Deed Research, Inc et al	8:04cv01058	Carter	8.4
Electronic Modalities v. Ruffalo et al	8:04cv01088	Carter	3.7
Recovery Management Corporation v. Southern Textile Recycling, Inc	8:04cv01228	Carter	6.9
Arthur F Sues v. Brown-Forman Corporation et al	8:04cv01325	Carter	6.0
Technanogy Materials Development LLC v. Raymond Douglas Carpenter et al	8:04cv01490	Carter	3.5
Rosenthal v. Right Management Consultants et al	8:04cv01265	Carter	15.8
American Metal Bearing v. Columbiana Foundry Company	8:05cv00204	Carter	11.2
Li Chen Machinery International Co Ltd v. Motiv Sports Holdings Inc	8:05cv00358	Carter	9.7
Dan Kassel et al v. Donzi Marine et al	8:05cv00604	Carter	14.6
Joe Diaz v. Advance Creditors Service Inc	8:05cv00623	Carter	9.2
Victoria Shaw et al v. Avaya Inc et al	8:04cv01313	Carter	32.3
Southwest Financial Services v. Imperial Bank et al	8:05cv00658	Carter	15.0
Utility Resource Management Group Inc v. B Braun Medical Inc et al	8:05cv01030	Carter	12.9
AT & T Corp v. Monarch Dental Corporation et al	8:05cv01042	Carter	19.2
Papaya Studio v. Majesco Sales Inc et al	8:05cv01134	Carter	18.1
Good-Men Associates Inc et al v. Random Acts of Distribution LLC et al	8:05cv01260	Carter	12.7
Gene Comfort v. Sino Swearingen Aircraft Corporation et al	8:06cv00277	Carter	18.3
Cal-West Nurseries v. Ford Motor Company et al	8:06cv00436	Carter	11.3
Lehman Brothers Holdings Inc v. Master Financial Inc	8:06cv00576	Carter	6.4
Paz v. Volkswagen of America Inc	8:06cv00618	Carter	3.0
Kawasaki Motors Finance Corporation v. Currier RV Center Inc et al	8:06cv00721	Carter	8.1
Cyber Access Control LLC v. Videx Inc et al	8:07cv00549	Carter	0.8

Federal Insurance Company v. Dencity, Inc et al	8:07cv01458	Carter	11.2
Vanguard Integrity Professionals v. Team Gordon	8:08cv00185	Carter	11.4
Jocelyn Plummer v. Citibank (South Dakota) N A et al	8:08cv00537	Carter	8.7
Wachovia Dealer Services Inc v. Preferred Auto Finance LLC et al	8:08cv00597	Carter	14.9
Samson Khachatryan v. General Motors Corporation	8:08cv00662	Carter	5.7
Houston Astros Baseball Club v. Allied Lube Inc et al	8:08cv00783	Carter	10.3
Developers Surety & Indemnity Company v. Milroy Golf Systems Inc et al	8:08cv01107	Carter	6.3
Creative Concepts Software Inc et al v. Mobiletech Solutions Inc et al	8:05cv00670	Carter	30.5
Triple Net Properties LLC et al v. Core Realty Holdings LLC et al	8:06cv00823	Carter	19.1
John Luderman v. Ford Motor Company et al	8:07cv00020	Carter	12.5
Emmert v. O'Leary & Partners et al	8:07cv00220	Carter	16.3
Michael Karahalios v. Land Rover North America Inc	8:07cv00380	Carter	10.4
Ultera Systems v. Advanced Mechatronic Systems	8:07cv00415	Carter	16.6
Puck Technology, Inc v. Golden Creations, Inc. et al	8:07cv01065	Carter	6.8
Rachel Caviston v. Oasis Legal Finance LLC et al	8:07cv01263	Carter	5.0
Difilippo v. Daimler Chrysler Motors company LLC	8:07cv01399	Carter	3.2
PowerDsine et al v. Broadcom Corporation	8:08cv00137	Carter	4.3
Vought Aircraft Industries Inc v. Amtrex Trading LLC	8:08cv00517	Carter	2.9
Paramount Interests v. National Union Fire Insurance Company of Pittsburgh, PA et al	8:07cv00388	Carter	33.5
John Allen v. Verizon Northwest Inc et al	8:08cv00774	Carter	26.1
Cisco-Linksys LLC et al v. Commonwealth Scientific And Industrial Research Organisation	8:09cv00178	Carter	8.2
Federal Deposit Insurance Corporation v. Loyalty Mortgage Inc et al	8:09cv00508	Carter	9.2
Centon Electronics Inc v. Target Corporation et al	8:09cv00534	Carter	12.3

Ringler Insurance Agency v. Atlas Settlement Group Inc et al	8:09cv00597	Carter	15.1
Serjik Hatami v. Kia Motors America, Inc.	8:08cv00226	Carter	38.6
Yellow Book Sales and Distribution Company Inc v. Peter J Stephens Jr et al	8:10cv00137	Carter	11.6
Kiarash Ashaary v. Jaguar Land Rover North America LLC et al	8:10cv01416	Carter	1.8
VFS Financing Inc v. Edward P Grech	8:11cv00011	Carter	4.7
Warren Sumner v. Toys R Us Inc et al	8:09cv00025	Carter	36.3
Soheil Meili v. Exxon Mobil Corporation et al	8:09cv00485	Carter	36.6
Federal Deposit Insurance Corporation v. American Signature Funding Inc et al	8:11cv00231	Carter	13.9
Federal Deposit Insurance Corporation v. Amerifund Financial Inc et al	8:11cv00840	Carter	10.8
Xerox Corporation v. YG Laboratories Inc	8:11cv01635	Carter	5.4
AKH Company Inc v. Morris Tire Services Inc et al	8:11cv01903	Carter	10.0
Raymond Zuniga et al v. Bank of America NA et al	8:12cv00302	Carter	7.9
Xerox Corporation v. Playbooks, Inc	8:12cv00632	Carter	9.0
William A. Kent v. Microsoft Corporation, et al.	8:13cv00091	Carter	5.7
VFS Financing Inc v. Michael R Bello et al	8:13cv00001	Carter	10.8
Shape Corp v. Amonix Inc	8:13cv00436	Carter	8.2
ADP Commercial Leasing, LLC et al v. Hardin Automotive et al	8:13cv01605	Carter	3.4
Granite State Insurance Company v. BJD Resourcing, LLC et al	8:13cv01838	Carter	10.0
American West Bank v. Banc of California et al	8:13cv01914	Carter	5.7
Telogis, Inc., et al v. BigRoad Incorporated	8:14cv00726	Carter	4.4
Nitori USA Inc v. LPS Contracting Inc et al	8:14cv00508	Carter	15.8
Berkley Regional Insurance Company v. Pinner Construction Co., Inc.	8:14cv00806	Carter	9.2
American Realty Capital Advisors of Southern California v. Kevin Gay et al	8:14cv00824	Carter	7.6
Pacific Life Insurance Company v. Attachmate Corporation	8:14cv01265	Carter	4.7

BP Law Group, LLP et al v. Oasis Outsourcing, Inc.	8:14cv01873	Carter	1.9
Jean C Wilcox et al v. EMC Mortgage Corporation et al	8:10cv01923	Carter	3.7
B/E Aerospace Inc. v. ITT Corporation et al	8:14cv00709	Carter	20.0
Huviron Co., Ltd. v. CCTVStar, Inc., et al	8:14cv01009	Carter	19.1
Switchboard, Inc. et al v. Panama Jack, Inc. et al	8:14cv01412	Carter	20.1
Oakley Inc v. Trimera Military Technology Inc., et al	8:14cv01649	Carter	18.1
James Juarez v. Allstate Financial Services LLC et al	8:14cv01880	Carter	13.3
Consultants Group Commercial Funding Corporation v. Interplex Industries, Inc., et al	8:15cv00462	Carter	12.4
Vasili Gatsinaris et al v. ART Corporate Solutions Inc et al	8:15cv00741	Carter	0.6
The Sherwin Williams Company v. Auto Collision Incorporated et al	8:15cv00867	Carter	9.8
California Policy Center, Inc. v. Nevada Policy Research Institute et al	8:15cv01818	Carter	8.2
Ann A. Graham v. Crunch IP Holdings, LLC	8:16cv00345	Carter	2.0
Timothy Harmon v. Eastport Sailing Yachts, Inc. et al	8:16cv01128	Carter	2.3
NCH Corporation et al v. Corporate Barter Advisors	8:16cv01119	Carter	4.0
Financial Processing v. Protege Systems Inc, et al	8:00cv00062	Carter	8.0
Hycor Biomedical Inc v. Polymedco Inc, et al	8:98cv00978	Carter	16.9
Jeff Dicks v. American States Ins, et al	8:99cv00577	Carter	9.9
Louisville Public v. Paul J Cimoch	8:99cv00828	Carter	10.9
Master Financial Inc v. Mellon Bank Corp, et al	8:99cv00944	Carter	12.5
Michael W Lewis, et al v. Consolidated Route, et al	8:99cv01059	Carter	12.9
Carol Wright v. University Med Prod	8:99cv01484	Carter	5.1
Hobie Designs Inc v. HSC Inc, et al	8:00cv00100	Carter	12.6
Xebec LLC v. Industrial Dev Intl	8:00cv00153	Carter	13.7
Dohn J Trempala v. Offshore Yachts LLC, et al	8:00cv00308	Carter	14.6
GFT America Fashion, et al v. La Vie En Rose	8:00cv00484	Carter	8.2
Atlantic Richfield v. Zerom Tesfayohanes	8:00cv00486	Carter	8.5

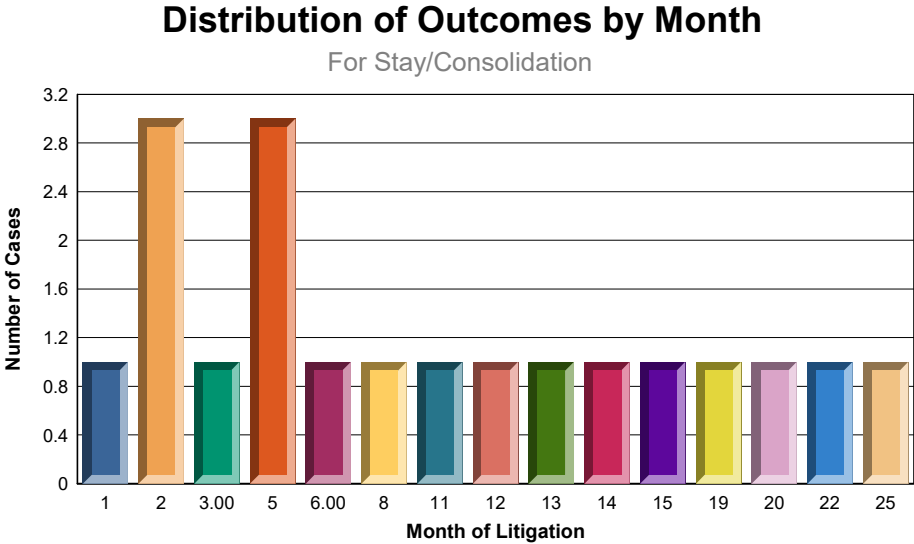
Nippon Fire & Marine v. Borders Unlimited, et al	8:00cv00614	Carter	7.6
Olen Resident Realty v. Cable Plus Co, et al	8:00cv00749	Carter	4.2
Amelco Construction v. Decoustics Ltd, et al	8:00cv00860	Carter	10.7
Energy Integration v. Excelergy Corp, et al	8:00cv01276	Carter	1.9
Andres B Saldana v. Medsep Corporation, et al	8:01cv00020	Carter	2.7
Zephyr Therapeutics, et al v. St Paul Guardian Ins, et al	8:01cv00043	Carter	3.1
Shred-it America Inc v. Haley Sales Inc, et al	8:01cv00456	Carter	0.1
GFT America Fashion, et al v. La Vie En Rose	8:01cv00567	Carter	2.1
Dandru P Montrenes, et al v. Martin Howe Assoc, et al	8:99cv00644	Carter	23.3
Mhotronics Inc v. Daniel J Brentzel	8:99cv00990	Carter	14.8
Amplicon Inc v. O'Charley's Inc	8:99cv01139	Carter	13.2
Thomas W Christensen v. Rawlings Sporting, et al	8:99cv01267	Carter	18.7
Ingram Micro Inc v. Mega World Inc, et al	8:99cv01382	Carter	19.5
CSA Private Limited v. Mai Systems Corp	8:99cv01592	Carter	12.5

Stay/Consolidation

The number of cases, plaintiff win rate (if applicable) and average time to termination for outcomes are shown below for the each outcome.

	Total		
	Number of Cases	Plaintiff Win Rate (if applicable)	Time to Termination
Stay	19		9.5

The distribution of these outcomes by month of litigation is shown below. Months with no outcomes are omitted from the chart.



<u>Case Name</u>	<u>Case Number</u>	<u>Judge</u>	<u>Prevailing Party</u>	<u>Pendency</u>
Mattel Inc v. Bryant et al	2:04cv09059	Carter		19.5
Judith A. Berlin et al v. Wells Fargo Bank, National Association et al	2:09cv06928	Carter		4.7
MGA Entertainment Inc. v. The Singing Machine Company, Inc. et al	2:10cv03761	Carter		4.1
MGA Entertainment Inc. v. The Singing Machine Company, Inc. et al	2:10cv03761	Carter		10.1
Aareal Capital Corporation et al v. Wells Fargo Bank, National Association	2:10cv04802	Carter		7.7
Thomas A. Seaman v. Valley Health Care Medical Group, Inc. et al	2:09cv08532	Carter		24.6
Lasalle Banke N.A. v. First Suburban Corp, et al	8:00cv00166	Carter		21.8
Taco Bell Corp v. TBWA Chiat/Day Inc, et al	8:03cv01107	Carter		13.3

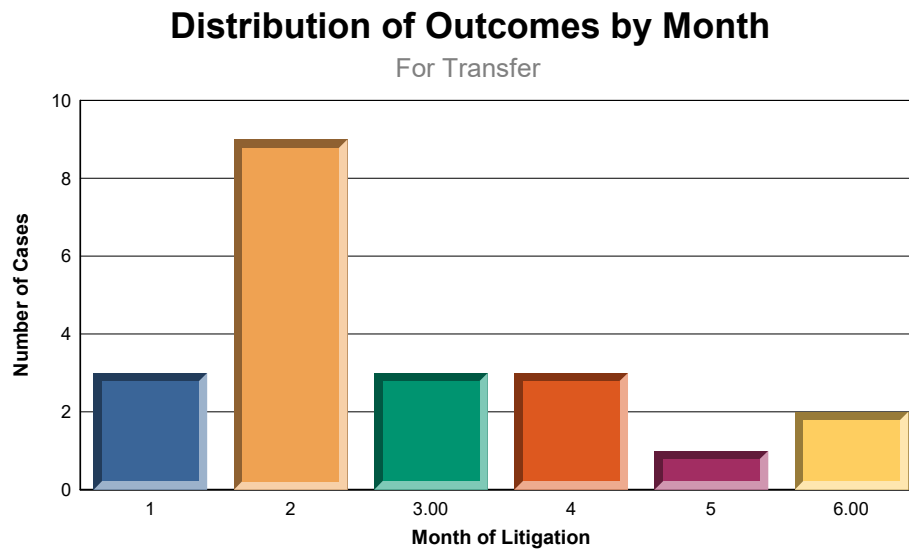
Melanie Gartenbaum v. Scottrade Inc	8:03cv01586	Carter	1.1
Applied Medical Distribution Corporation v. The Surgical Company BV	8:07cv01420	Carter	1.4
Guy Hartnett v. Western Recreational Vehicles, Inc. et al	8:08cv00256	Carter	14.9
Esther Negrete v. American Honda Motor Co Inc	8:09cv00450	Carter	5.5
National City Bank v. Loan Link Financial Services	8:09cv00258	Carter	11.6
Allergan USA Inc v. Lee Tempel, M.D.	8:11cv00253	Carter	4.3
IndyMac Resources, Inc. v. Craig Cross	8:12cv00029	Carter	2.7
Mike Kent et al v. Firstservice Commercial Real Estate Services, USA, Inc et al	8:12cv00561	Carter	1.1
Thomas A. Seaman v. The Bank of New York Mellon et al	8:12cv00926	Carter	12.3
The Regents of the University of California v. Global Excel Management, Inc.	8:16cv01644	Carter	0.2
Newport Golf Corp v. Ripit Inc, et al	8:99cv01417	Carter	18.9

Transfer

The number of cases, plaintiff win rate (if applicable) and average time to termination for outcomes are shown below for the each outcome.

	Total		
	Number of Cases	Plaintiff Win Rate (if applicable)	Time to Termination
Transfer	21		2.3

The distribution of these outcomes by month of litigation is shown below. Months with no outcomes are omitted from the chart.



<u>Case Name</u>	<u>Case Number</u>	<u>Judge</u>	<u>Prevailing Party</u>	<u>Pendency</u>
Shawn Carlson v. Encompass Teleserv, et al	8:02cv00384	Carter		0.9
Ecomatrix Funding et al v. MDI et al	8:07cv00369	Carter		1.5
Andrews and Thornton v. The Beasley Firm LLC	8:07cv00407	Carter		1.1
Irvine Pharmaceutical Services, Inc. v. Barbara Arnold	8:08cv00974	Carter		1.6
Reishigo USA, Inc. v. Soto et al	8:08cv01438	Carter		3.0
Endang Widjaja v. Yum! Brands Inc et al	8:09cv00502	Carter		1.5
VS Marketing and Medical Inc v. Peacock Communications ATSSC Inc et al	8:09cv00841	Carter		0.7
Modesto Vargas v. MCS Services Inc et al	8:08cv00238	Carter		1.9
Susan M Bailey v. Caris Diagnostics Inc	8:09cv01251	Carter		3.2

U S Bank National Association ND v. Elender Escrow Inc et al	8:09cv01203	Carter	1.2
EZL I Investments Inc et al v. Hartford Fire Insurance Company et al	8:13cv01115	Carter	2.6
C.W. Crosser Construction Inc v. Commercial Electric Inc et al	8:13cv01233	Carter	5.6
Kelly Ree v. PepsiCo, Inc.	8:14cv00328	Carter	0.1
Maschoff Brennan Laycock Gilmore Israelsen and Wright PLLC v. PilePro, LLC	8:15cv00915	Carter	4.6
Robert Moreno, Sr. v. Americas Insurance Company	8:15cv01271	Carter	2.3
Victory International Group, LLC v. Retail Network Direct, LLC	8:16cv00383	Carter	1.2
Kirkhill Aircraft Parts Company v. Aircraft Systems Divisions of Com-Jet Corp	8:16cv00811	Carter	3.2
Diversified Funding Group, LLC v Nell Hendon et al	8:16cv00823	Carter	5.4
Alexander Hilton v. Burberrys Wholesale, et al	8:00cv00094	Carter	1.4
Integrated Commerc v. Emphyrean Bioscience	8:00cv01112	Carter	3.6
Circuit Assembly v. Powercerv Tech, et al	8:01cv00190	Carter	1.6

Voluntary Dismissal

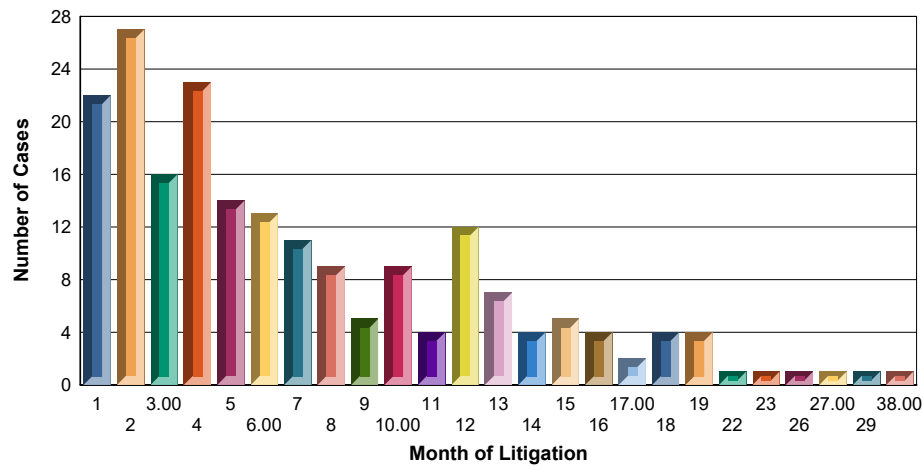
The number of cases, plaintiff win rate (if applicable) and average time to termination for outcomes are shown below for the each outcome.

	Total		
	Number of Cases	Plaintiff Win Rate (if applicable)	Time to Termination
Voluntary Dismissal	201		6.8

The distribution of these outcomes by month of litigation is shown below. Months with no outcomes are omitted from the chart.

Distribution of Outcomes by Month

For Voluntary Dismissal



Case Name	Case Number	Judge	Prevailing Party	Pendency
USA Wireless Technologies Co Ltd v. USA Wireless Solutions Inc et al	2:04cv04594	Carter		26.1
Rob Fried v. EPL II LLC et al	2:05cv02812	Carter		18.3
Universal Cycles Limited v. MGA Entertainment Inc. et al	2:09cv01160	Carter		18.0
Blues Clothing, Ltd. v. MGA Entertainment, Inc.	2:10cv03133	Carter		1.6
Everest Indemnity Insurance Company v. George V. Demarco et al	2:10cv03872	Carter		0.4
Interplay Ent Corp v. SCI (Scales Curve), et al	8:00cv01022	Carter		15.9
Oldgen Inc v. Princeton Graphic, et al	8:01cv00035	Carter		13.4
Robert Adams, et al v. Sakae Kirita, et al	8:01cv00205	Carter		16.5
TCI Direct Inc v. Member Works Inc, et al	8:01cv00401	Carter		12.0
Hason v. Ozkan, et al	8:01cv00487	Carter		5.3

Amplicon Inc v. Hughes and Luce	8:01cv00635	Carter	6.0
J William Cooley v. REGED.com Inc, et al	8:01cv00659	Carter	6.7
Phillip Joujon-Rouch v. NCO Financial Sys, et al	8:01cv00682	Carter	9.9
Alis Technologies v. Buy.Com Inc	8:01cv00695	Carter	5.0
Merrill Lynch Pierce v. David R. Conroy	8:01cv00720	Carter	9.2
Pacific Monarch v. New Brian Head LC, et al	8:01cv00848	Carter	3.8
American Surnex v. Spartan Corporation, et al	8:01cv00913	Carter	5.8
Pizzagalli Construct v. Conexant Systems Inc	8:01cv01007	Carter	4.6
Stephen Dickstein v. Propaganda Films Inc, et al	8:01cv01035	Carter	3.2
Royal & Sun Alliance v. The Bekins Company, et al	8:01cv01102	Carter	6.7
Star E Media v. Home Interactive, et al	8:01cv01121	Carter	1.0
Plaid Brothers v. Miller Johnson, et al	8:01cv01177	Carter	7.7
King Things Intl Inc v. Marzocchi Pompe, et al	8:02cv00103	Carter	3.2
Info Leasing Corp v. DAJ Enterprises Inc, et al	8:02cv00175	Carter	0.5
Allosource v. Interpore Ortho, et al	8:02cv00213	Carter	0.7
Fleet Business Credi v. Tawa Supermarket Inc, et al	8:02cv00221	Carter	1.4
Oakley Inc v. Zbra International, et al	8:02cv00373	Carter	0.1
John Scammacca v. Royal Maccabees Life, et al	8:99cv00182	Carter	7.1
Bioware Corp, et al v. Interplay Entertain, et al	8:01cv00874	Carter	22.4
Oakley Inc v. ZBRA Intl Mktg Inc, et al	8:02cv00349	Carter	13.6
Microsystems v. Evergreen Tech, et al	8:02cv00442	Carter	6.2
Leslie Cyester v. Berlex Laboratories, et al	8:02cv00633	Carter	5.4
Trio Engineering Co v. Reliable Ballast Inc	8:02cv00691	Carter	6.9
S Azizulla v. Equilon Enterprises, et al	8:02cv00728	Carter	9.1
Greene Holcomb v. Abbott Resource Grou	8:02cv00755	Carter	3.4
ASAT Limited v. Ojai Manufacturing, et al	8:02cv00938	Carter	5.0
Discount Stationers v. Ecommerce Industries, et al	8:02cv01114	Carter	2.6
Alliance Imaging Inc v. Health Matrix Corp	8:03cv00047	Carter	3.9

Cardiodynamics Intl v. Michael Allen Walker, et al	8:03cv00122	Carter	1.6
Tridair Repair & Mfg v. Evergreen Air Center, et al	8:03cv00166	Carter	1.0
Bank One NA v. First Financial Fund, et al	8:02cv01027	Carter	21.4
Pacific Blue Micro v. Aieta Cole Enter, et al	8:03cv01034	Carter	7.5
Post Confirmation v. Mitsubishi Cater	8:03cv01334	Carter	1.3
R.A.S. Builders Inc v. Center Martinez LP, et al	8:03cv01448	Carter	5.3
Joshua S Zuckert v. Datacom Custom Inc, et al	8:03cv01477	Carter	1.1
State Farm Gen Ins v. Chan Yan Loeung, et al	8:03cv01564	Carter	1.9
Filenet Corporation v. Quovadx Inc, et al	8:03cv01719	Carter	3.5
Sompo Japan Insurance Company of America, Inc. v. Kerm Transportation, Inc.	8:04cv00231	Carter	3.7
New Century Mortgage Corporation v. Mach 1 Air Services Inc et al	8:04cv00903	Carter	4.5
Genevieve Emery v. Right Management Consultants Inc et al	8:04cv01257	Carter	11.0
DR Rath Research Institute BV v. Advanced Biomedical Research et al	8:05cv00609	Carter	2.3
Hartford Fire Insurance Company v. Atek Construction, Inc et al	8:04cv01316	Carter	15.8
Burleigh Point Ltd v. Arenaplex Extreme et al	8:05cv00224	Carter	11.7
Kelly v. Drapers and Damons Inc et al	8:05cv00236	Carter	8.3
Gulf Insurance Co v. Green and Gold Freight Systems et al	8:05cv00295	Carter	13.1
Pistos Group Incorporated The v. Innovative Consulting and Marketing Inc et al	8:05cv00438	Carter	14.0
Affluent Target Marketing Inc v. Distinctive Living Publications et al	8:05cv00462	Carter	10.4
Apex Services and Associates Inc v. AXM Pharma Inc et al	8:05cv00520	Carter	4.8
1/OMagic v. Officemax North America et al	8:05cv00592	Carter	9.8
Knox Enterprises v. Bruce Rosenthal et al	8:05cv00846	Carter	8.0
Gloria Jeans Gourmet Coffee Corp v. Western Export Services Inc et al	8:05cv01110	Carter	3.5
HPSC Inc v. Armen A Shahbazian et al	8:05cv01161	Carter	4.4

Travelers Casualty and Surety Company v. Putzmeister	8:06cv00099	Carter	1.1
Guidant Sales Corporation v. Saint Joseph Health System et al	8:06cv00341	Carter	3.9
LA Fitness International LLC v. SegOne Inc	8:06cv00423	Carter	5.0
Kimberlyn Martin v. Shekinah Inc	8:05cv00608	Carter	17.8
Churchfield Trading Company v. Unilever United States et al	8:06cv00268	Carter	11.2
Amaral v. G A Braun et al	8:06cv00524	Carter	14.9
Paul Lim v Saab Cars USA Inc	8:06cv00931	Carter	6.8
Argent Mortgage Company LLC v. Deed Research Inc	8:06cv01080	Carter	9.9
Regents of The University of California v. Derrida et al	8:06cv01125	Carter	5.9
Terumo Cardiovascular Systems Corporation v. Spentech Incorporated	8:06cv01249	Carter	2.3
Performance Credit Corporation v. EMC Mortgage Corporation et al	8:07cv00383	Carter	28.8
Peterson v. Autointelligence et al	8:07cv00805	Carter	15.7
Kawasaki Motors Finance Corporation v. Moore Bros. of N.E. ARK., Inc. et al	8:08cv00250	Carter	14.2
Michelle Safarian v. Maserati North America Inc	8:08cv00355	Carter	9.3
Caregen Co LTD v. Genetic Institute of Anti Aging Inc	8:08cv00978	Carter	6.1
Estrella v. Disneyland et al	8:08cv01164	Carter	2.9
Gemtek Technology, CO., LTD., v. 3 DSP Corporation	8:08cv01192	Carter	1.7
The Hertz Corporation v. Kia Motors America, Inc.	8:08cv01446	Carter	1.5
Tornquist Machinery Company v. Star CNC Machine Tool Corp et al	8:09cv00092	Carter	1.4
Yosemite Software Solutions Inc v. Edgerton Corporation	8:09cv00125	Carter	1.7
KSCD v. AEG Infrarot-Module	8:06cv01136	Carter	12.2
MacDermid Colorspan v. Bulldog Products	8:06cv01146	Carter	11.3
Open Advantage M R I I I et al v. Siemens Medical Solutions USA et al	8:07cv00186	Carter	16.8
Mobile Line Communications v. Federal Express Corporation et al	8:07cv00266	Carter	10.2
Wayne Wallace v. Ford Motor Company et al	8:07cv00392	Carter	9.7

Juan Gutierrez v. DaimlerChrysler Motors Company LLC	8:07cv00790	Carter	4.0
Experian Information Solutions Inc v. Fair Isaac Corporation	8:07cv00800	Carter	3.0
Stec Inc v. Office Max North America et al	8:07cv00806	Carter	5.0
Commvault Systems Inc v. Chris White	8:07cv00961	Carter	1.8
Pacific Business Capital Corporation v. M.A. Mortenson Company et al	8:07cv01201	Carter	1.6
Collins/Bay Island Securities LLC v. Blakeney Management LTD et al	8:08cv00072	Carter	1.1
Quanta Indemnity Company v. Dencity, Inc et al	8:08cv00081	Carter	6.9
Simon Khalkhogian v. BMW of North America LLC	8:08cv00254	Carter	6.4
Cookie Lee, Inc v. Julia Moore et al	8:08cv00269	Carter	5.4
Siemens Financial Services Inc v. Open Advantage M.R.I. II, L.P. et al	8:08cv00351	Carter	3.3
Alloure Inc et al v. FA Cooperative Inc et al	8:08cv00614	Carter	3.3
John Mondragon et al v. Strikepoint Trading, LLC et al	8:08cv00922	Carter	0.2
DLJ Mortgage Capital Inc v. Sea Breeze Financial Services Inc et al	8:08cv00977	Carter	17.7
CWIE, LLC v. Bandwidth Consulting, Inc. et al	8:08cv01423	Carter	12.3
BONWRX, Inc. v. LIFE SCIENCE OUTSOURCING, Inc.	8:08cv01448	Carter	13.9
Financial Freedom Senior Funding Corporation v. Ameritime Mortgage Company LLC et al	8:09cv00246	Carter	18.1
Schaeffler Group USA Inc v. Dewind Inc	8:09cv00402	Carter	10.1
United Polychem Inc v. Pacific Ltd Corp et al	8:09cv00421	Carter	17.6
Richard Mendoza v. Mazda Motor Corporation	8:09cv00911	Carter	5.7
Mayra Magdaleno v. GMAC Mortgage LLC et al	8:09cv00922	Carter	4.0
Kleen Kraft Services Inc v. Cytec Engineered Materials Inc	8:09cv01230	Carter	7.9
Nipponkoa Insurance Company Ltd v. 4-Speed Delivery Service Inc	8:09cv01435	Carter	6.6

Inco Check Inc et al v. Brownstein Hyatt Farber and Schreck PC	8:10cv00275	Carter	0.6
Douglas County Individual Practice Association, Inc. et al v. Medical Capital Holdings, Inc. et al	8:10cv00549	Carter	2.7
Katrina A. Zinner et al v. Securities America et al	8:10cv00979	Carter	0.2
Pacific Business Capital Corporation v. Globex Brands Inc et al	8:09cv00866	Carter	18.8
Christopher R Erwin v. Financial Life Services LLC et al	8:09cv01463	Carter	10.2
Fedchex LLC v. The Huntington National Bank et al	8:09cv01510	Carter	9.7
Federal Deposit Insurance Corporation v. Quest FS Inc et al	8:10cv00710	Carter	11.9
Sunrise Development Inc et al v. The Hill Partnership Inc	8:11cv00119	Carter	3.1
The Assist Group Inc v. Fiera	8:11cv00271	Carter	1.2
Bam Inc v. The Coca Cola Company et al	8:11cv00637	Carter	3.0
Federal Deposit Insurance Corporation v. Freestand Financial Holding Corporatino et al	8:10cv00437	Carter	25.9
Federal Deposit Insurance Corporation v. Freestand Financial Holding Corporatino et al	8:10cv00437	Carter	0.3
Scott Novotny v. Panasonic Consumer Electronics Company et al	8:10cv01226	Carter	1.5
Mohammad Bahadori v. Global Client Solutions LLC et al	8:11cv00876	Carter	12.4
Richard B Holt v. Wolfgang Kormann et al	8:11cv01047	Carter	11.4
Vance Collins et al v. Cellco Partnership et al	8:11cv01241	Carter	4.5
Anh T Nguyen v. JP Morgan Chase Bank et al	8:11cv01908	Carter	4.9
Bausch and Lomb Incorporated v. Abbott Laboratories et al	8:12cv00789	Carter	1.0
Paxtonlane Investments Inc v. Encore Aerospace LLC	8:12cv01088	Carter	8.5
Taisa Foster v. Morningside Recovery LLC et al	8:12cv01337	Carter	1.5
Distribution Services Technologies Inc v. RMP Powertrain Solutions Inc	8:12cv01772	Carter	5.1

Jeffrey Young v. CitiMortgage, Inc et al	8:12cv01937	Carter	2.6
Federal Deposit Insurance Corporation v. CoreLogic Valuation Services LLC et al	8:11cv00704	Carter	37.9
Gateway Rehab and Wellness Center, Inc. v. Aetna Health of California, Inc., et al.	8:13cv00087	Carter	7.5
USA Wheel and Tire Outlet No 2 Inc v. United Parcel Service Inc et al	8:13cv00403	Carter	11.1
Lexington Insurance Company v. Air New Zealand Limited et al	8:13cv00710	Carter	12.4
Eleanor Bendall v. American Automotive Services Solutions et al	8:13cv00842	Carter	14.6
GBI Tile and Stone Inc v. Pental Granite and Marble Inc et al	8:13cv01544	Carter	1.4
Starrag USA Inc et al v. DGC Inc et al	8:14cv00273	Carter	2.8
RBS Royalty Motorsports, Inc. v. CV-Global, Inc. et al	8:14cv00435	Carter	1.6
United International Health Net, Inc. v. Kaiser Foundation Health Plan, Inc.	8:14cv01277	Carter	0.8
United International Health Net, Inc. v. Kaiser Foundation Health Plan, Inc.	8:14cv01278	Carter	0.8
Starrag Group Holding AG et al v. DGC Inc. et al	8:15cv00244	Carter	3.7
Seth Sultan v. Schiff Nutrition International, Inc.	8:15cv00315	Carter	0.5
Gus Frousiakis v. Frank J. Clausen et al.	8:15cv00580	Carter	1.5
Junction Ventures, Inc. v. Robert R. Risher et al	8:15cv00875	Carter	3.1
Collectors Universe, Inc. v. K3B, Inc	8:15cv01069	Carter	2.3
William Precht v. Kia Motors America, Inc.	8:14cv01148	Carter	12.4
Kenneth R. Hale v. Evidencia Display et al	8:15cv00538	Carter	7.0
Brer Affiliates LLC v. Locations LLC	8:15cv00642	Carter	14.2
Jane Doe v. HelloFlo Inc et al	8:15cv01882	Carter	1.5
Jane Doe v. PDF Filler, Inc.	8:15cv02005	Carter	1.8
Altamar Brands, LLC v Numero Ocho, Ltd	8:16cv00038	Carter	6.7
A. Carter v. Bank of America	8:16cv00270	Carter	3.4
ClosetAuctions.com Inc. v. Future Business Marketing, LLC	8:16cv00375	Carter	3.4

Kristyne Hanberg et al v. Tresta, Inc.	8:16cv00613	Carter	0.6
Michel C Brooks et al v. Ford Motor Company	8:16cv00703	Carter	2.3
Michael R. Crary et al v. Chemetall US, Inc.	8:16cv00762	Carter	1.3
Saddle Ranch Orange, LLC v. Orange City Mills Limited Partnership	8:16cv00920	Carter	0.8
Dewytree Co., Ltd. v. Rainbow Beauty Company et al	8:16cv01668	Carter	2.3
Z9, LLC v. Noodles and Company	8:16cv01692	Carter	1.4
James Barry Hawkins v. Biotronik, Inc.	8:16cv02021	Carter	0.3
Eric J Oklar v. Guarantee National, et al	8:00cv00074	Carter	4.0
Rockford Industries v. Southern Dental Cent, et al	8:00cv00165	Carter	2.3
Rockford Industries v. Amhealth Services, et al	8:00cv00168	Carter	0.4
Shaney Inc v. Themeware Corp, et al	8:00cv00294	Carter	0.8
Home 1-2-3 Corp v. Platinum Capital	8:00cv00300	Carter	1.3
Amplicon Inc v. Brentwood Music Inc	8:00cv00357	Carter	3.0
Xerox Corporation v. Orange Ink Inc	8:00cv00358	Carter	0.7
Howard G Buswell Jr v. Mac Tools Inc	8:00cv00560	Carter	2.6
Collectors Universe, et al v. The Metron Group Inc, et al	8:00cv00626	Carter	0.5
W Hollywood Athletic, et al v. Healthtech Intl Inc, et al	8:99cv00023	Carter	15.1
Cindy L Robbins v. Wilcoxon Montgomery, et al	8:99cv00480	Carter	12.4
Rockford Industries v. Gerald R Garwood	8:99cv00645	Carter	12.4
Douglas Winnie v. Northern Telecom Inc, et al	8:99cv00817	Carter	11.4
Willard P Harris, et al v. Desa Int'l Inc, et al	8:99cv00846	Carter	11.7
Larry Dorn v. The Boeing Company, et al	8:99cv01109	Carter	7.4
Midland National v. Federation Of Fin	8:99cv01299	Carter	2.8
The Jag Group v. Nutritional Therapeu, et al	8:99cv01400	Carter	3.4
Rockford Industries v. The Shore Group, et al	8:99cv01450	Carter	8.8
Cubic Co LTD v. Hydro Grafix Inc, et al	8:99cv01464	Carter	5.5
Wynn O'Neill v. Jamestown Metal, et al	8:99cv01502	Carter	4.9

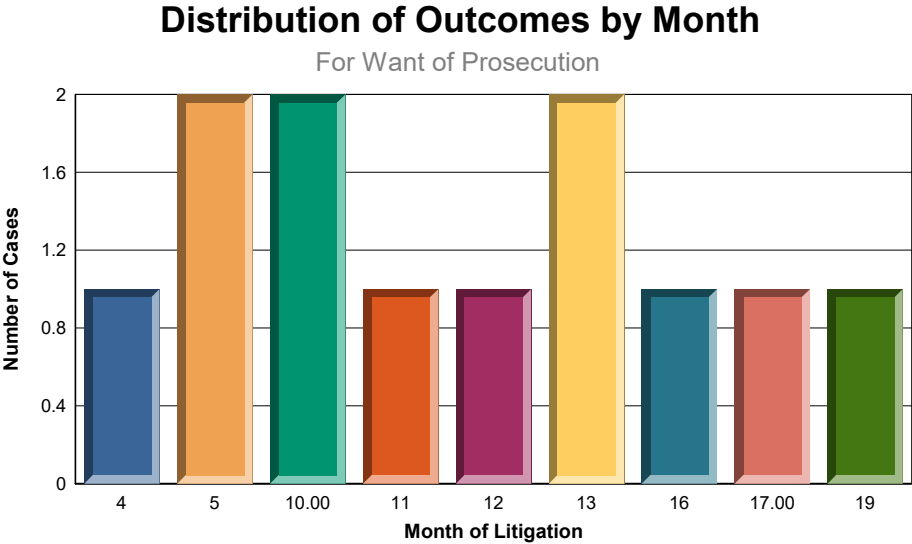
Prudential Real Est v. Volunteer Realty Co	8:99cv01590	Carter	4.2
Premier Laser System v. Henry Schein Inc, et al	8:00cv00149	Carter	18.9
First Financial Res v. Bisys Ins Services, et al	8:00cv00230	Carter	11.4
Tom A Townsend v. Internatl Fibercom, et al	8:00cv00409	Carter	5.2
Federal Express Corp v. Lassen Company, et al	8:00cv00441	Carter	7.6
EIS Inc v. Isola Laminate Sys, et al	8:00cv00630	Carter	3.3
Lancer Corporation v. Joneca Corporation, et al	8:00cv00683	Carter	11.7
Prudential Real v. Ruffer-Arms Real, et al	8:00cv00693	Carter	5.6
Epicor Software v. Optima Inc, et al	8:00cv00914	Carter	7.6
Liberty Livewire v. Infinium Software, et al	8:00cv00971	Carter	3.9
Newcourt Commun v. Contract Carpet Corp, et al	8:00cv00972	Carter	9.8
J Paul Reddam, et al v. GMAC Mortgage Corp, et al	8:00cv01012	Carter	4.8
Tim Schwer v. United Parcel Serv, et al	8:00cv01045	Carter	2.7
ShawnCoulson v. Timothy A Shimko, et al	8:00cv01137	Carter	3.7
Primetec Intl Inc v. Telnet LLC	8:00cv01191	Carter	8.2
Magnifoam Tech Inc v. Kambiz M Avval, et al	8:00cv01199	Carter	0.4
TMEX-USA Inc v. Intertel Inc, et al	8:01cv00109	Carter	6.4
Spectra Equipment v. Solarcom Holdings, et al	8:01cv00180	Carter	1.6
DaimlerChrysler v. ACP Motors LLC	8:01cv00412	Carter	3.4
Mark Abrams v. The CBORD Group Inc, et al	8:01cv00544	Carter	0.3

Want of Prosecution

The number of cases, plaintiff win rate (if applicable) and average time to termination for outcomes are shown below for the each outcome.

	Total		
	Number of Cases	Plaintiff Win Rate (if applicable)	Time to Termination
Want of Prosecution	12		10.7

The distribution of these outcomes by month of litigation is shown below. Months with no outcomes are omitted from the chart.



<u>Case Name</u>	<u>Case Number</u>	<u>Judge</u>	<u>Prevailing Party</u>	<u>Pendency</u>
Rockford Industries v. Nii Saban Quao PC, et al	8:01cv00098	Carter		15.8
Robinson Pharma Inc v. Michael Spurlock, et al	8:02cv00356	Carter		18.5
Federal Express Corp v. University Medical	8:02cv01121	Carter		16.7
Certain Underwriters at Lloyds v. Whitla Trucking Inc et al	8:04cv00314	Carter		11.1
Paul Voss GmbH & Co.KG v. Accurate Awnings Corp	8:04cv00631	Carter		9.2
Merchant Transaction Systems Inc v. Robert E Lane et al	8:08cv01058	Carter		12.1
Winston's Jewelers Inc v. Federal Express Corporation	8:08cv01392	Carter		9.5
Manhattan Banker Corporation v. Paradigm Oil Inc et al	8:05cv00308	Carter		12.2
Ray Gebauer v. Mannatech Inc et al	8:11cv01255	Carter		4.2

Mas Beverages Inc v. Cabo Brands Inc et al	8:12cv00187	Carter	3.5
Miyauchi Corporation v. Yoshiko K Oswald et al	8:12cv00594	Carter	10.1
Robert "Butch" Vallee v. Pangea Fossils, LTD, et al	8:14cv01034	Carter	4.9