



**LegalMetric USITC Report - ALJ Shaw
337 Proceedings
Patent Cases**

February 2007 - April 2017

This report contains confidential and proprietary information of LegalMetric, Inc. Use of this information by anyone other than the purchaser or, if the purchaser is a law firm, the purchaser's client, or disclosure of this information to persons other than the purchaser or, if the purchaser is a law firm, the purchaser's client, without the consent of LegalMetric, Inc. is prohibited.

The information contained in this report is obtained from the official docket records of the federal courts. No attempt has been made to correct that data. For example, cases may be misclassified in the official docket records. In addition, cases are classified only by the primary cause of action. Cases having multiple causes of action are analyzed only under the primary cause of action identified on the official court docket.

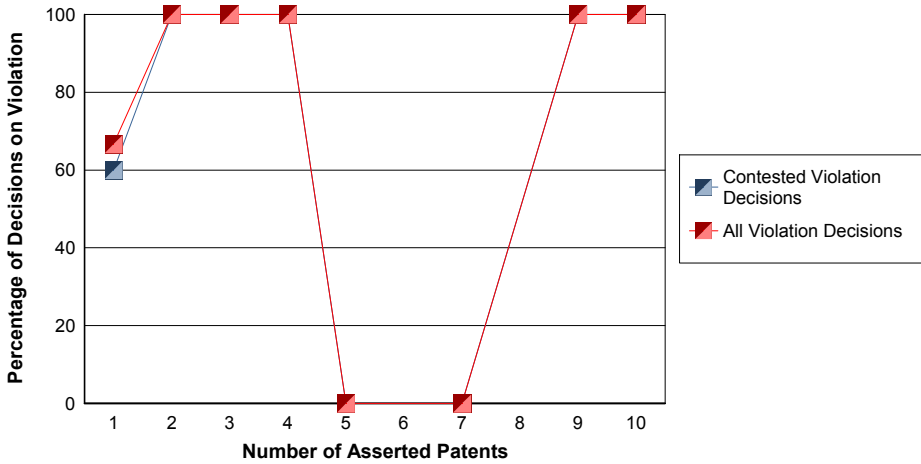
LegalMetric, Inc. is not a law firm, does not provide legal advice, and is not engaged in the practice of law. No attorney-client relationship exists between LegalMetric, Inc. and any user of its products. LegalMetric provides statistical and analytical information to anyone who desires to purchase that information. Any purchaser of LegalMetric products who wants legal advice should hire an attorney.

Overview

This report covers Section 337 patent investigations before Administrative Law Judge (ALJ) Shaw in the U.S. International Trade Commission from February 2007 to April 2017. All patent investigations over this period are included.

Violation Probability

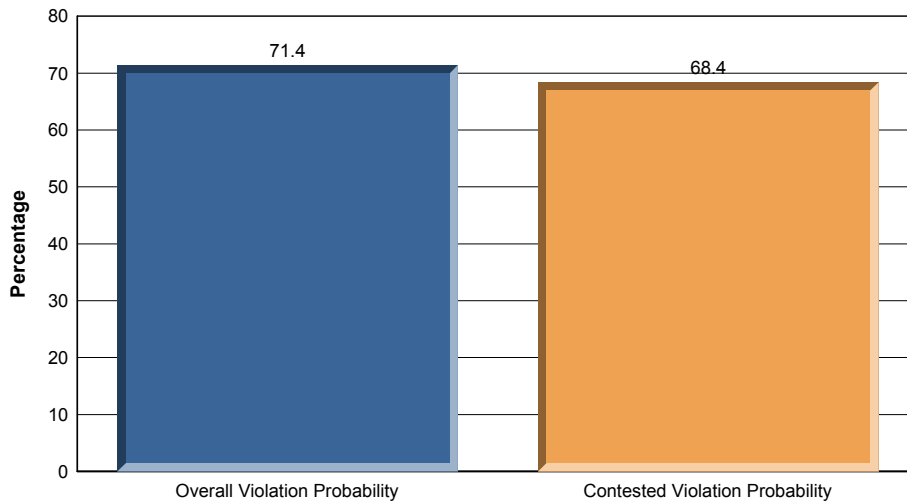
by Number of Patents Asserted



Probability of Violation: For the entire period, the probability of ALJ Shaw finding a violation in general (includes consent judgments and defaults) was 71.4%. This includes all investigations in which a violation of at least one asserted patent was found. In addition, the probability of a contested violation (does NOT include consent and default judgments) for ALJ Shaw for the period was 68.4%. Variation by number of asserted patents is shown in the chart to the left.

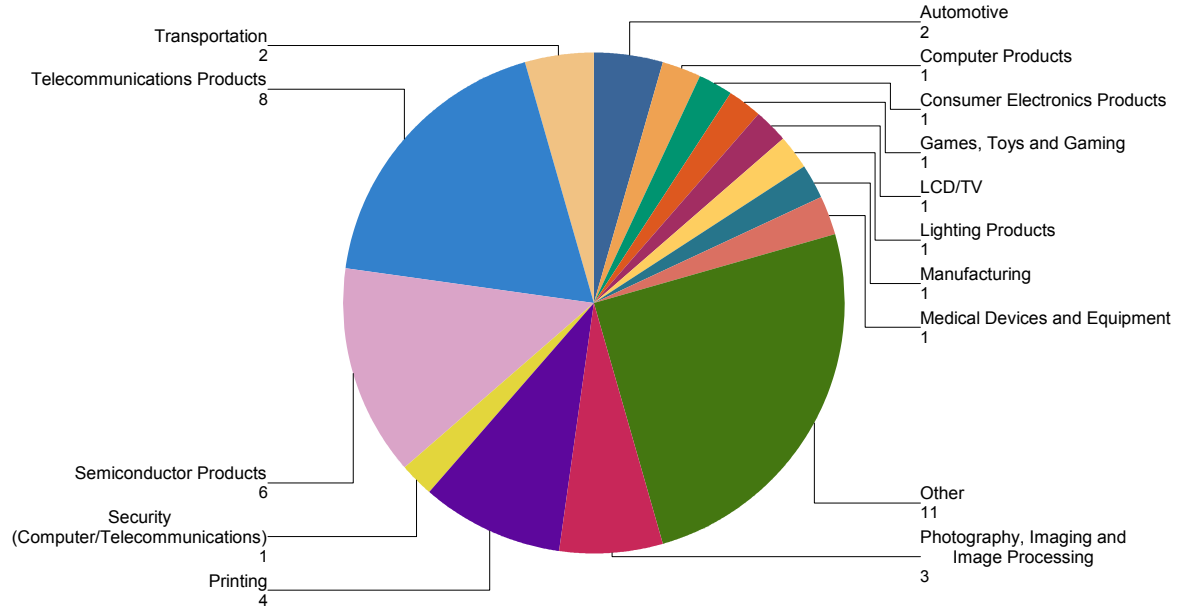
Total				
	Overall Violation Probability	Number of Violation Decisions	Contested Violation Probability	Number of Contested Violation Decisions
Total	71.4	21	68.4	19

Overall and Contested Violation Probability



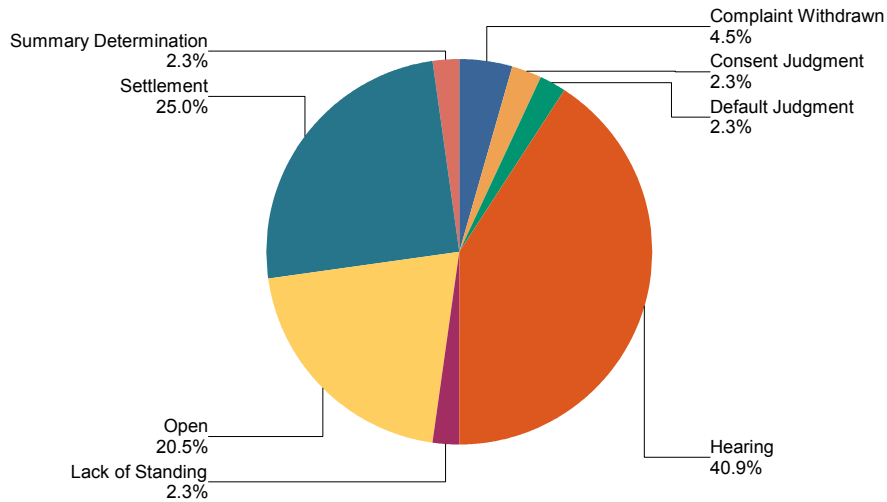
Breakdown by Technology: The investigations of ALJ Shaw cover a wide variety of technologies.

Number of Investigations by Technology



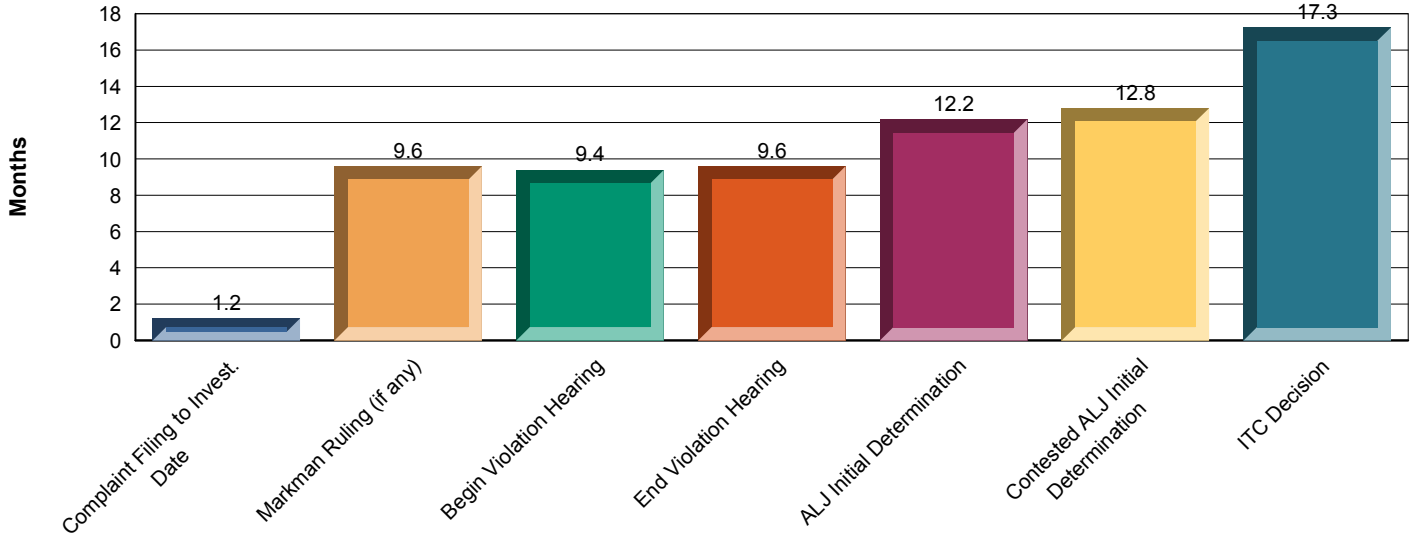
Breakdown by Investigation Outcome: The outcomes in these investigations by outcome type are shown in the chart below.

Number of Investigation Outcomes by Type



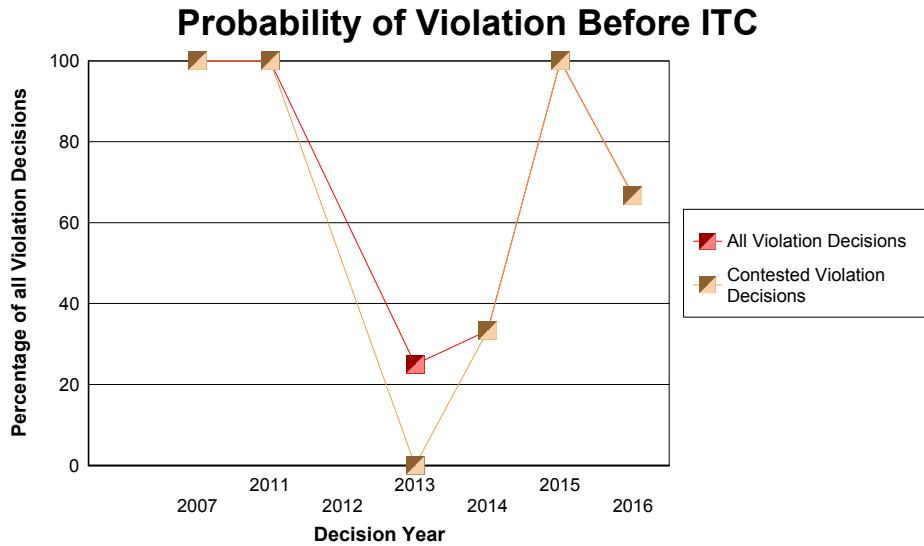
Average Times: The time from complaint filing to the investigation date in these cases is short (1.2 months). Everything thereafter is measured with respect to the investigation date. The time from investigation date to Markman ruling (if any) is 9.6 months on average; the time to the beginning of the violation hearing (if any) is 9.4 months; the time to the end of the violation hearing is 9.6 months; the time to ALJ Initial Determination is 12.2 months; the time to contested ALJ Initial Determination is 12.8 months, and the time from investigation date to ITC final decision is 17.3 months.

Times From Investigation Date



Probability of Violation

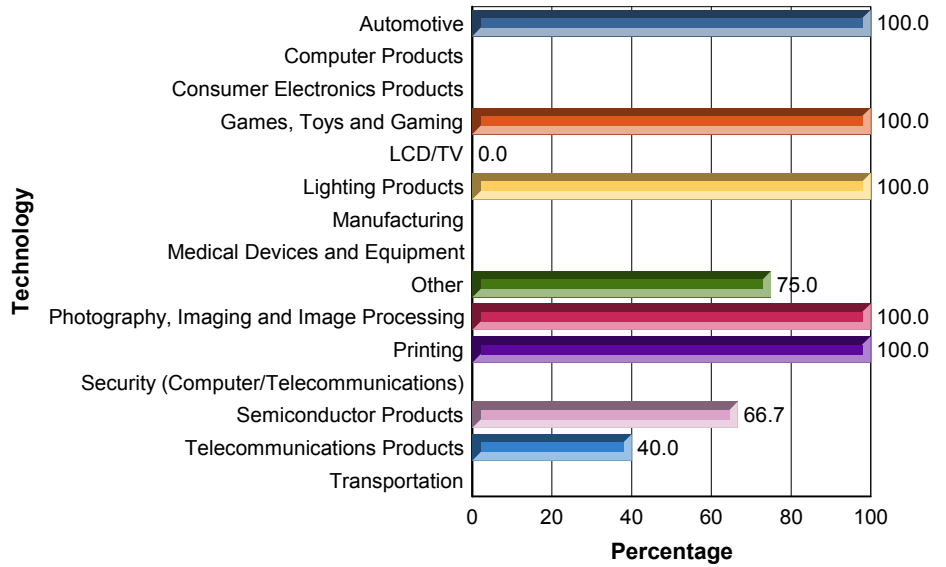
The probability of the ITC finding a violation in one of ALJ Shaw's cases based upon at least one asserted patent is 64.7%. The probability of a contested violation (which excludes consent and default judgments) before the ITC is 60.0%. Variation from year to year is shown in the chart below. Note that these percentages do not include investigations in which there is no decision on violation (such as settlements and withdrawn complaints).



	All Violation Probability	# of Violation Decisions	Contested Violation Probability	# of Contested Violation Decisions
Total	64.7	17	60.0	15
2007	100.0	1	100.0	1
2011	100.0	1	100.0	1
2013	25.0	4	0.0	3
2014	33.3	3	33.3	3
2015	100.0	5	100.0	4
2016	66.7	3	66.7	3

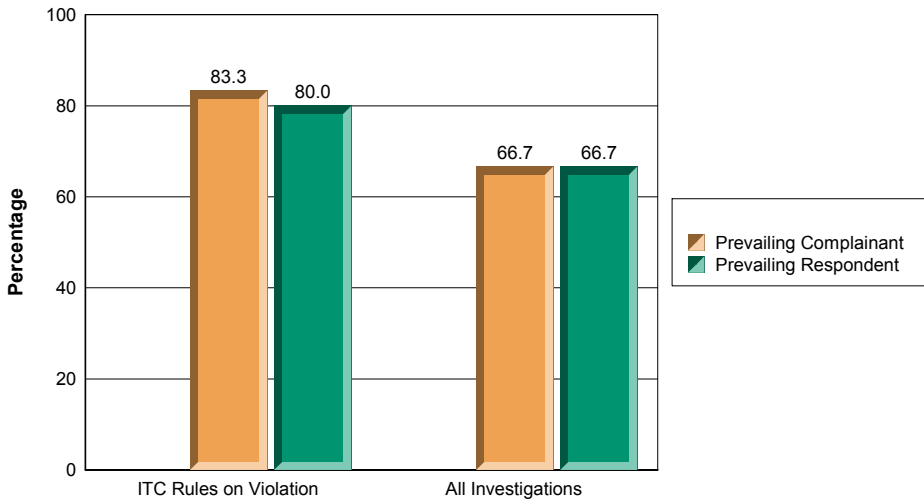
ALJ Probability of Violation, by Technology: The variation in the ALJ probability of a finding of a contested violation by technology is shown in the chart to the right. The table below shows that probability as well as the probability of both contested and uncontested violations by technology using a longer list of technologies.

Probability of Violation by Technology



	Contested	All
Total	68.4	71.4
Automotive	100.0	100.0
Dental	100.0	100.0
Games, Toys and Gaming	100.0	100.0
Home Appliances	100.0	100.0
Industrial Mechanical Products	100.0	100.0
Lighting Products	100.0	100.0
Photography, Imaging and Image Proce	100.0	100.0
Printing	100.0	100.0
Semiconductor Products	66.7	66.7
Telecommunications Products	40.0	40.0

ITC Agreement with ALJ

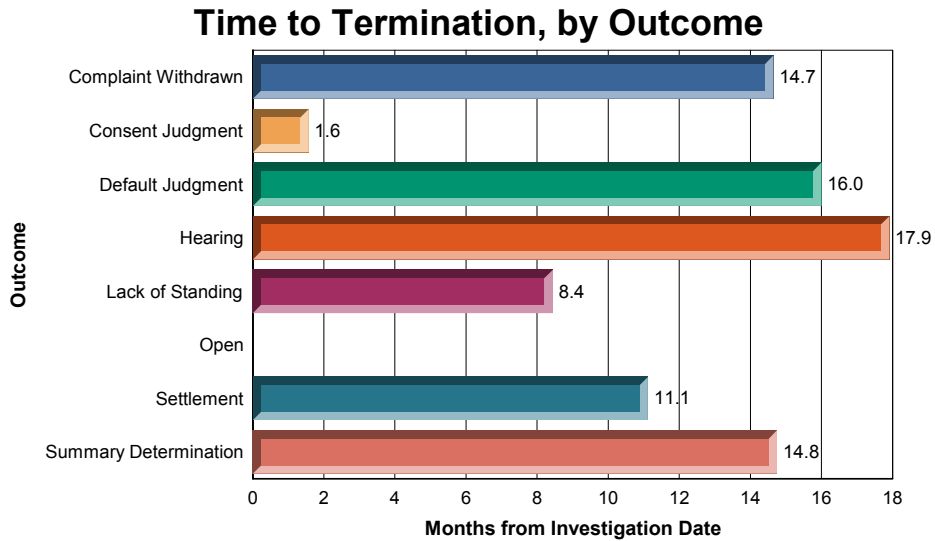


ALJ Determinations Before the Commission: In those cases where the ALJ finds a violation and the ITC rules on the existence of a violation, the agreement between the ITC and ALJ Shaw is shown in the chart to the left for both rulings in favor of the complainant (violation) or in favor of the respondent (no violation). The ITC sometimes, however, enters no decision on the existence of a violation. Taking those investigations into account, the percentage of agreement where the ALJ typically falls slightly. See chart to the left and table below.

		ITC Rules on Violation	All Investigations
Total		82.4	66.7
Complainant	Shaw	83.3	66.7
Respondent	Shaw	80.0	66.7

Time to Termination of Investigation by Outcome Type

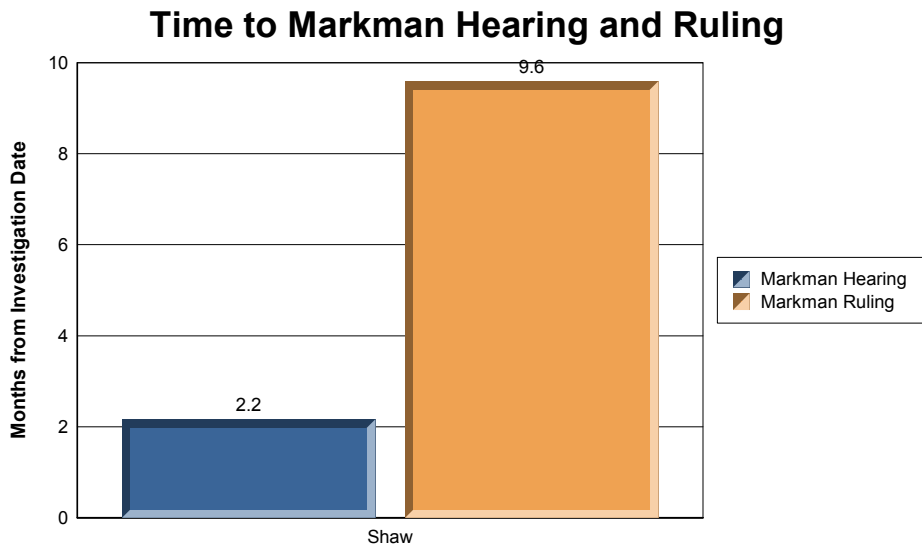
The average times from investigation date to termination of the investigation where ALJ Shaw presides is shown in the chart below for the various outcome types, followed by a table showing both average and median time to termination.



	Average	Median
Total	14.0	15.0
Complaint Withdrawn	14.7	8.8
Consent Judgment	1.6	1.6
Default Judgment	16.0	16.0
Hearing	17.9	17.5
Lack of Standing	8.4	8.4
Open		
Settlement	11.1	11.9
Summary Determination	14.8	14.8

Time from Investigation Date to Markman Hearing and Markman Ruling

The times from investigation date to Markman hearing and Markman ruling are shown in the chart below for ALJ Shaw.



	Markman Hearing	Markman Ruling
All	2.2	9.6
Shaw	2.2	9.6

Time from Investigation Date to Violation Hearing

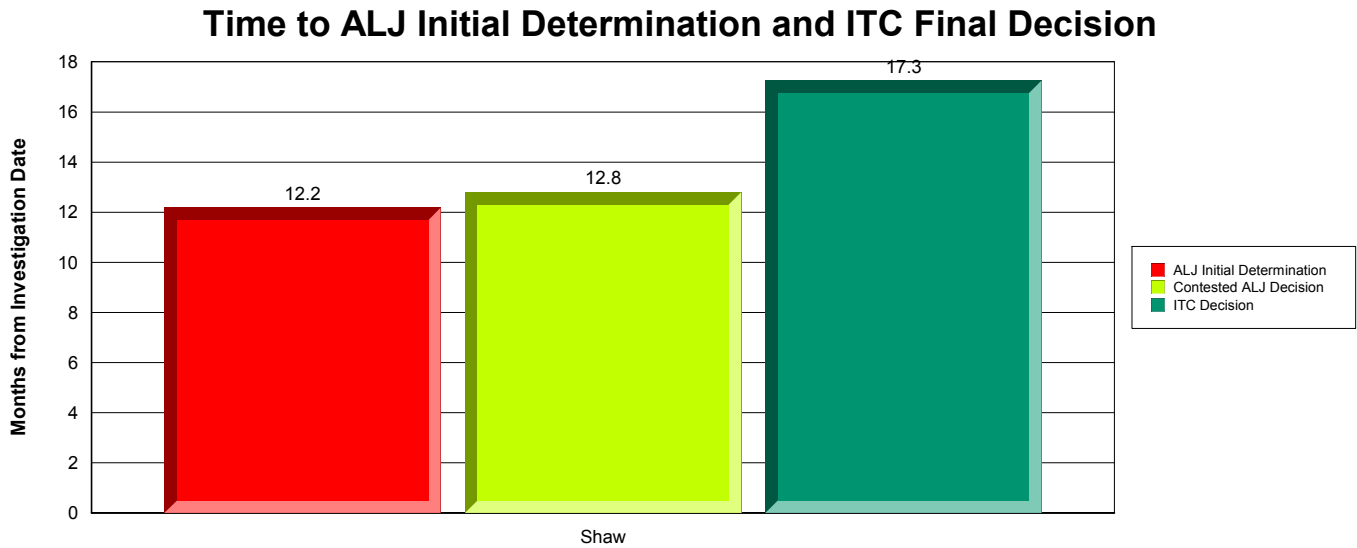
The times from investigation date to the start and finish of violation hearings hearing are shown in the chart below for ALJ Shaw for those investigations in which a hearing was held. Note that an ALJ Initial Determination on violation may be issued without a hearing (consent and default judgments, and summary determinations).



	Begin Violation Hearing	End Violation Hearing
Shaw	9.4	9.6

Time from Investigation Date to ALJ Initial Determination and ITC Final Decision

The times from investigation date to initial determination by ALJ Shaw, to contested initial determination by the ALJ, and to the ITC final decision are shown in the chart below for each ALJ.



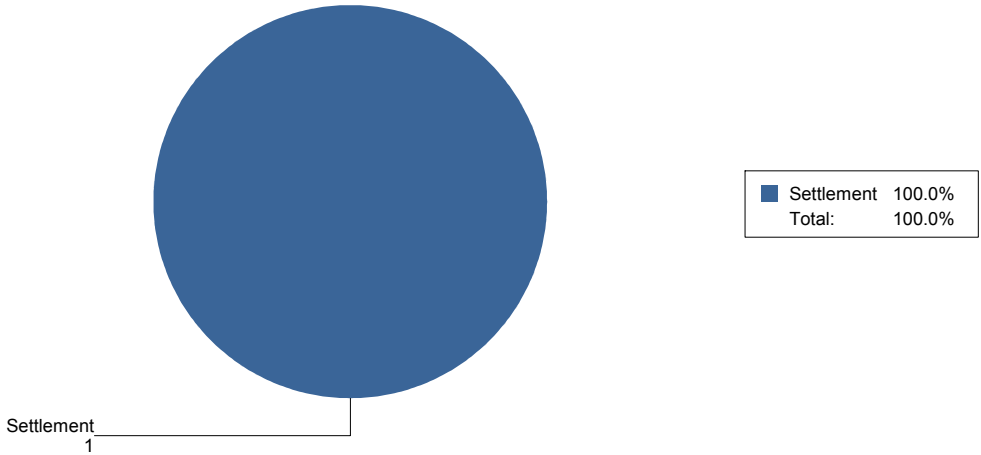
	Months to Initial Determination	Months to Contested	Months to Final Decision
Shaw	12.2	12.8	17.3

Breakouts by ALJ and Technology: The following sections provide detailed information by technology for the various investigations covered by this report.

ALJ Shaw

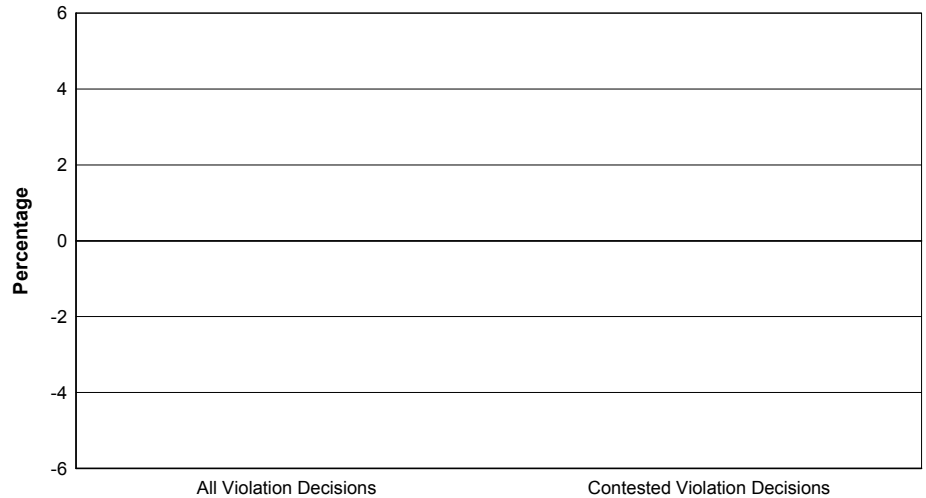
Investigation Outcomes

The outcomes for patents by ALJ Shaw by outcome type are shown in the chart to the left.



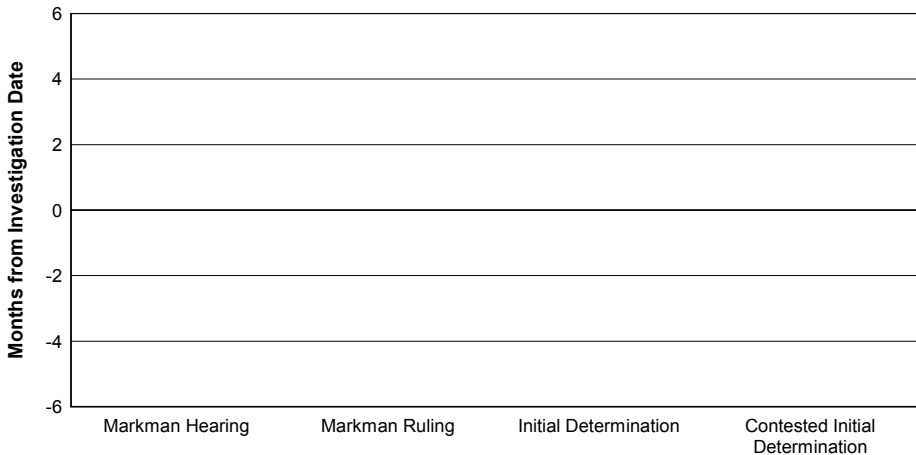
The probability (if any) of an initial determination finding a violation (includes consent and default judgments) for patents by ALJ Shaw and the probability of a contested violation are shown in the chart to the right.

Probability of Violation




Time to Markman Hearing, Markman Ruling and Initial Determinations

The times from the investigation date to the Markman hearing (if any), Markman ruling, all initial determinations and contested initial determination for patents by ALJ Shaw are shown in the chart to the left.



The times from the investigation date to the beginning and end of violation hearing (if any) for patents by ALJ Shaw are shown in the chart to the right. Note that these figures include violation hearings even where no initial determination is entered.



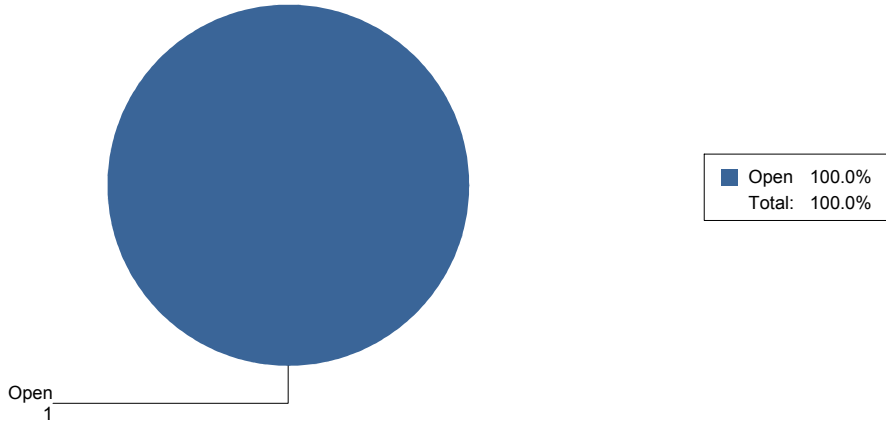
The supporting data is shown below for these patents.

<u>Investigation No.</u>	<u>Investigation Name</u>	<u>Filing Date</u>	<u>Time to ID</u>	<u>Time to ITC Decision</u>	<u>ALJ Outcome Type</u>	<u>ITC Outcome Type</u>	<u>Prevailing Party</u>
337-931	Formatted Magnetic Data Storage Tapes and Cartridges Containing Same	8/22/2014			Settlement	Settlement	

Investigation Outcomes

For Apparel/Garments

The outcomes for Apparel/Garments patents by ALJ Shaw by outcome type are shown in the chart to the left.



The probability (if any) of an initial determination finding a violation (includes consent and default judgments) for Apparel/Garments patents by ALJ Shaw and the probability of a contested violation are shown in the chart to the right.

Probability of Violation

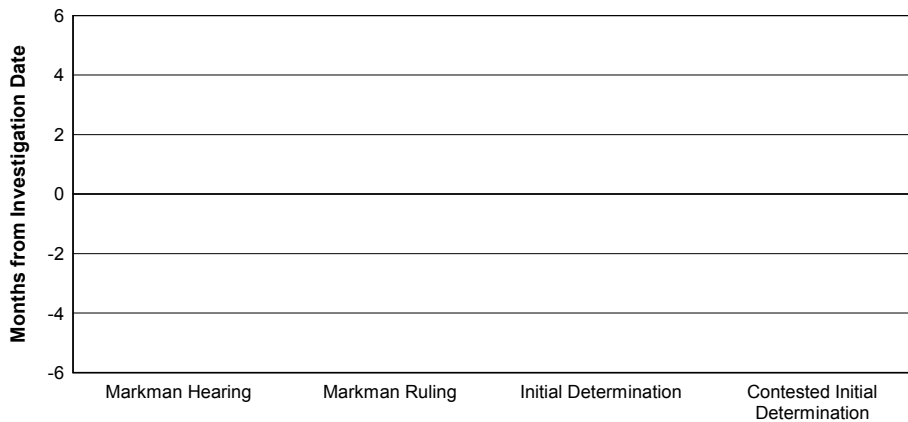
For Apparel/Garments




Time to Markman Hearing, Markman Ruling and Initial Determinations

For Apparel/Garments

The times from the investigation date to the Markman hearing (if any), Markman ruling, all initial determinations and contested initial determination for Apparel/Garments patents by ALJ Shaw are shown in the chart to the left.



The times from the investigation date to the beginning and end of violation hearing (if any) for Apparel/Garments patents by ALJ Shaw are shown in the chart to the right. Note that these figures include violation hearings even where no initial determination is entered.

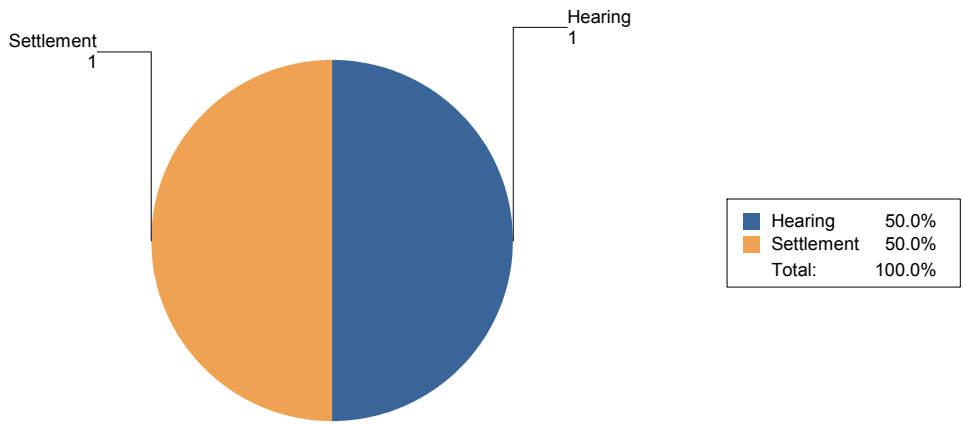


The supporting data is shown below for these patents.

<u>Investigation No.</u>	<u>Investigation Name</u>	<u>Filing Date</u>	<u>Time to ID</u>	<u>Time to ITC Decision</u>	<u>ALJ Outcome Type</u>	<u>ITC Outcome Type</u>	<u>Prevailing Party</u>
337-988	Pumping Bras	2/5/2016			Open	Open	

Investigation Outcomes

For Automotive

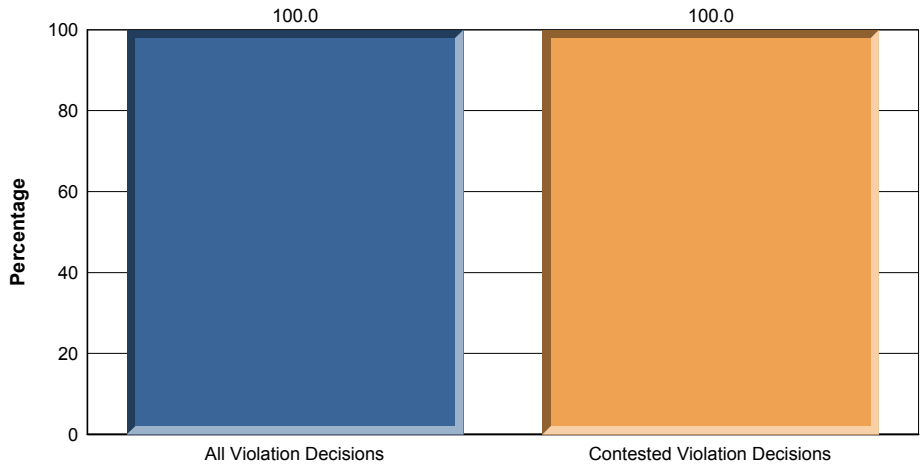


The outcomes for Automotive patents by ALJ Shaw by outcome type are shown in the chart to the left.

The probability (if any) of an initial determination finding a violation (includes consent and default judgments) for Automotive patents by ALJ Shaw and the probability of a contested violation are shown in the chart to the right.

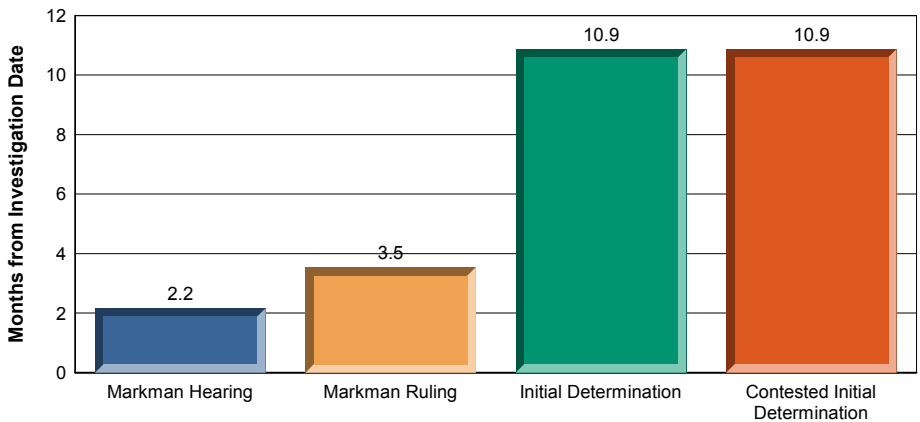
Probability of Violation

For Automotive



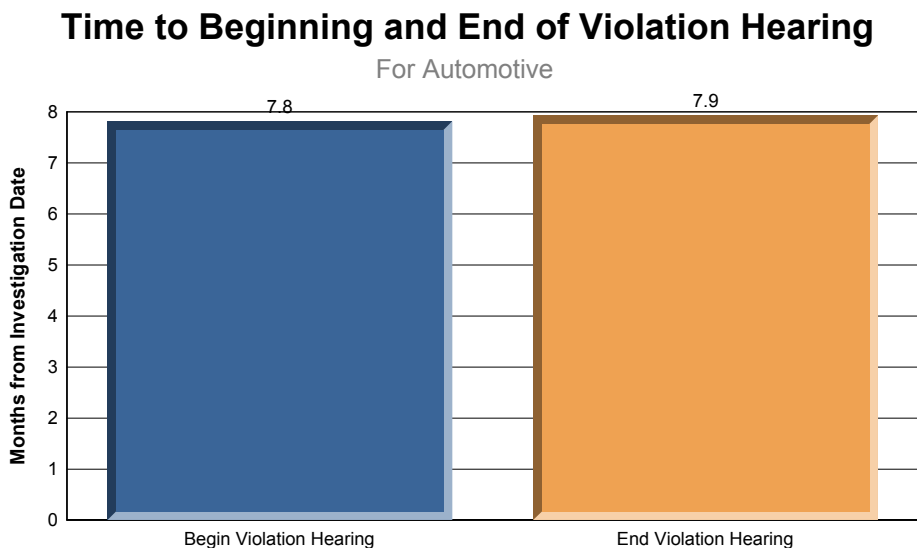
Time to Markman Hearing, Markman Ruling and Initial Determinations

For Automotive



The times from the investigation date to the Markman hearing (if any), Markman ruling, all initial determinations and contested initial determination for Automotive patents by ALJ Shaw are shown in the chart to the left.

The times from the investigation date to the beginning and end of violation hearing (if any) for Automotive patents by ALJ Shaw are shown in the chart to the right. Note that these figures include violation hearings even where no initial determination is entered.



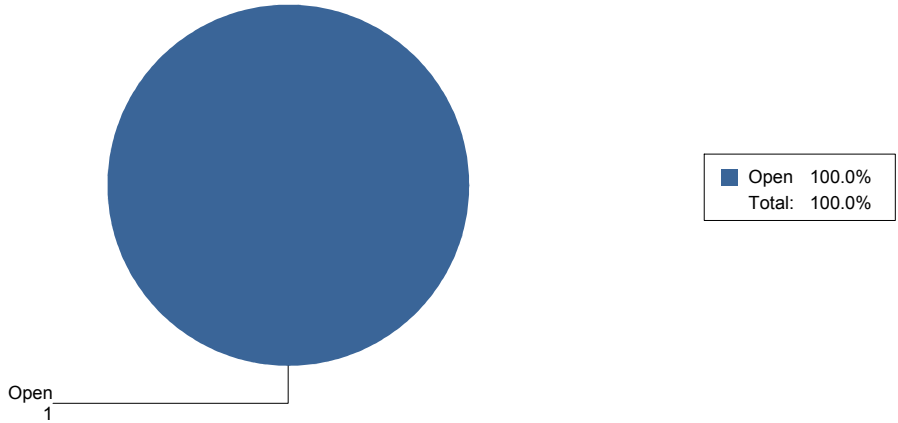
The supporting data is shown below for these patents.

<u>Investigation No.</u>	<u>Investigation Name</u>	<u>Filing Date</u>	<u>Time to ID</u>	<u>Time to ITC Decision</u>	<u>ALJ Outcome Type</u>	<u>ITC Outcome Type</u>	<u>Prevailing Party</u>
337-964	Windscreen Wipers and Components Thereof	7/20/2015			Settlement	Settlement	
337-881	Windshield Wiper Devices and Components Thereof	5/9/2013	10.9	15.0	Hearing	Settlement	Complainant

Investigation Outcomes

For Computer Equipment; Financial; ATM Machines

The outcomes for Computer Equipment; Financial; ATM Machines patents by ALJ Shaw by outcome type are shown in the chart to the left.



The probability (if any) of an initial determination finding a violation (includes consent and default judgments) for Computer Equipment; Financial; ATM Machines patents by ALJ Shaw and the probability of a contested violation are shown in the chart to the right.

Probability of Violation


For Computer Equipment; Financial; ATM Machines




Time to Markman Hearing, Markman Ruling and Initial Determinations

For Computer Equipment; Financial; ATM Machines

The times from the investigation date to the Markman hearing (if any), Markman ruling, all initial determinations and contested initial determination for Computer Equipment; Financial; ATM Machines patents by ALJ Shaw are shown in the chart to the left.



The times from the investigation date to the beginning and end of violation hearing (if any) for Computer Equipment; Financial; ATM Machines patents by ALJ Shaw are shown in the chart to the right. Note that these figures include violation hearings even where no initial determination is entered.



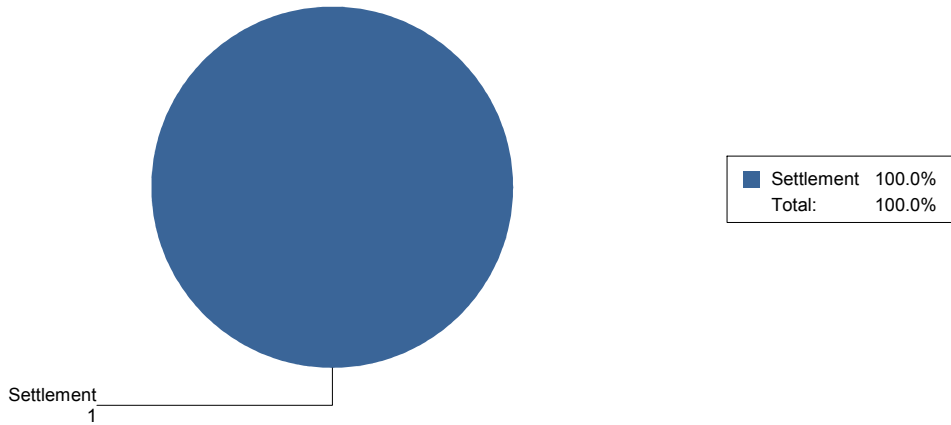
The supporting data is shown below for these patents.

<u>Investigation No.</u>	<u>Investigation Name</u>	<u>Filing Date</u>	<u>Time to ID</u>	<u>Time to ITC Decision</u>	<u>ALJ Outcome Type</u>	<u>ITC Outcome Type</u>	<u>Prevailing Party</u>
337-989	Automated Teller Machines, ATM Modules, Components Thereof, and Products Containing the Same	2/9/2016			Open	Open	

Investigation Outcomes

For Computer Products

The outcomes for Computer Products patents by ALJ Shaw by outcome type are shown in the chart to the left.



The probability (if any) of an initial determination finding a violation (includes consent and default judgments) for Computer Products patents by ALJ Shaw and the probability of a contested violation are shown in the chart to the right.

Probability of Violation

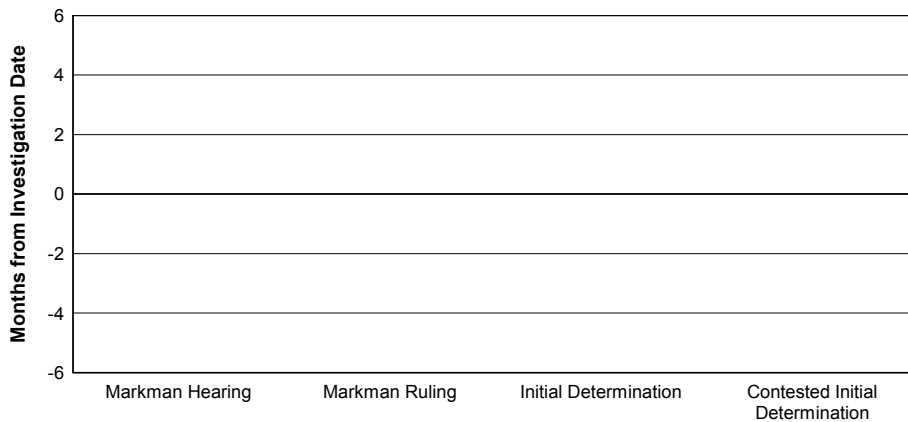
For Computer Products



Time to Markman Hearing, Markman Ruling and Initial Determinations

For Computer Products

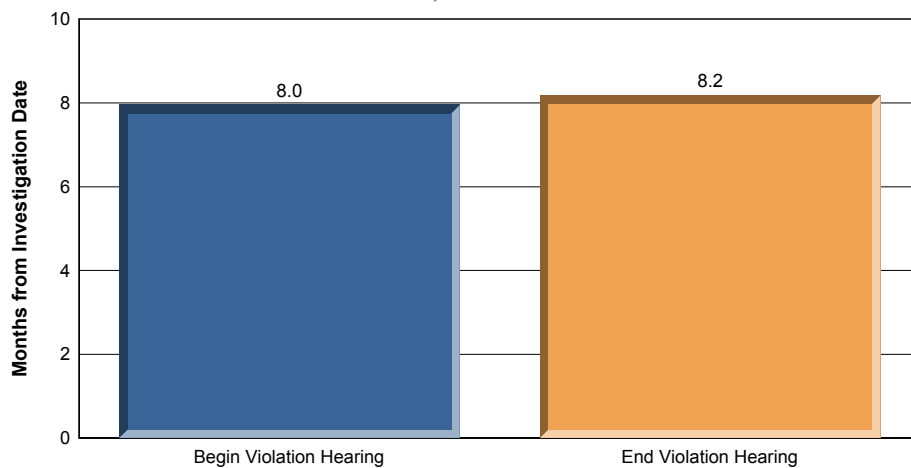
The times from the investigation date to the Markman hearing (if any), Markman ruling, all initial determinations and contested initial determination for Computer Products patents by ALJ Shaw are shown in the chart to the left.



The times from the investigation date to the beginning and end of violation hearing (if any) for Computer Products patents by ALJ Shaw are shown in the chart to the right. Note that these figures include violation hearings even where no initial determination is entered.

Time to Beginning and End of Violation Hearing

For Computer Products



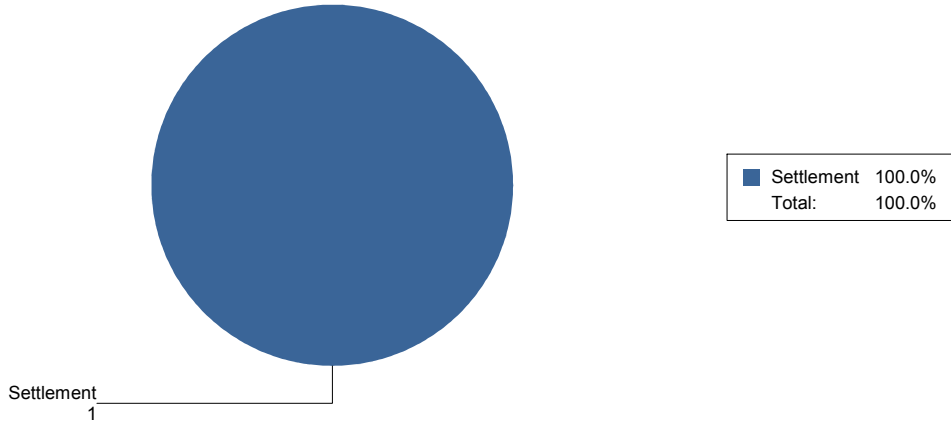
The supporting data is shown below for these patents.

<u>Investigation No.</u>	<u>Investigation Name</u>	<u>Filing Date</u>	<u>Time to ID</u>	<u>Time to ITC Decision</u>	<u>ALJ Outcome Type</u>	<u>ITC Outcome Type</u>	<u>Prevailing Party</u>
337-952	Electronic Devices, Including Wireless Communication Devices, Computers, Tablet Computers, Digital Media Players, and Cameras	2/26/2015			Settlement	Settlement	

Investigation Outcomes

For Consumer Electronics Products

The outcomes for Consumer Electronics Products patents by ALJ Shaw by outcome type are shown in the chart to the left.



The probability (if any) of an initial determination finding a violation (includes consent and default judgments) for Consumer Electronics Products patents by ALJ Shaw and the probability of a contested violation are shown in the chart to the right.

Probability of Violation


For Consumer Electronics Products



Time to Markman Hearing, Markman Ruling and Initial Determinations

For Consumer Electronics Products


The times from the investigation date to the Markman hearing (if any), Markman ruling, all initial determinations and contested initial determination for Consumer Electronics Products patents by ALJ Shaw are shown in the chart to the left.



The times from the investigation date to the beginning and end of violation hearing (if any) for Consumer Electronics Products patents by ALJ Shaw are shown in the chart to the right. Note that these figures include violation hearings even where no initial determination is entered.

Time to Beginning and End of Violation Hearing

For Consumer Electronics Products



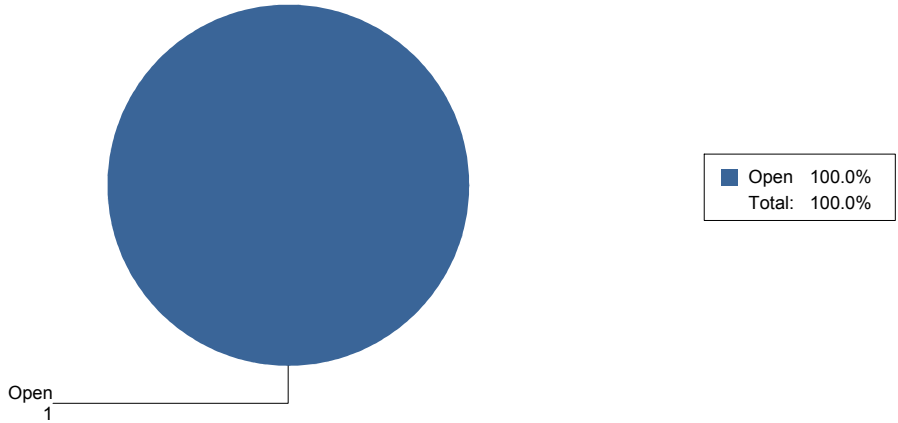
The supporting data is shown below for these patents.

<u>Investigation No.</u>	<u>Investigation Name</u>	<u>Filing Date</u>	<u>Time to ID</u>	<u>Time to ITC Decision</u>	<u>ALJ Outcome Type</u>	<u>ITC Outcome Type</u>	<u>Prevailing Party</u>
337-927	Noise Cancelling Headphones and Components Thereof	7/25/2014			Settlement	Settlement	

Investigation Outcomes

For Data Storage

The outcomes for Data Storage patents by ALJ Shaw by outcome type are shown in the chart to the left.



The probability (if any) of an initial determination finding a violation (includes consent and default judgments) for Data Storage patents by ALJ Shaw and the probability of a contested violation are shown in the chart to the right.

Probability of Violation

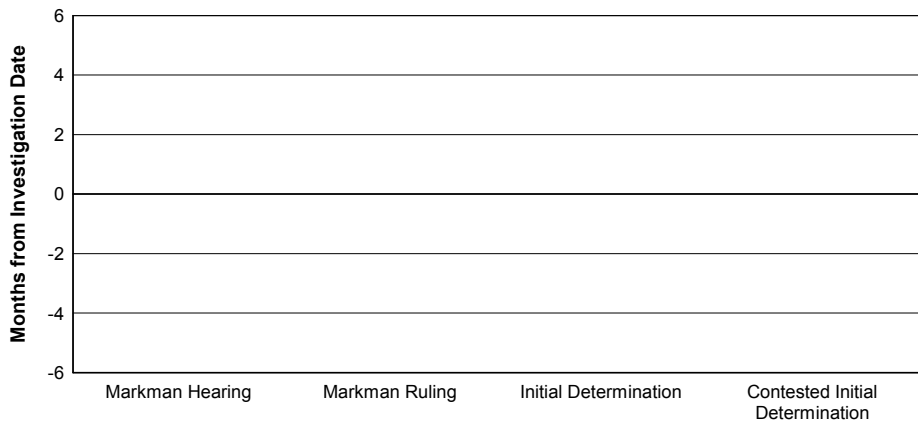
For Data Storage



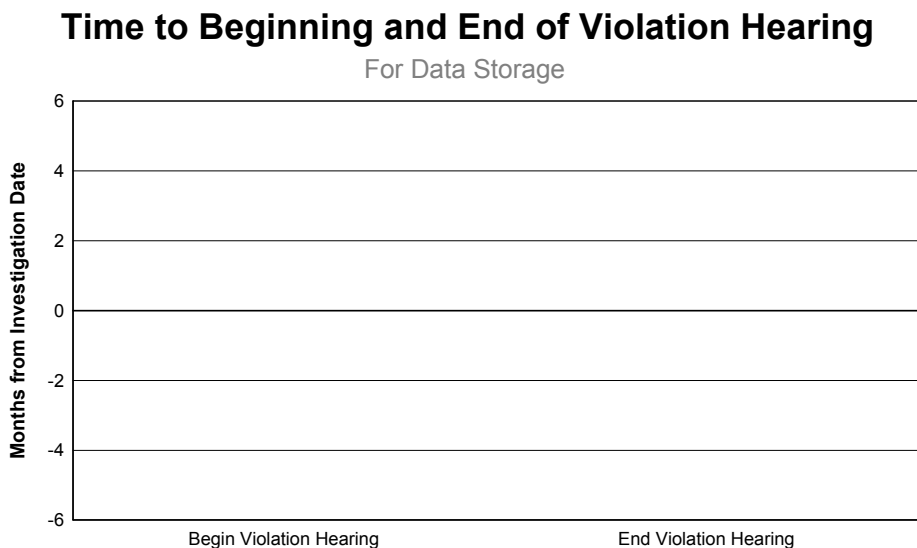
Time to Markman Hearing, Markman Ruling and Initial Determinations

For Data Storage

The times from the investigation date to the Markman hearing (if any), Markman ruling, all initial determinations and contested initial determination for Data Storage patents by ALJ Shaw are shown in the chart to the left.



The times from the investigation date to the beginning and end of violation hearing (if any) for Data Storage patents by ALJ Shaw are shown in the chart to the right. Note that these figures include violation hearings even where no initial determination is entered.



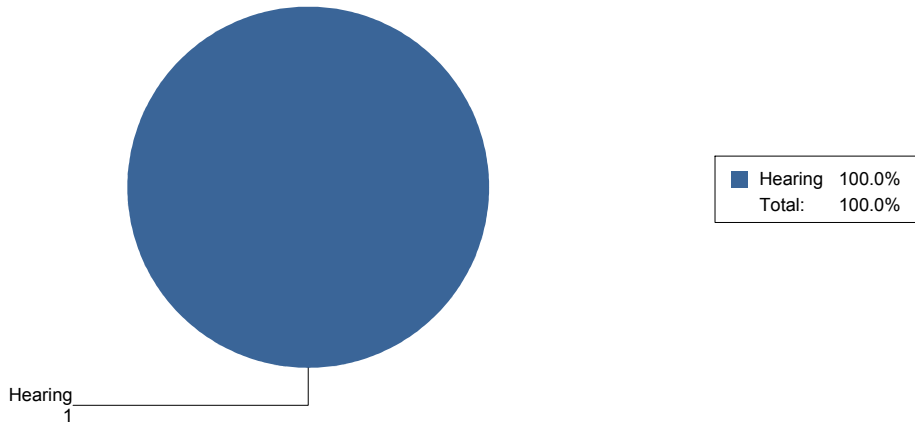
The supporting data is shown below for these patents.

<u>Investigation No.</u>	<u>Investigation Name</u>	<u>Filing Date</u>	<u>Time to ID</u>	<u>Time to ITC Decision</u>	<u>ALJ Outcome Type</u>	<u>ITC Outcome Type</u>	<u>Prevailing Party</u>
337-1012	Magnetic Data Storage Tapes and Cartridges Containing the Same	5/27/2016			Open	Open	

Investigation Outcomes

For Dental

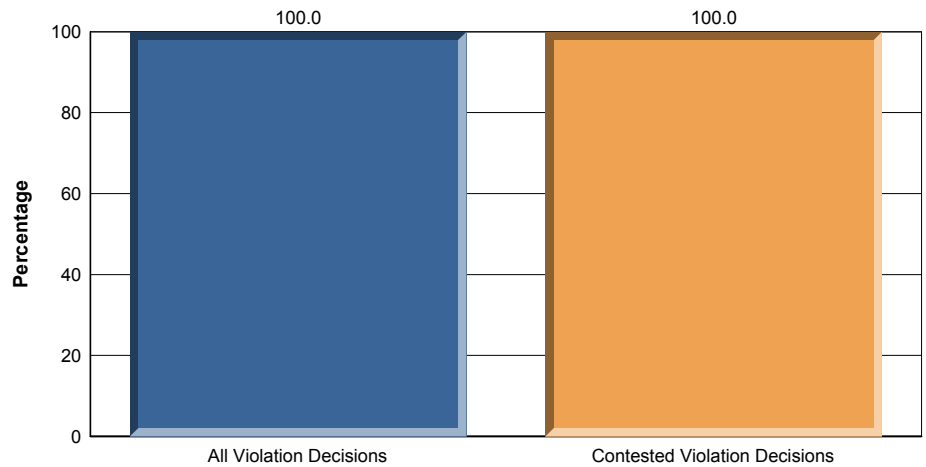
The outcomes for Dental patents by ALJ Shaw by outcome type are shown in the chart to the left.



The probability (if any) of an initial determination finding a violation (includes consent and default judgments) for Dental patents by ALJ Shaw and the probability of a contested violation are shown in the chart to the right.

Probability of Violation

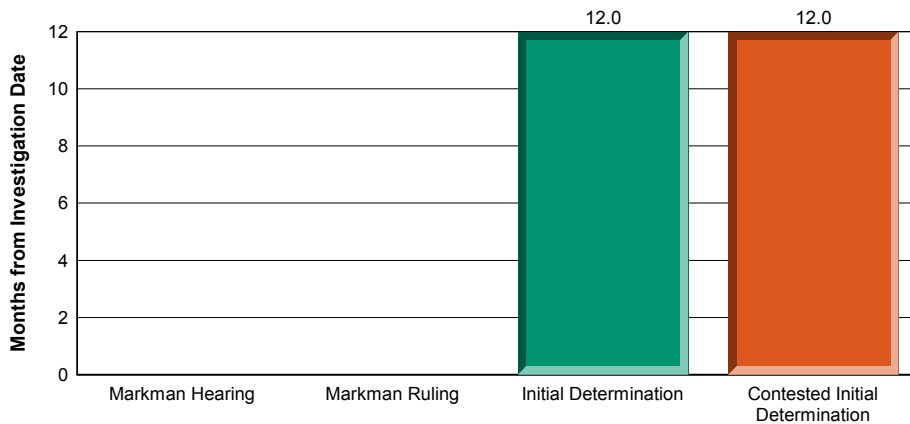
For Dental



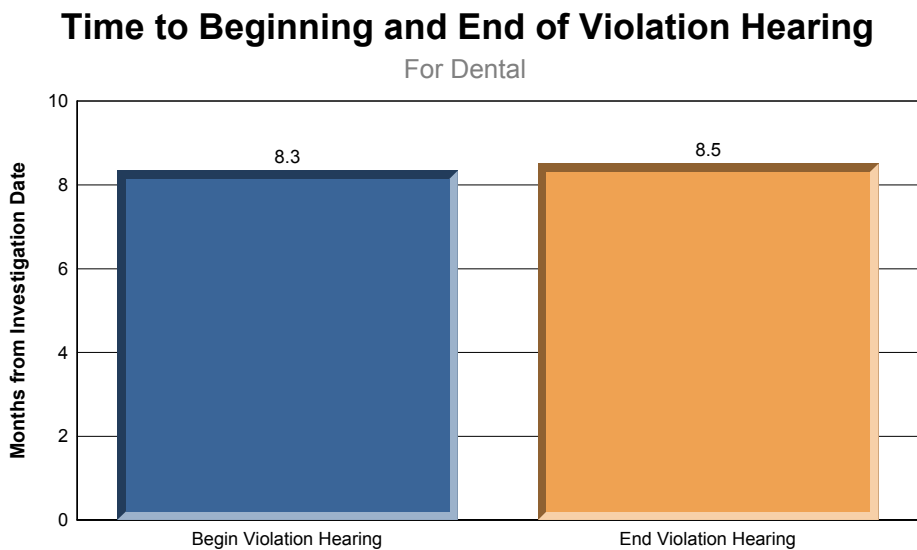
Time to Markman Hearing, Markman Ruling and Initial Determinations

For Dental

The times from the investigation date to the Markman hearing (if any), Markman ruling, all initial determinations and contested initial determination for Dental patents by ALJ Shaw are shown in the chart to the left.



The times from the investigation date to the beginning and end of violation hearing (if any) for Dental patents by ALJ Shaw are shown in the chart to the right. Note that these figures include violation hearings even where no initial determination is entered.



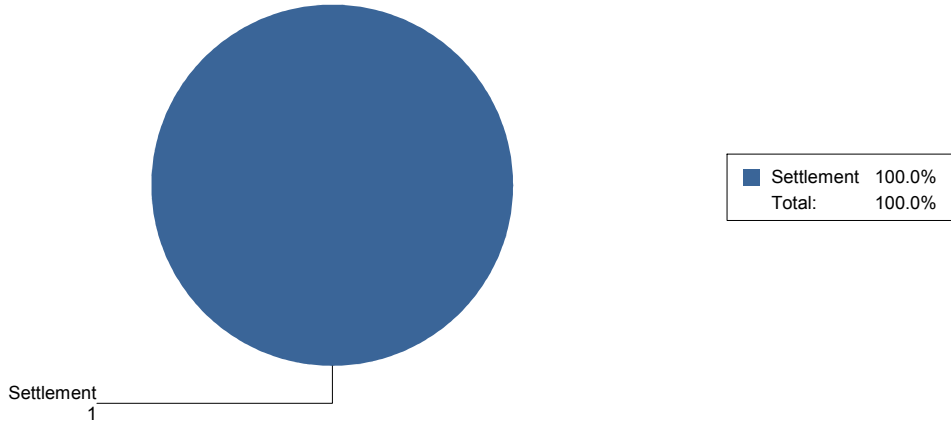
The supporting data is shown below for these patents.

<u>Investigation No.</u>	<u>Investigation Name</u>	<u>Filing Date</u>	<u>Time to ID</u>	<u>Time to ITC Decision</u>	<u>ALJ Outcome Type</u>	<u>ITC Outcome Type</u>	<u>Prevailing Party</u>
337-934	Dental Implants	9/25/2014	12.0	18.0	Hearing	Hearing	Complainant

Investigation Outcomes

For Energy Generation and Transmission

The outcomes for Energy Generation and Transmission patents by ALJ Shaw by outcome type are shown in the chart to the left.



The probability (if any) of an initial determination finding a violation (includes consent and default judgments) for Energy Generation and Transmission patents by ALJ Shaw and the probability of a contested violation are shown in the chart to the right.

Probability of Violation


For Energy Generation and Transmission



Time to Markman Hearing, Markman Ruling and Initial Determinations

For Energy Generation and Transmission


The times from the investigation date to the Markman hearing (if any), Markman ruling, all initial determinations and contested initial determination for Energy Generation and Transmission patents by ALJ Shaw are shown in the chart to the left.



The times from the investigation date to the beginning and end of violation hearing (if any) for Energy Generation and Transmission patents by ALJ Shaw are shown in the chart to the right. Note that these figures include violation hearings even where no initial determination is entered.

Time to Beginning and End of Violation Hearing

For Energy Generation and Transmission



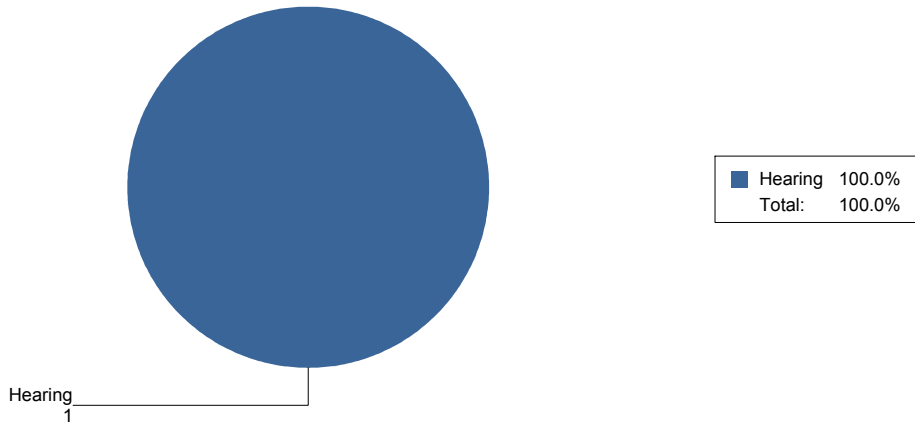
The supporting data is shown below for these patents.

<u>Investigation No.</u>	<u>Investigation Name</u>	<u>Filing Date</u>	<u>Time to ID</u>	<u>Time to ITC Decision</u>	<u>ALJ Outcome Type</u>	<u>ITC Outcome Type</u>	<u>Prevailing Party</u>
337-811	Integrated Solar Power Systems and Components Thereof	10/4/2011			Settlement	Settlement	

Investigation Outcomes

For Games, Toys and Gaming

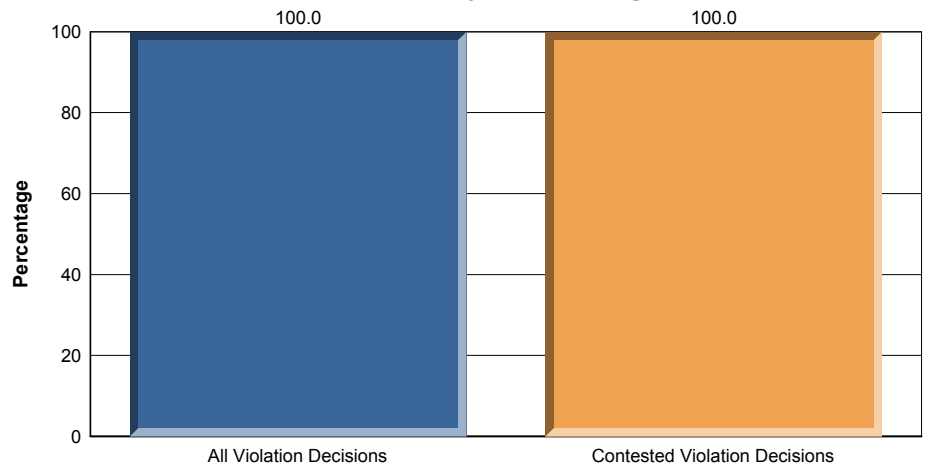
The outcomes for Games, Toys and Gaming patents by ALJ Shaw by outcome type are shown in the chart to the left.



The probability (if any) of an initial determination finding a violation (includes consent and default judgments) for Games, Toys and Gaming patents by ALJ Shaw and the probability of a contested violation are shown in the chart to the right.

Probability of Violation

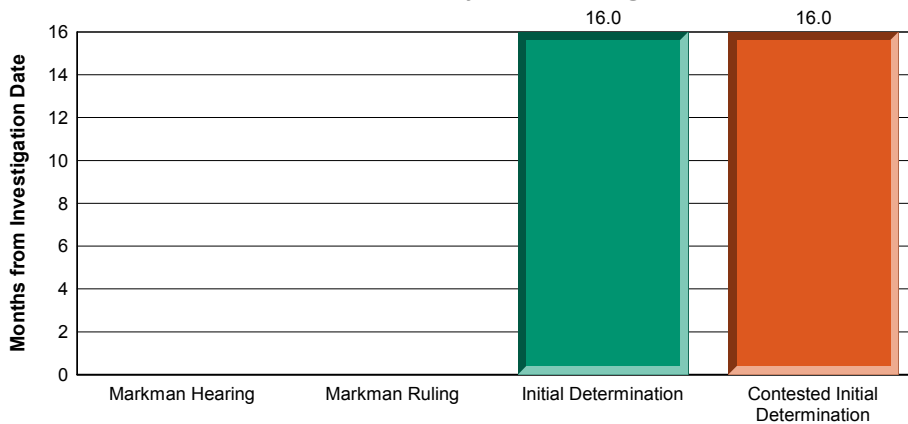
For Games, Toys and Gaming



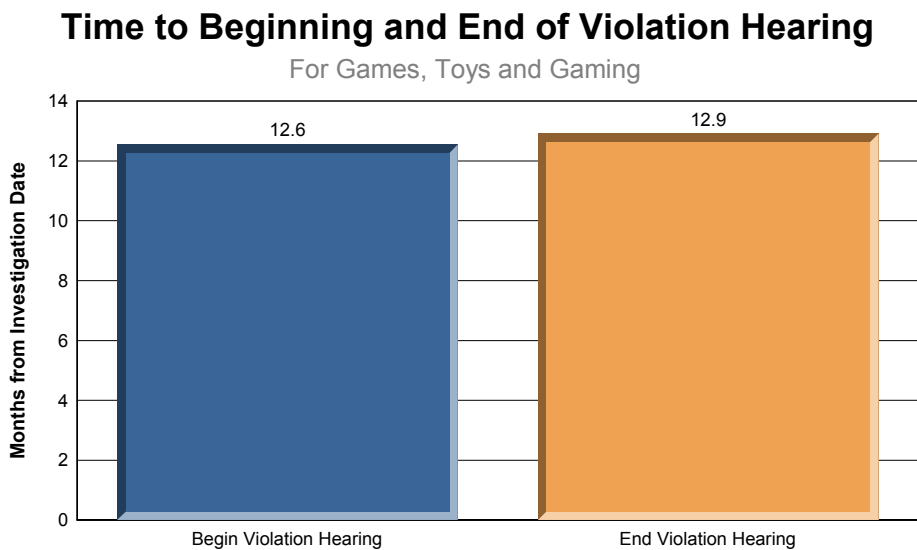
Time to Markman Hearing, Markman Ruling and Initial Determinations

For Games, Toys and Gaming

The times from the investigation date to the Markman hearing (if any), Markman ruling, all initial determinations and contested initial determination for Games, Toys and Gaming patents by ALJ Shaw are shown in the chart to the left.



The times from the investigation date to the beginning and end of violation hearing (if any) for Games, Toys and Gaming patents by ALJ Shaw are shown in the chart to the right. Note that these figures include violation hearings even where no initial determination is entered.



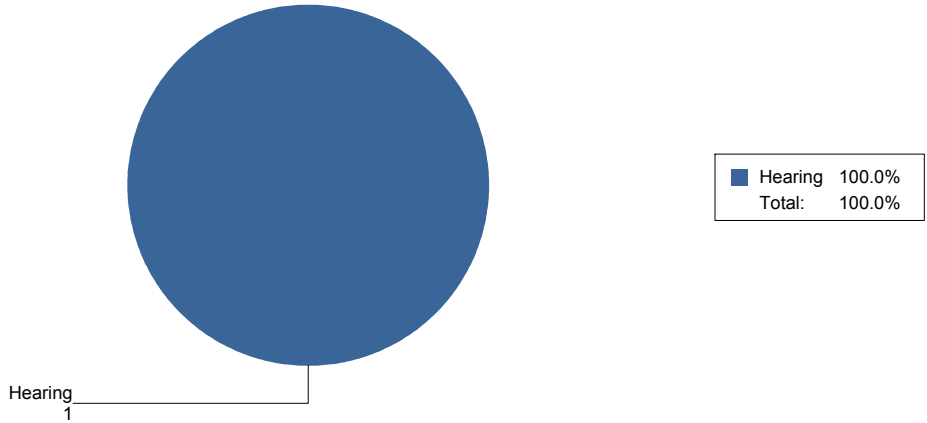
The supporting data is shown below for these patents.

<u>Investigation No.</u>	<u>Investigation Name</u>	<u>Filing Date</u>	<u>Time to ID</u>	<u>Time to ITC Decision</u>	<u>ALJ Outcome Type</u>	<u>ITC Outcome Type</u>	<u>Prevailing Party</u>
337-752	Gaming and Entertainment Consoles, Related Software, and Components Thereof		16.0	29.0	Hearing	Hearing	Complainant

Investigation Outcomes

For Home Appliances

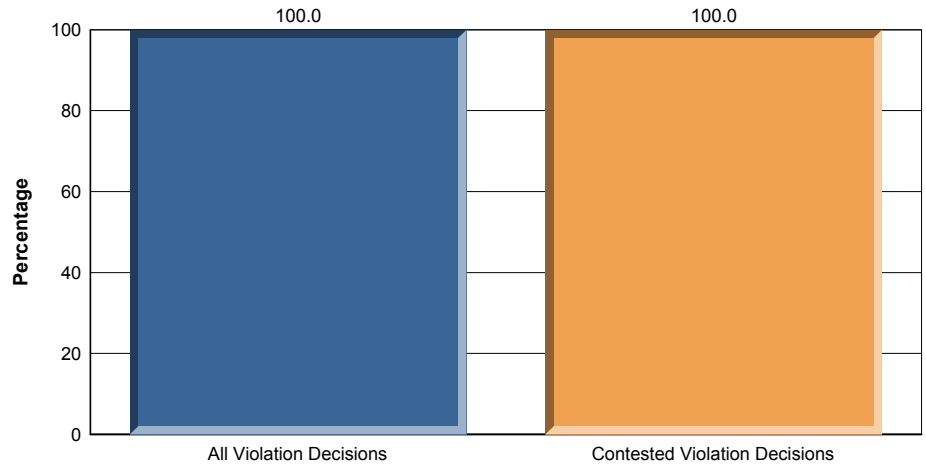
The outcomes for Home Appliances patents by ALJ Shaw by outcome type are shown in the chart to the left.



The probability (if any) of an initial determination finding a violation (includes consent and default judgments) for Home Appliances patents by ALJ Shaw and the probability of a contested violation are shown in the chart to the right.

Probability of Violation

For Home Appliances



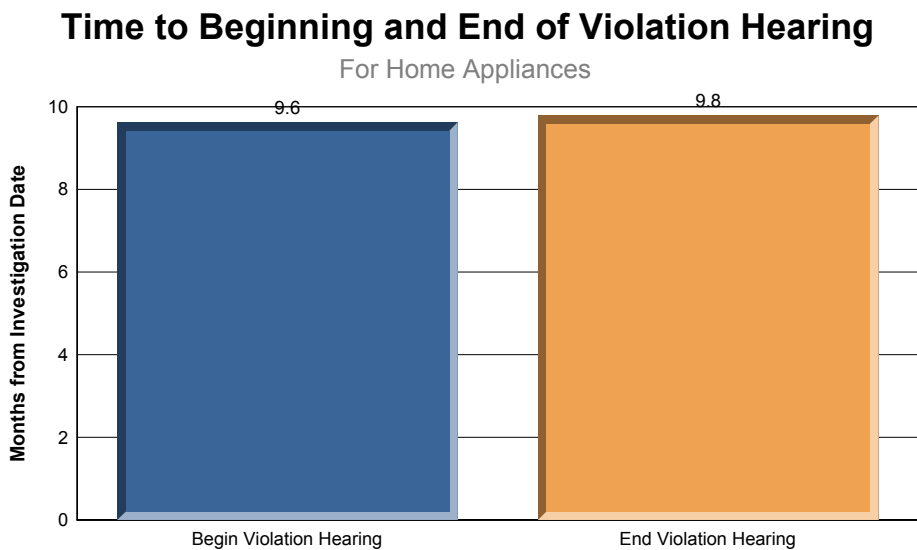
Time to Markman Hearing, Markman Ruling and Initial Determinations

For Home Appliances

The times from the investigation date to the Markman hearing (if any), Markman ruling, all initial determinations and contested initial determination for Home Appliances patents by ALJ Shaw are shown in the chart to the left.



The times from the investigation date to the beginning and end of violation hearing (if any) for Home Appliances patents by ALJ Shaw are shown in the chart to the right. Note that these figures include violation hearings even where no initial determination is entered.



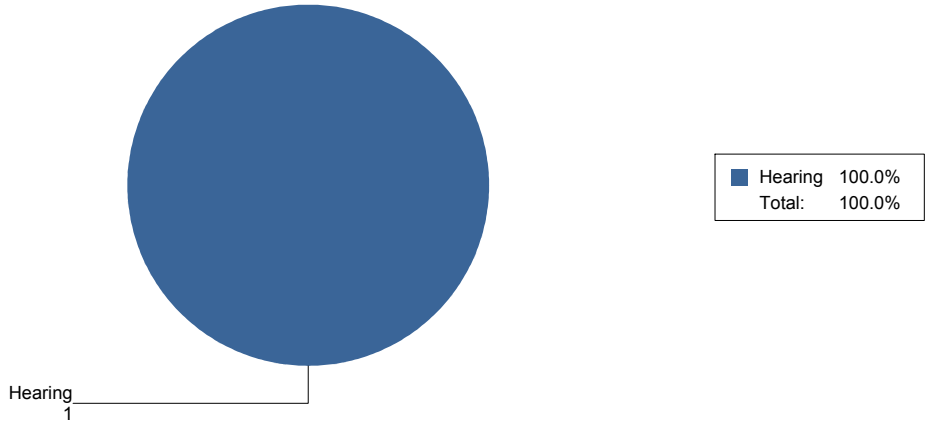
The supporting data is shown below for these patents.

<u>Investigation No.</u>	<u>Investigation Name</u>	<u>Filing Date</u>	<u>Time to ID</u>	<u>Time to ITC Decision</u>	<u>ALJ Outcome Type</u>	<u>ITC Outcome Type</u>	<u>Prevailing Party</u>
337-895	Multiple Mode Outdoor Grills and Parts Thereof		12.0	16.3	Hearing	Hearing	Complainant

Investigation Outcomes

For Industrial Mechanical Products

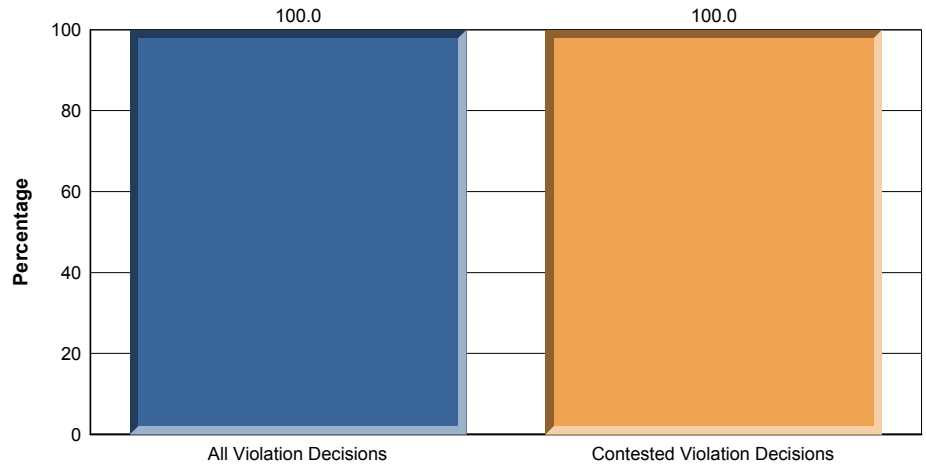
The outcomes for Industrial Mechanical Products patents by ALJ Shaw by outcome type are shown in the chart to the left.



The probability (if any) of an initial determination finding a violation (includes consent and default judgments) for Industrial Mechanical Products patents by ALJ Shaw and the probability of a contested violation are shown in the chart to the right.

Probability of Violation

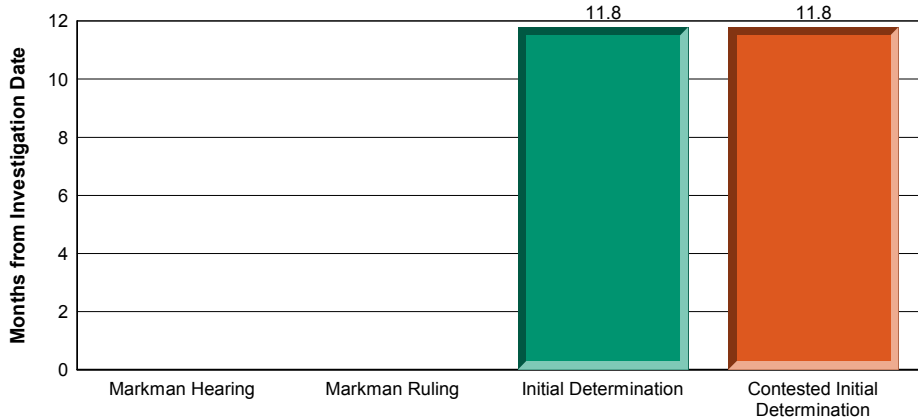
For Industrial Mechanical Products



Time to Markman Hearing, Markman Ruling and Initial Determinations

For Industrial Mechanical Products

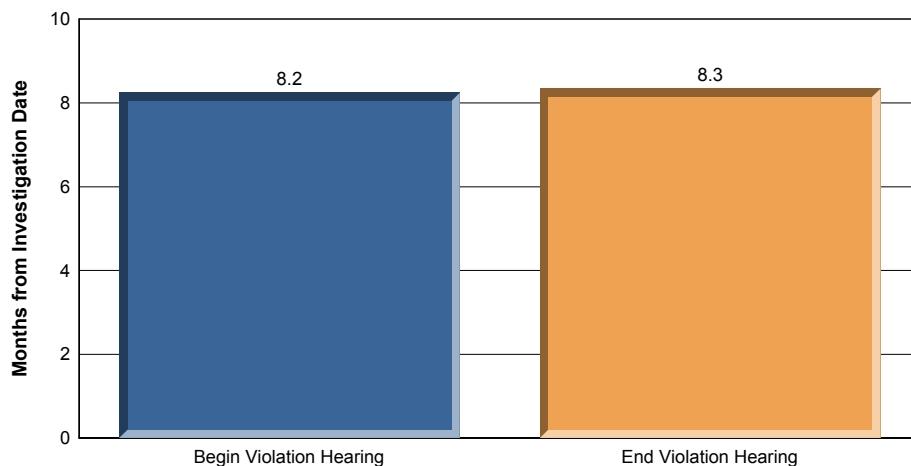
The times from the investigation date to the Markman hearing (if any), Markman ruling, all initial determinations and contested initial determination for Industrial Mechanical Products patents by ALJ Shaw are shown in the chart to the left.



The times from the investigation date to the beginning and end of violation hearing (if any) for Industrial Mechanical Products patents by ALJ Shaw are shown in the chart to the right. Note that these figures include violation hearings even where no initial determination is entered.

Time to Beginning and End of Violation Hearing

For Industrial Mechanical Products



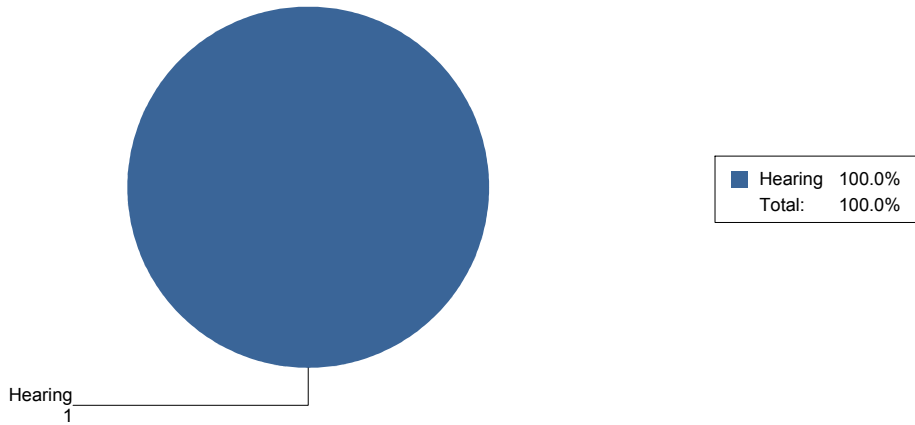
The supporting data is shown below for these patents.

<u>Investigation No.</u>	<u>Investigation Name</u>	<u>Filing Date</u>	<u>Time to ID</u>	<u>Time to ITC Decision</u>	<u>ALJ Outcome Type</u>	<u>ITC Outcome Type</u>	<u>Prevailing Party</u>
337-887	Crawler Cranes and Components Thereof	6/12/2013	11.8	21.0	Hearing	Hearing	Complainant

Investigation Outcomes

For LCD/TV

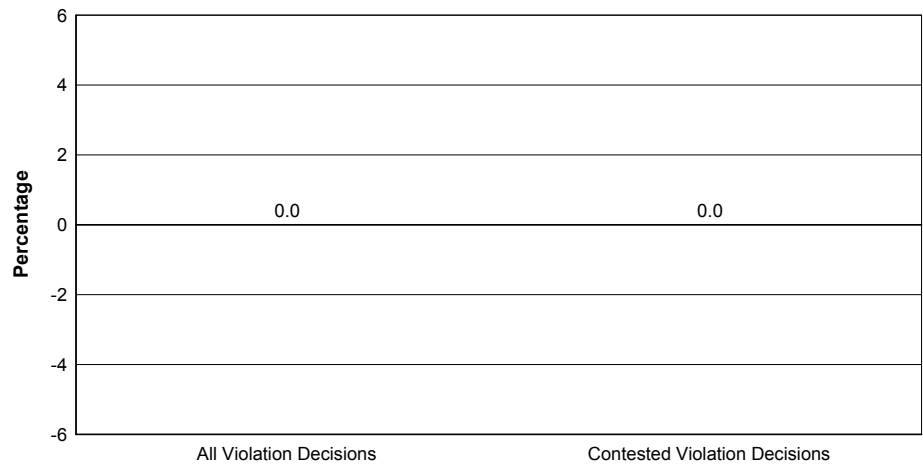
The outcomes for LCD/TV patents by ALJ Shaw by outcome type are shown in the chart to the left.



The probability (if any) of an initial determination finding a violation (includes consent and default judgments) for LCD/TV patents by ALJ Shaw and the probability of a contested violation are shown in the chart to the right.

Probability of Violation

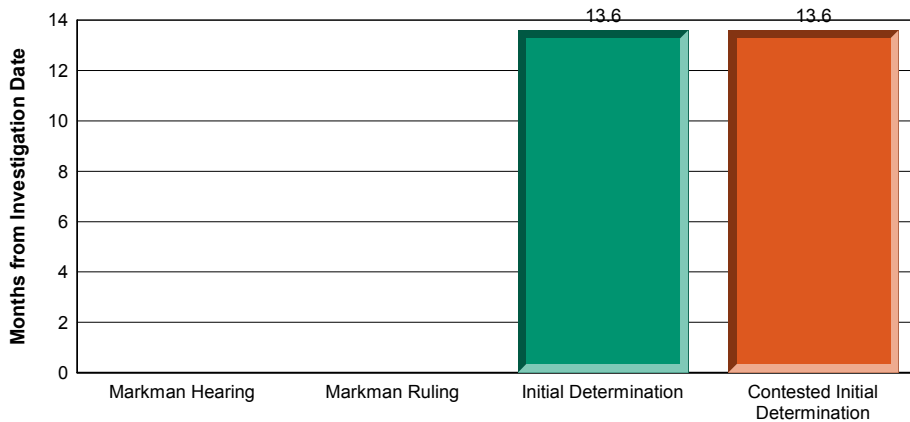
For LCD/TV



Time to Markman Hearing, Markman Ruling and Initial Determinations

For LCD/TV


The times from the investigation date to the Markman hearing (if any), Markman ruling, all initial determinations and contested initial determination for LCD/TV patents by ALJ Shaw are shown in the chart to the left.



The times from the investigation date to the beginning and end of violation hearing (if any) for LCD/TV patents by ALJ Shaw are shown in the chart to the right. Note that these figures include violation hearings even where no initial determination is entered.

Time to Beginning and End of Violation Hearing

For LCD/TV



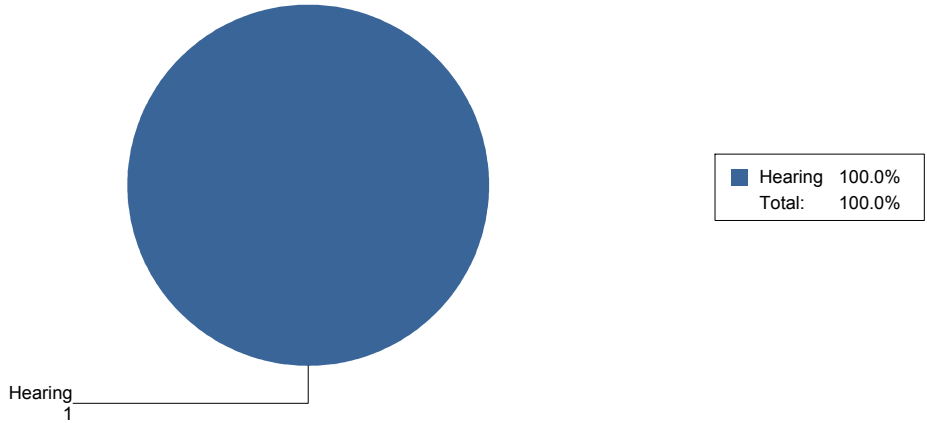
The supporting data is shown below for these patents.

<u>Investigation No.</u>	<u>Investigation Name</u>	<u>Filing Date</u>	<u>Time to ID</u>	<u>Time to ITC Decision</u>	<u>ALJ Outcome Type</u>	<u>ITC Outcome Type</u>	<u>Prevailing Party</u>
337-882	Digital Media Devices, Including Televisions, Blu-Ray Disc Players, Home Theater Systems, Tablets and Mobile Phones, Components Thereof and Associated Software		13.6	15.0	Hearing	Hearing	Respondent

Investigation Outcomes

For Lighting Products

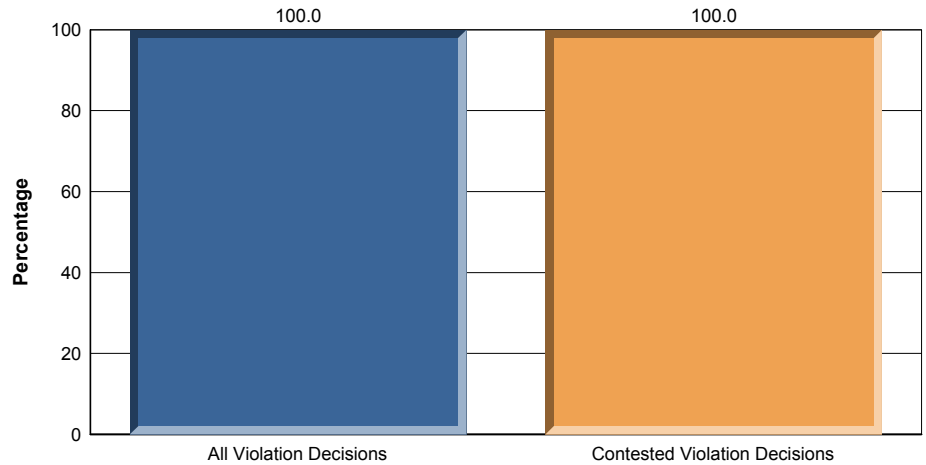
The outcomes for Lighting Products patents by ALJ Shaw by outcome type are shown in the chart to the left.



The probability (if any) of an initial determination finding a violation (includes consent and default judgments) for Lighting Products patents by ALJ Shaw and the probability of a contested violation are shown in the chart to the right.

Probability of Violation

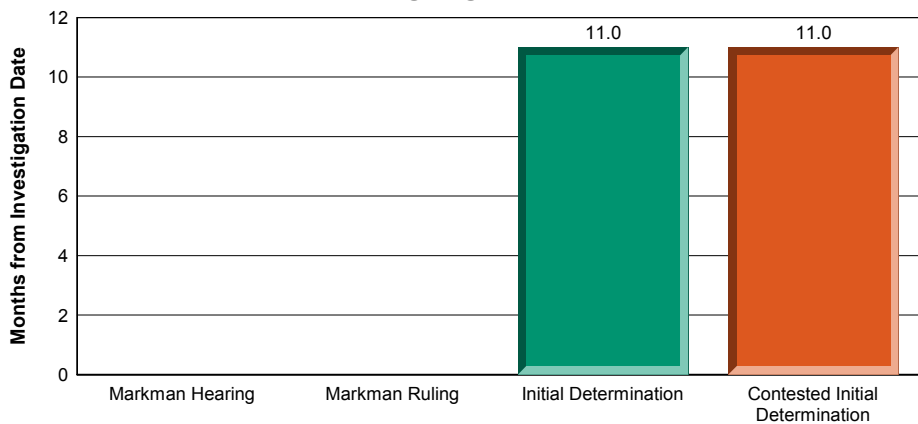
For Lighting Products



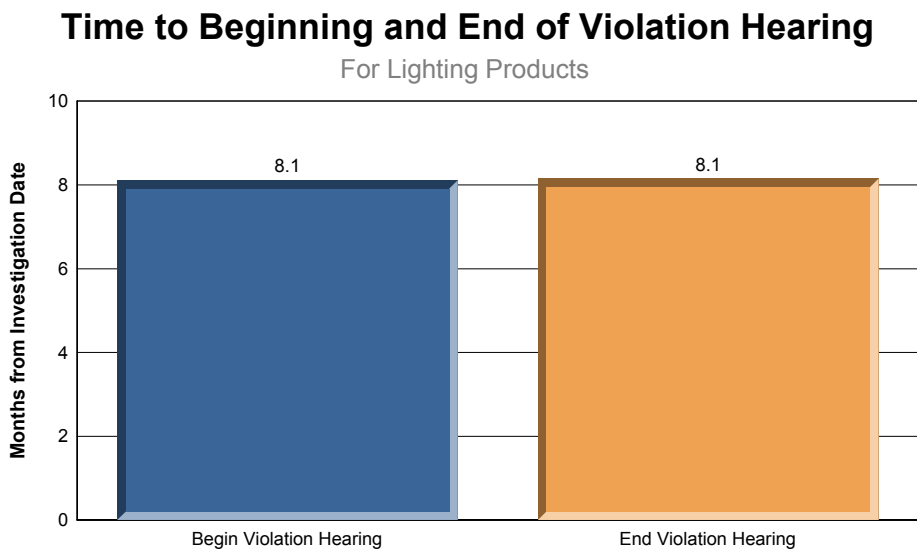
Time to Markman Hearing, Markman Ruling and Initial Determinations

For Lighting Products

The times from the investigation date to the Markman hearing (if any), Markman ruling, all initial determinations and contested initial determination for Lighting Products patents by ALJ Shaw are shown in the chart to the left.



The times from the investigation date to the beginning and end of violation hearing (if any) for Lighting Products patents by ALJ Shaw are shown in the chart to the right. Note that these figures include violation hearings even where no initial determination is entered.



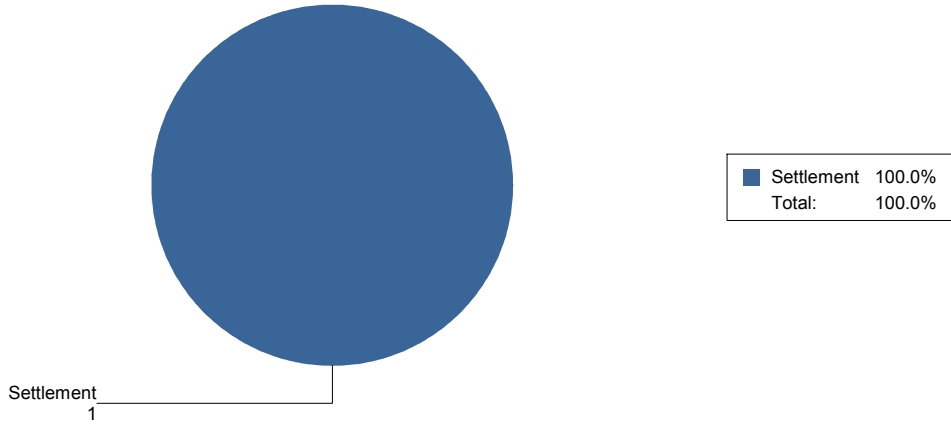
The supporting data is shown below for these patents.

<u>Investigation No.</u>	<u>Investigation Name</u>	<u>Filing Date</u>	<u>Time to ID</u>	<u>Time to ITC Decision</u>	<u>ALJ Outcome Type</u>	<u>ITC Outcome Type</u>	<u>Prevailing Party</u>
337-872	Compact Fluorescent Reflector Lamps, Products Containing Same and Components Thereof	1/28/2013	11.0	15.0	Hearing	Hearing	Complainant

Investigation Outcomes

For Manufacturing

The outcomes for Manufacturing patents by ALJ Shaw by outcome type are shown in the chart to the left.



The probability (if any) of an initial determination finding a violation (includes consent and default judgments) for Manufacturing patents by ALJ Shaw and the probability of a contested violation are shown in the chart to the right.

Probability of Violation

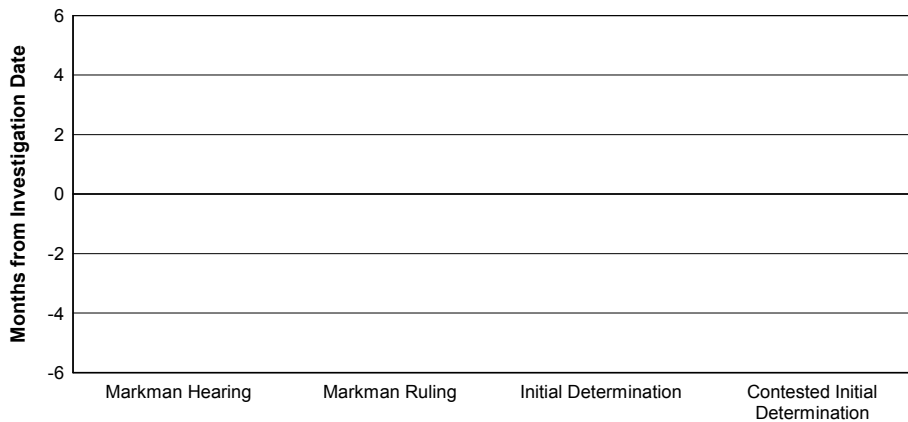
For Manufacturing




Time to Markman Hearing, Markman Ruling and Initial Determinations

For Manufacturing

The times from the investigation date to the Markman hearing (if any), Markman ruling, all initial determinations and contested initial determination for Manufacturing patents by ALJ Shaw are shown in the chart to the left.



The times from the investigation date to the beginning and end of violation hearing (if any) for Manufacturing patents by ALJ Shaw are shown in the chart to the right. Note that these figures include violation hearings even where no initial determination is entered.



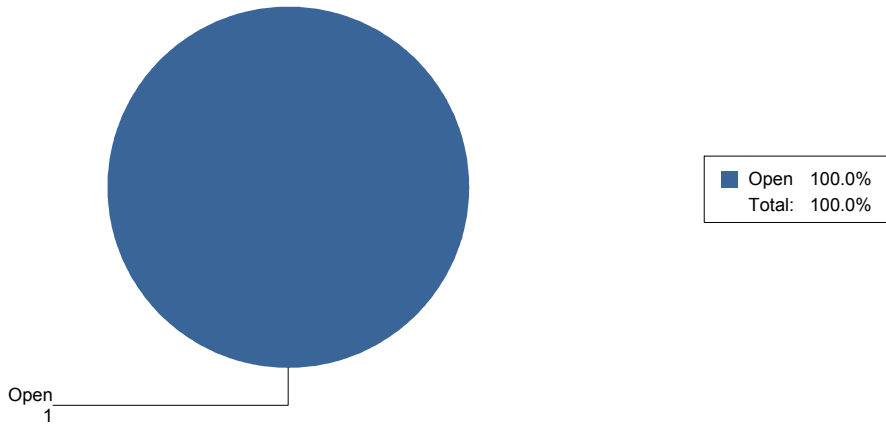
The supporting data is shown below for these patents.

<u>Investigation No.</u>	<u>Investigation Name</u>	<u>Filing Date</u>	<u>Time to ID</u>	<u>Time to ITC Decision</u>	<u>ALJ Outcome Type</u>	<u>ITC Outcome Type</u>	<u>Prevailing Party</u>
337-983	Laser-Driven Light Sources, Subsystems Containing Laser-Driven Light Sources, and Products Containing Same	12/15/2015			Settlement	Settlement	

Investigation Outcomes

For Medical Devices and Equipment

The outcomes for Medical Devices and Equipment patents by ALJ Shaw by outcome type are shown in the chart to the left.



The probability (if any) of an initial determination finding a violation (includes consent and default judgments) for Medical Devices and Equipment patents by ALJ Shaw and the probability of a contested violation are shown in the chart to the right.

Probability of Violation

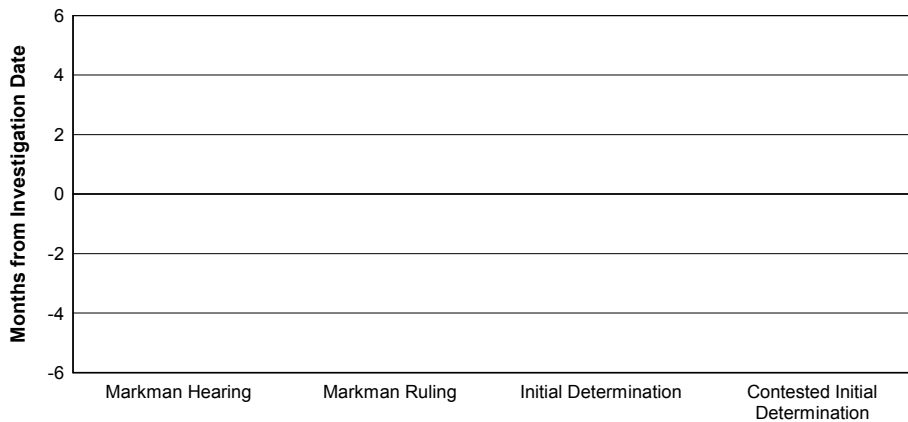
For Medical Devices and Equipment



Time to Markman Hearing, Markman Ruling and Initial Determinations

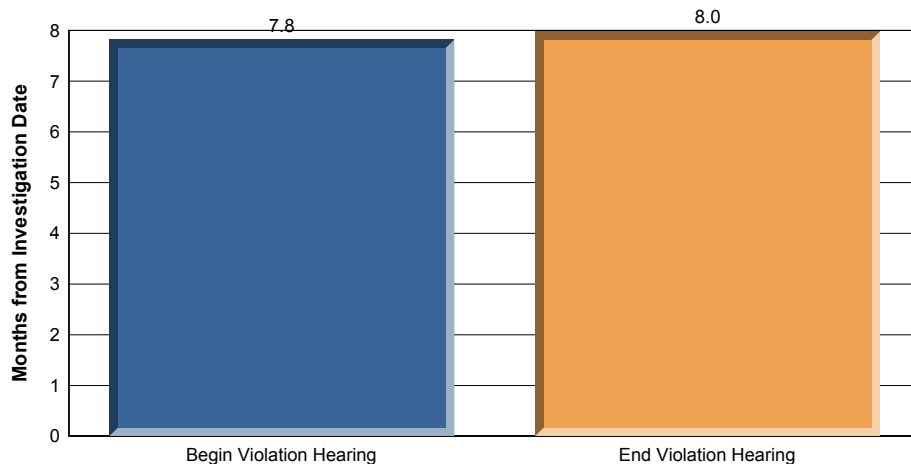
For Medical Devices and Equipment

The times from the investigation date to the Markman hearing (if any), Markman ruling, all initial determinations and contested initial determination for Medical Devices and Equipment patents by ALJ Shaw are shown in the chart to the left.



Time to Beginning and End of Violation Hearing

For Medical Devices and Equipment



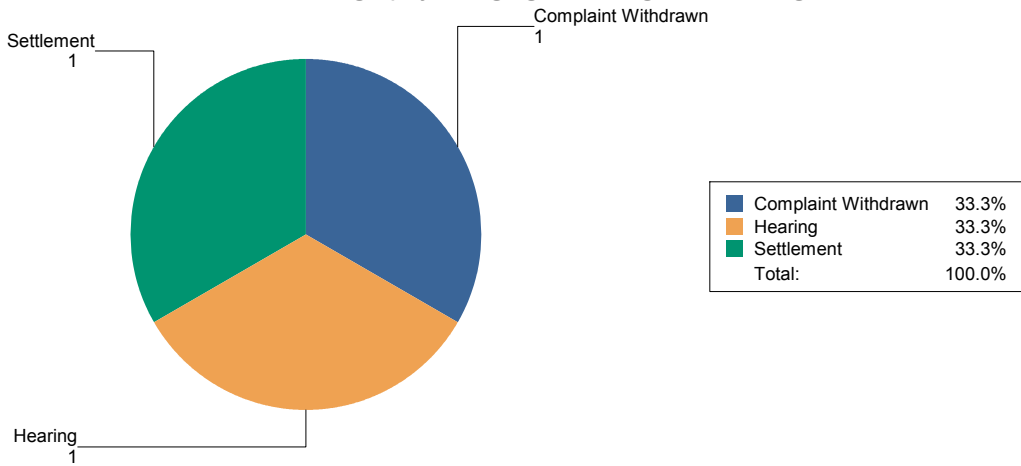
The times from the investigation date to the beginning and end of violation hearing (if any) for Medical Devices and Equipment patents by ALJ Shaw are shown in the chart to the right. Note that these figures include violation hearings even where no initial determination is entered.

The supporting data is shown below for these patents.

<u>Investigation No.</u>	<u>Investigation Name</u>	<u>Filing Date</u>	<u>Time to ID</u>	<u>Time to ITC Decision</u>	<u>ALJ Outcome Type</u>	<u>ITC Outcome Type</u>	<u>Prevailing Party</u>
337-968	Radiotherapy Systems and Treatment Planning Software, and Components Thereof				Open	Open	

Investigation Outcomes

For Photography, Imaging and Image Processing

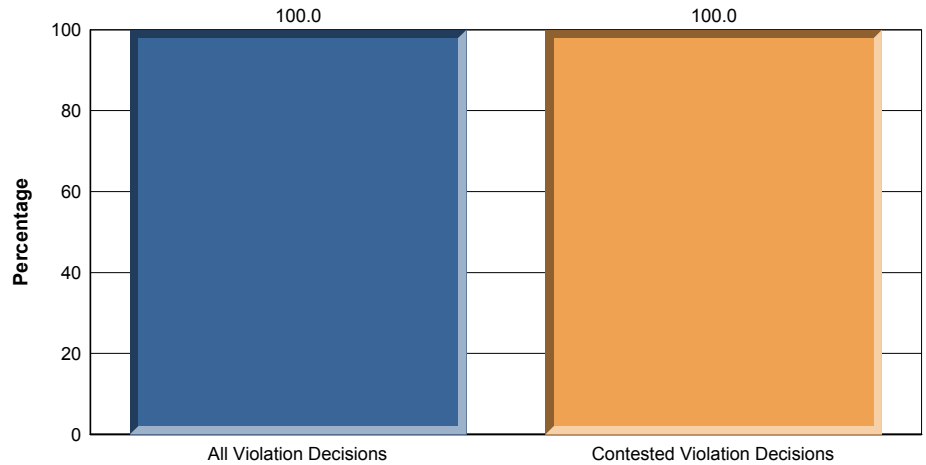


The outcomes for Photography, Imaging and Image Processing patents by ALJ Shaw by outcome type are shown in the chart to the left.

The probability (if any) of an initial determination finding a violation (includes consent and default judgments) for Photography, Imaging and Image Processing patents by ALJ Shaw and the probability of a contested violation are shown in the chart to the right.

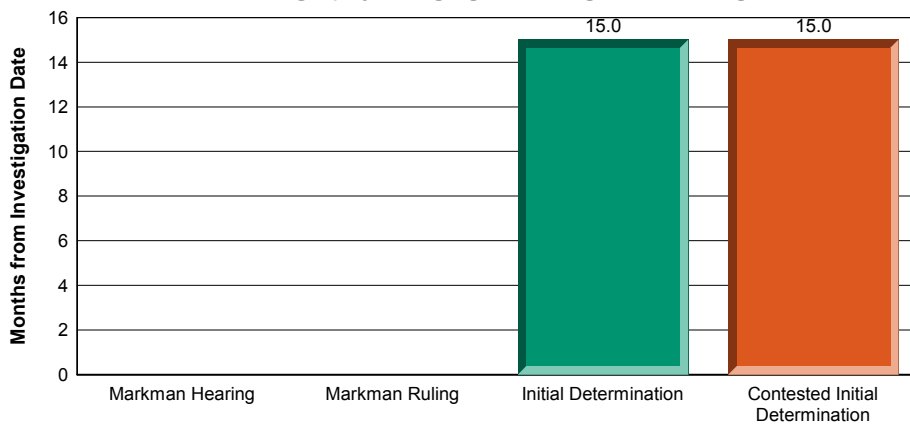
Probability of Violation

For Photography, Imaging and Image Processing



Time to Markman Hearing, Markman Ruling and Initial Determinations

For Photography, Imaging and Image Processing

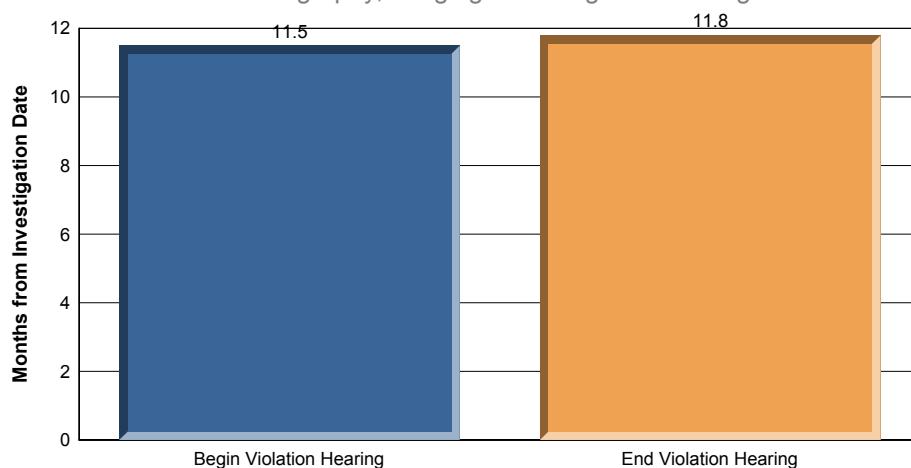


The times from the investigation date to the Markman hearing (if any), Markman ruling, all initial determinations and contested initial determination for Photography, Imaging and Image Processing patents by ALJ Shaw are shown in the chart to the left.

The times from the investigation date to the beginning and end of violation hearing (if any) for Photography, Imaging and Image Processing patents by ALJ Shaw are shown in the chart to the right. Note that these figures include violation hearings even where no initial determination is entered.

Time to Beginning and End of Violation Hearing

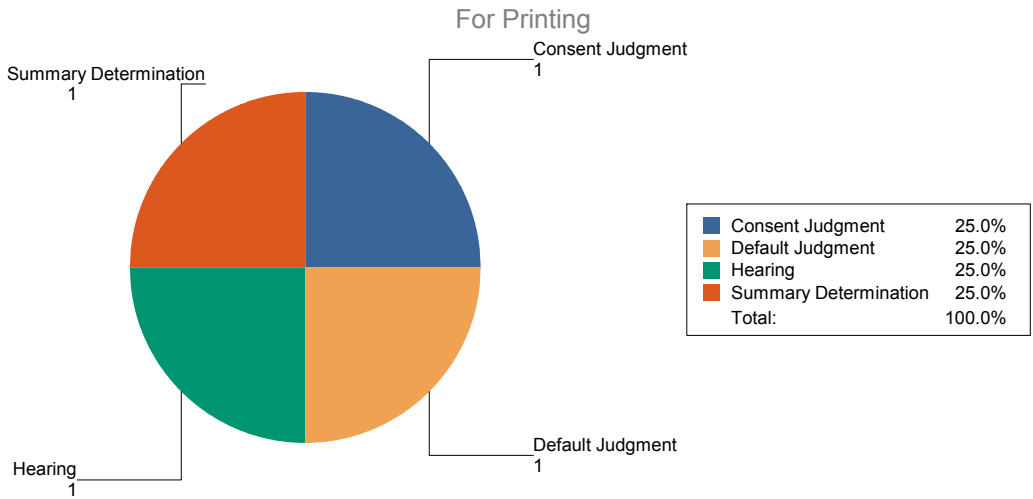
For Photography, Imaging and Image Processing



The supporting data is shown below for these patents.

<u>Investigation No.</u>	<u>Investigation Name</u>	<u>Filing Date</u>	<u>Time to ID</u>	<u>Time to ITC Decision</u>	<u>ALJ Outcome Type</u>	<u>ITC Outcome Type</u>	<u>Prevailing Party</u>
337-837	Audiovisual Components and Products Containing the Same	3/12/2012	15.0	22.8	Hearing	Hearing	Complainant
337-842	Cameras and Mobile Devices, Related Software and Firmware, and Components Thereof and Products Containing the Same	3/29/2012			Complaint Withdrawn	Complaint Withdrawn	
337-852	Video Analytics Software, Systems, Components Thereof, and Products Containing Same	6/27/2012			Settlement	Settlement	

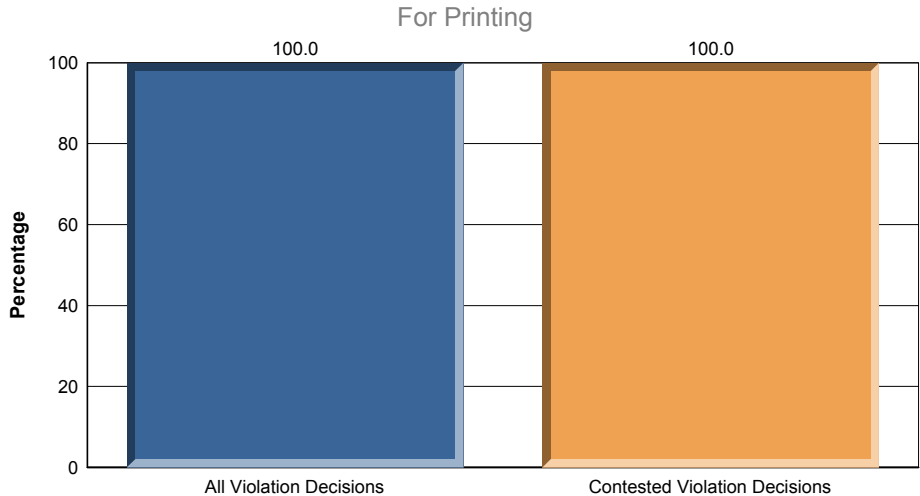
Investigation Outcomes



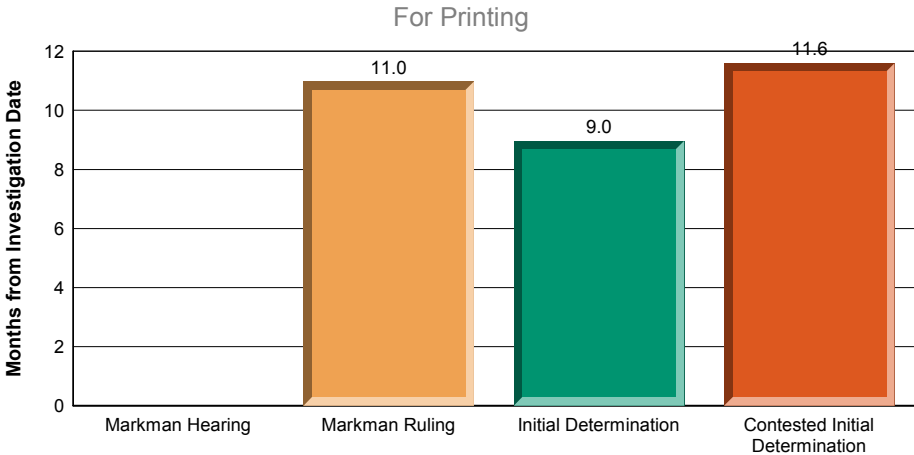
The outcomes for Printing patents by ALJ Shaw by outcome type are shown in the chart to the left.

The probability (if any) of an initial determination finding a violation (includes consent and default judgments) for Printing patents by ALJ Shaw and the probability of a contested violation are shown in the chart to the right.

Probability of Violation



Time to Markman Hearing, Markman Ruling and Initial Determinations

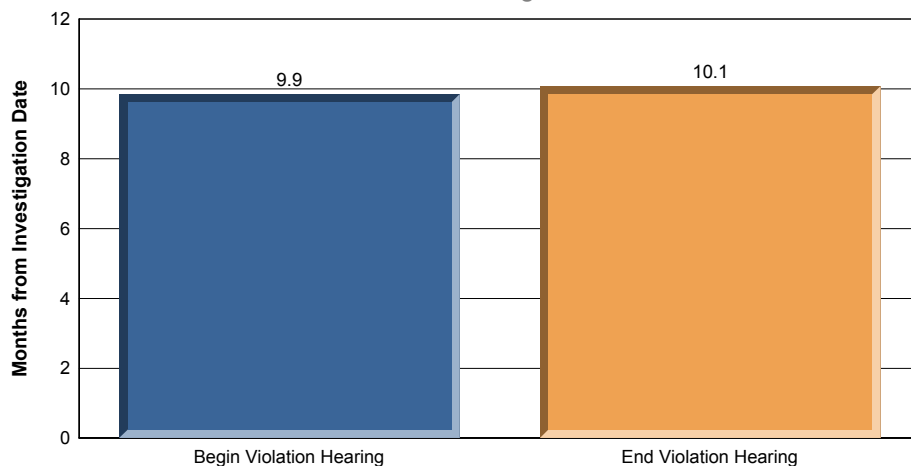


The times from the investigation date to the Markman hearing (if any), Markman ruling, all initial determinations and contested initial determination for Printing patents by ALJ Shaw are shown in the chart to the left.

Time to Beginning and End of Violation Hearing

For Printing

The times from the investigation date to the beginning and end of violation hearing (if any) for Printing patents by ALJ Shaw are shown in the chart to the right. Note that these figures include violation hearings even where no initial determination is entered.



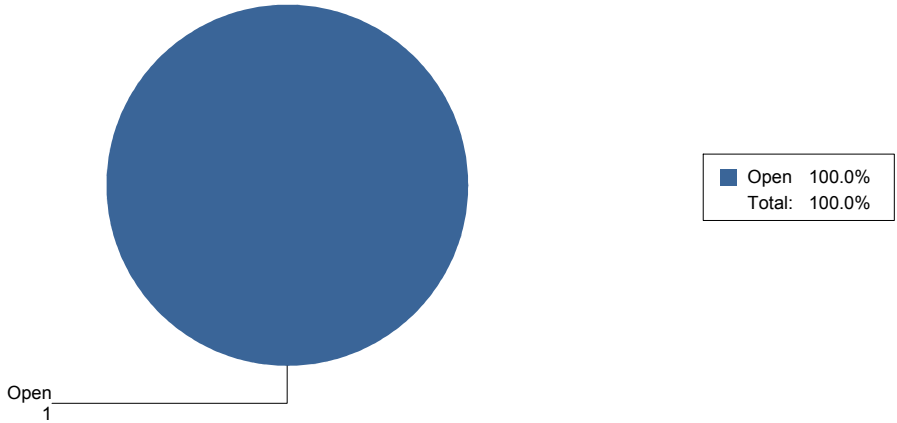
The supporting data is shown below for these patents.

<u>Investigation No.</u>	<u>Investigation Name</u>	<u>Filing Date</u>	<u>Time to ID</u>	<u>Time to ITC Decision</u>	<u>ALJ Outcome Type</u>	<u>ITC Outcome Type</u>	<u>Prevailing Party</u>
337-918	Toner Cartridges and Components Thereof		11.0	14.8	Summary Determination	Summary Determination	Complainant
337-960	Toner Supply Containers and Components Thereof	6/12/2015	0.6	1.6	Consent Judgment	Consent Judgment	Complainant
337-829	Toner Cartridges and Components Thereof	1/23/2012	12.1	16.0	Default Judgment	Default Judgment	Complainant
337-565	Ink Cartridges and Components Thereof	2/17/2006	12.2	18.9	Hearing	Hearing	Complainant

Investigation Outcomes

For Recreational Goods; Arrowheads

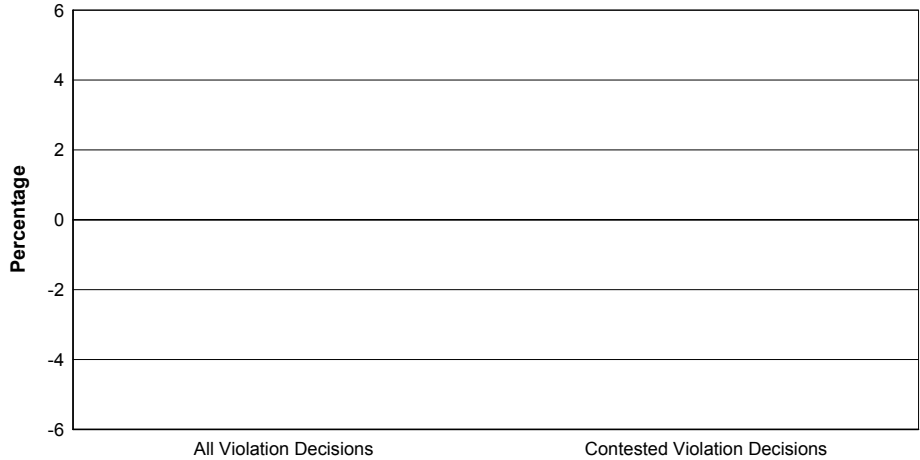
The outcomes for Recreational Goods; Arrowheads patents by ALJ Shaw by outcome type are shown in the chart to the left.



The probability (if any) of an initial determination finding a violation (includes consent and default judgments) for Recreational Goods; Arrowheads patents by ALJ Shaw and the probability of a contested violation are shown in the chart to the right.

Probability of Violation


For Recreational Goods; Arrowheads



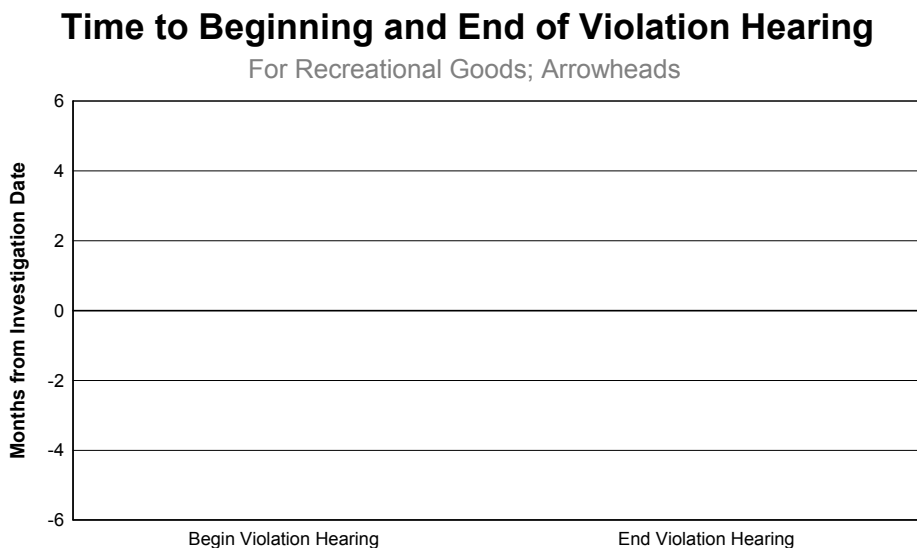
Time to Markman Hearing, Markman Ruling and Initial Determinations

For Recreational Goods; Arrowheads

The times from the investigation date to the Markman hearing (if any), Markman ruling, all initial determinations and contested initial determination for Recreational Goods; Arrowheads patents by ALJ Shaw are shown in the chart to the left.



The times from the investigation date to the beginning and end of violation hearing (if any) for Recreational Goods; Arrowheads patents by ALJ Shaw are shown in the chart to the right. Note that these figures include violation hearings even where no initial determination is entered.



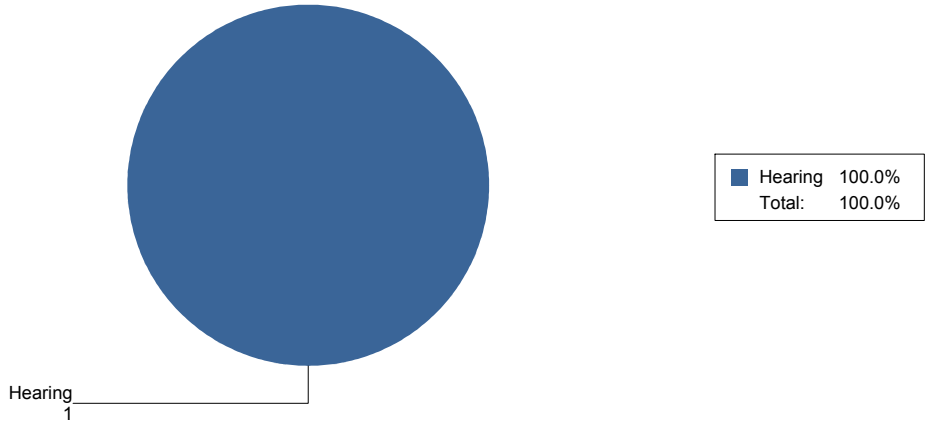
The supporting data is shown below for these patents.

<u>Investigation No.</u>	<u>Investigation Name</u>	<u>Filing Date</u>	<u>Time to ID</u>	<u>Time to ITC Decision</u>	<u>ALJ Outcome Type</u>	<u>ITC Outcome Type</u>	<u>Prevailing Party</u>
337-977	Arrowheads with Deploying Blades and Components Thereof	11/17/2015			Open	Open	

Investigation Outcomes

For Recreational Products; Fishing; Sonar Imaging 90148040

The outcomes for Recreational Products; Fishing; Sonar Imaging 90148040 patents by ALJ Shaw by outcome type are shown in the chart to the left.



The probability (if any) of an initial determination finding a violation (includes consent and default judgments) for Recreational Products; Fishing; Sonar Imaging 90148040 patents by ALJ Shaw and the probability of a contested violation are shown in the chart to the right.

Probability of Violation

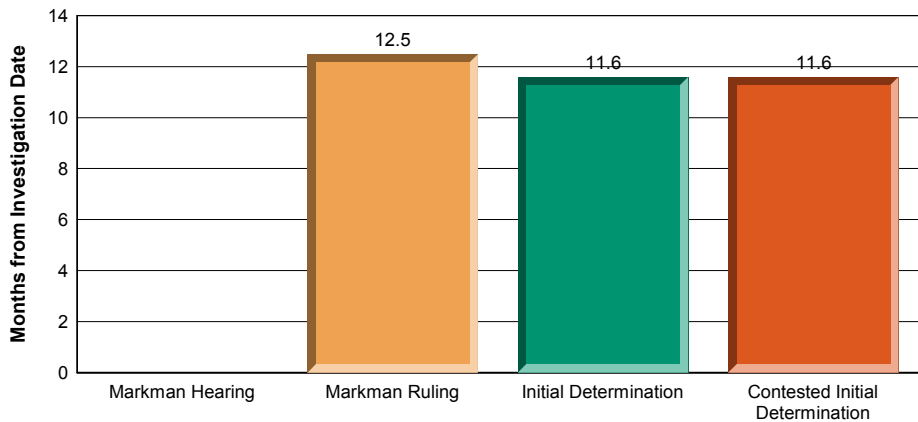
For Recreational Products; Fishing; Sonar Imaging 90148040



Time to Markman Hearing, Markman Ruling and Initial Determinations

For Recreational Products; Fishing; Sonar Imaging 90148040

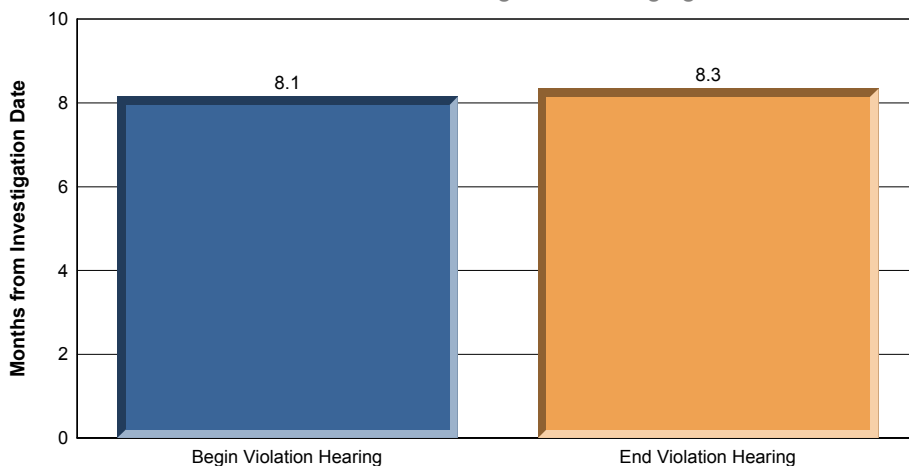
The times from the investigation date to the Markman hearing (if any), Markman ruling, all initial determinations and contested initial determination for Recreational Products; Fishing; Sonar Imaging 90148040 patents by ALJ Shaw are shown in the chart to the left.



The times from the investigation date to the beginning and end of violation hearing (if any) for Recreational Products; Fishing; Sonar Imaging 90148040 patents by ALJ Shaw are shown in the chart to the right. Note that these figures include violation hearings even where no initial determination is entered.

Time to Beginning and End of Violation Hearing

For Recreational Products; Fishing; Sonar Imaging 90148040



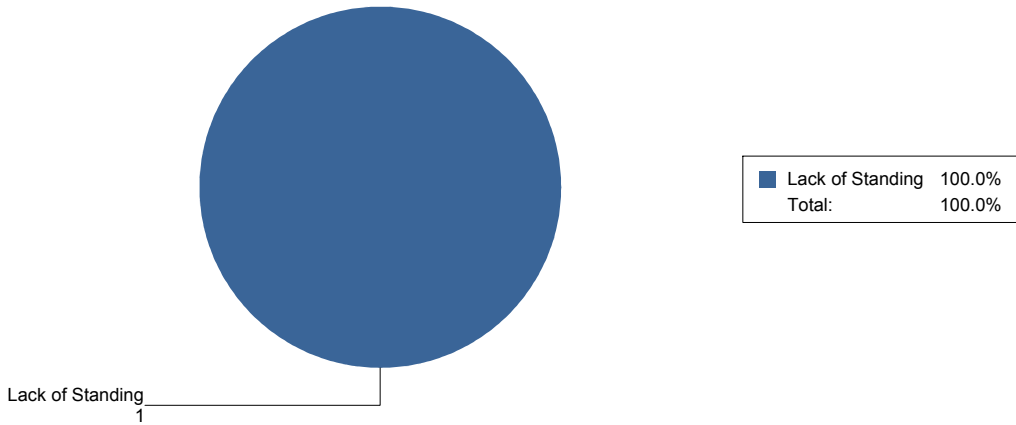
The supporting data is shown below for these patents.

<u>Investigation No.</u>	<u>Investigation Name</u>	<u>Filing Date</u>	<u>Time to ID</u>	<u>Time to ITC Decision</u>	<u>ALJ Outcome Type</u>	<u>ITC Outcome Type</u>	<u>Prevailing Party</u>
337-921	Marine Sonar Imaging Devices, Including Downscan and Sidescan Devices, Products Containing the Same, and Components Thereof	6/9/2014	11.6	16.6	Hearing	Hearing	Respondent

Investigation Outcomes

For Security (Computer / Telecommunications)

The outcomes for Security (Computer / Telecommunications) patents by ALJ Shaw by outcome type are shown in the chart to the left.



The probability (if any) of an initial determination finding a violation (includes consent and default judgments) for Security (Computer / Telecommunications) patents by ALJ Shaw and the probability of a contested violation are shown in the chart to the right.

Probability of Violation

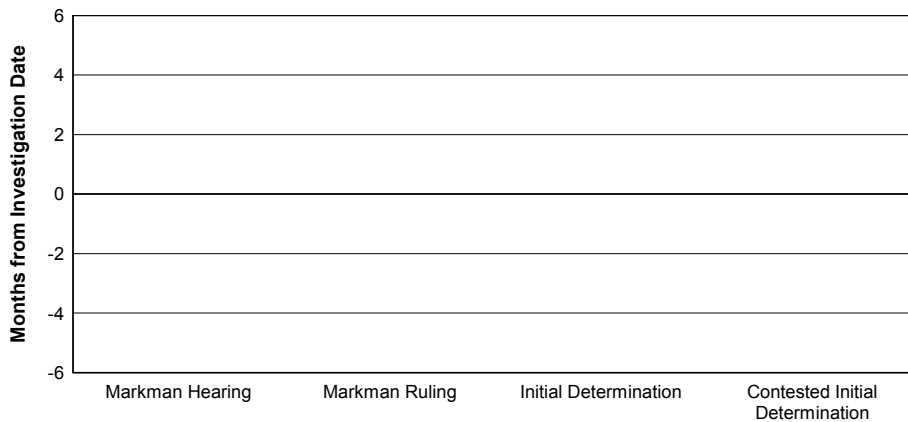
For Security (Computer / Telecommunications)



Time to Markman Hearing, Markman Ruling and Initial Determinations

For Security (Computer / Telecommunications)


The times from the investigation date to the Markman hearing (if any), Markman ruling, all initial determinations and contested initial determination for Security (Computer / Telecommunications) patents by ALJ Shaw are shown in the chart to the left.



The times from the investigation date to the beginning and end of violation hearing (if any) for Security (Computer / Telecommunications) patents by ALJ Shaw are shown in the chart to the right. Note that these figures include violation hearings even where no initial determination is entered.

Time to Beginning and End of Violation Hearing

For Security (Computer / Telecommunications)



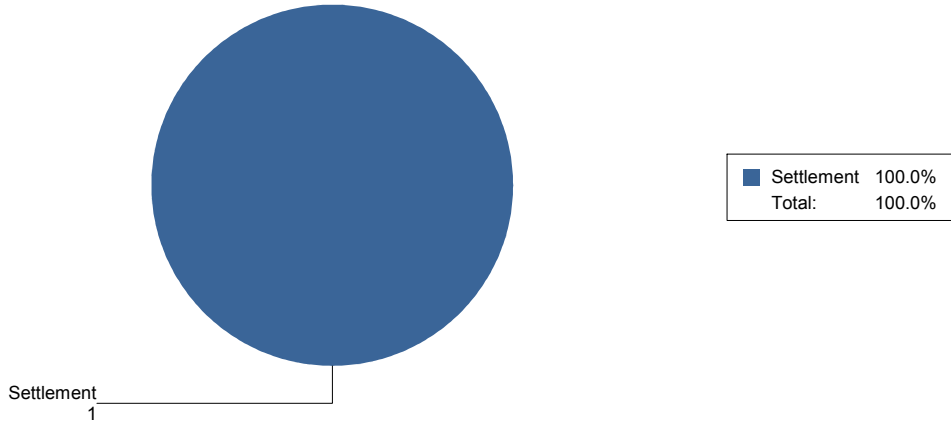
The supporting data is shown below for these patents.

<u>Investigation No.</u>	<u>Investigation Name</u>	<u>Filing Date</u>	<u>Time to ID</u>	<u>Time to ITC Decision</u>	<u>ALJ Outcome Type</u>	<u>ITC Outcome Type</u>	<u>Prevailing Party</u>
337-818	Devices with Secure Communication Capabilities, Components Thereof, and Products Containing the Same	11/4/2011			Lack of Standing	Lack of Standing	

Investigation Outcomes

For Security (Home / Business)

The outcomes for Security (Home / Business) patents by ALJ Shaw by outcome type are shown in the chart to the left.



The probability (if any) of an initial determination finding a violation (includes consent and default judgments) for Security (Home / Business) patents by ALJ Shaw and the probability of a contested violation are shown in the chart to the right.

Probability of Violation


For Security (Home / Business)



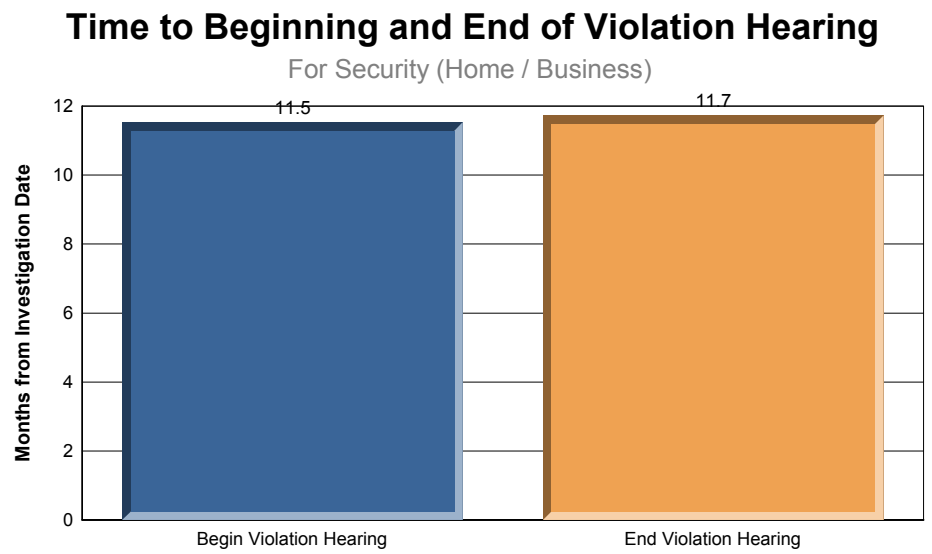
Time to Markman Hearing, Markman Ruling and Initial Determinations

For Security (Home / Business)

The times from the investigation date to the Markman hearing (if any), Markman ruling, all initial determinations and contested initial determination for Security (Home / Business) patents by ALJ Shaw are shown in the chart to the left.



The times from the investigation date to the beginning and end of violation hearing (if any) for Security (Home / Business) patents by ALJ Shaw are shown in the chart to the right. Note that these figures include violation hearings even where no initial determination is entered.

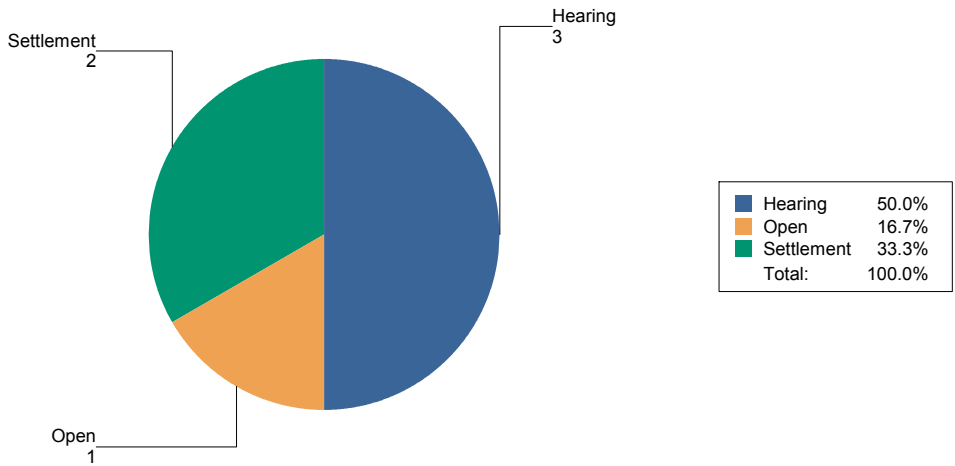


The supporting data is shown below for these patents.

<u>Investigation No.</u>	<u>Investigation Name</u>	<u>Filing Date</u>	<u>Time to ID</u>	<u>Time to ITC Decision</u>	<u>ALJ Outcome Type</u>	<u>ITC Outcome Type</u>	<u>Prevailing Party</u>
337-795	Video Analytics Software, Systems, Components Thereof, and Products Containing Same	6/29/2011			Settlement	Settlement	

Investigation Outcomes

For Semiconductor Products

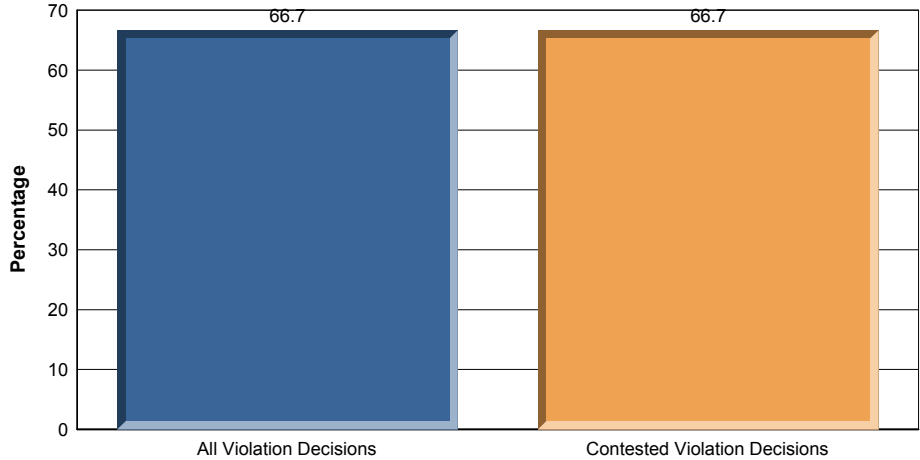


The outcomes for Semiconductor Products patents by ALJ Shaw by outcome type are shown in the chart to the left.

The probability (if any) of an initial determination finding a violation (includes consent and default judgments) for Semiconductor Products patents by ALJ Shaw and the probability of a contested violation are shown in the chart to the right.

Probability of Violation

For Semiconductor Products



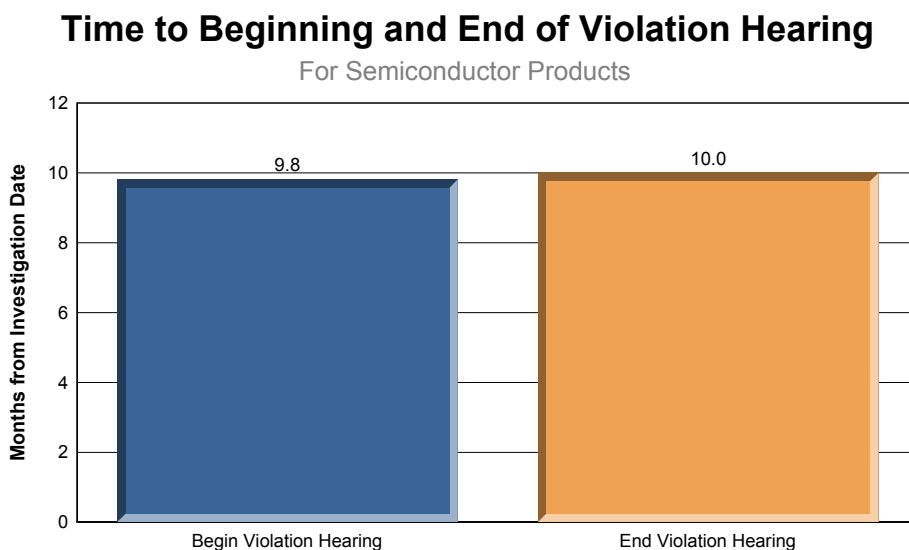
Time to Markman Hearing, Markman Ruling and Initial Determinations

For Semiconductor Products



The times from the investigation date to the Markman hearing (if any), Markman ruling, all initial determinations and contested initial determination for Semiconductor Products patents by ALJ Shaw are shown in the chart to the left.

The times from the investigation date to the beginning and end of violation hearing (if any) for Semiconductor Products patents by ALJ Shaw are shown in the chart to the right. Note that these figures include violation hearings even where no initial determination is entered.

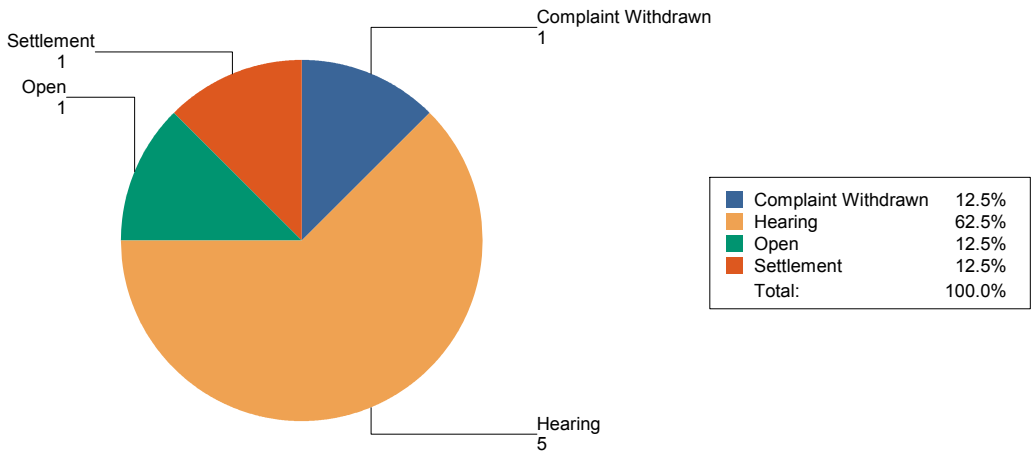


The supporting data is shown below for these patents.

<u>Investigation No.</u>	<u>Investigation Name</u>	<u>Filing Date</u>	<u>Time to ID</u>	<u>Time to ITC Decision</u>	<u>ALJ Outcome Type</u>	<u>ITC Outcome Type</u>	<u>Prevailing Party</u>
337-909	Non-Volatile Memory Devices and Products Containing Same	12/27/2013			Settlement	Settlement	
337-941	Graphics Processing Chips, Systems on a Chip, and Products Containing the Same	11/21/2014	11.7	17.5	Hearing	Settlement	Complainant
337-906	Standard Cell Libraries, Products Containing or Made Using the Same, Integrated Circuits Made Using the Same, and Products Containing Such Integrated Circuits	12/23/2013			Settlement	Settlement	
337-781	Microprocessors, Components Thereof, and Products Containing Same		17.3	19.4	Hearing	Hearing	Respondent
337-784	Light-Emitting Diodes and Products Containing Same	6/3/2011	12.0	17.2	Hearing	Settlement	Complainant
337-1037	Graphics Processors, DDR Memory Controllers, and Products Containing the Same	12/16/2016			Open	Open	

Investigation Outcomes

For Telecommunications Products

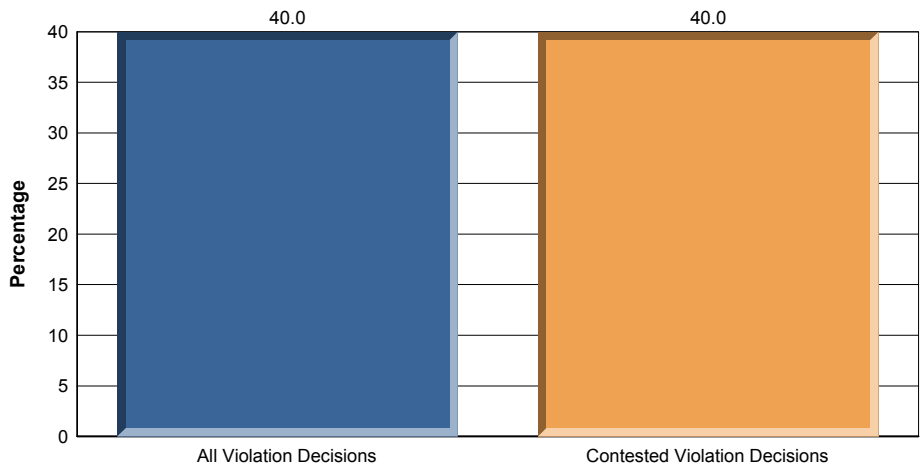


The outcomes for Telecommunications Products patents by ALJ Shaw by outcome type are shown in the chart to the left.

The probability (if any) of an initial determination finding a violation (includes consent and default judgments) for Telecommunications Products patents by ALJ Shaw and the probability of a contested violation are shown in the chart to the right.

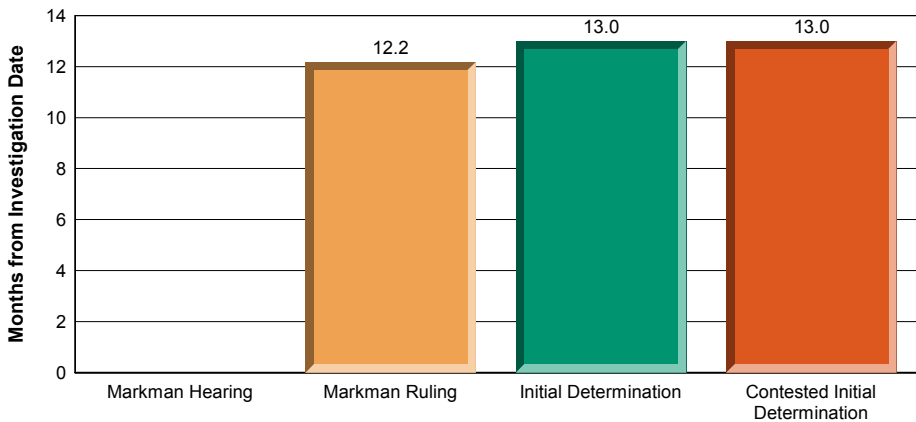
Probability of Violation

For Telecommunications Products



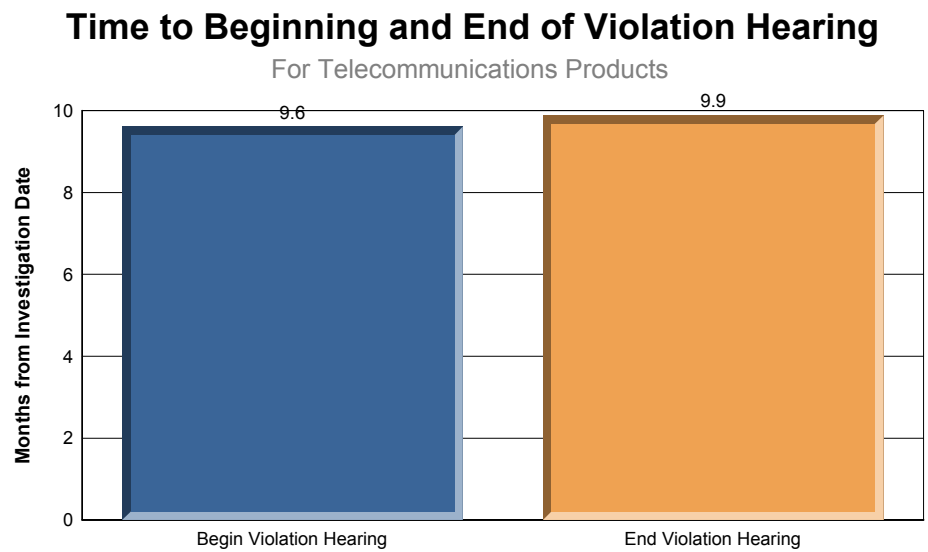
Time to Markman Hearing, Markman Ruling and Initial Determinations

For Telecommunications Products



The times from the investigation date to the Markman hearing (if any), Markman ruling, all initial determinations and contested initial determination for Telecommunications Products patents by ALJ Shaw are shown in the chart to the left.

The times from the investigation date to the beginning and end of violation hearing (if any) for Telecommunications Products patents by ALJ Shaw are shown in the chart to the right. Note that these figures include violation hearings even where no initial determination is entered.



The supporting data is shown below for these patents.

<u>Investigation No.</u>	<u>Investigation Name</u>	<u>Filing Date</u>	<u>Time to ID</u>	<u>Time to ITC Decision</u>	<u>ALJ Outcome Type</u>	<u>ITC Outcome Type</u>	<u>Prevailing Party</u>
337-944	Network Devices, Related Software and Components Thereof (I)	12/19/2014	12.2	17.1	Hearing	Hearing	Complainant
337-994	Portable Electronic Devices and Components Thereof	3/24/2016	3.3	4.7	Hearing	Hearing	Respondent
337-862	Electronic Devices, Including Wireless Communication Devices, Tablet Computers, Media Players, and Televisions, and Components Thereof	11/30/2012			Settlement	Settlement	
337-892	Point-to Point Network Communication Devices and Products Containing Same	8/1/2013			Complaint Withdrawn	Complaint Withdrawn	
337-800	Wireless Devices with 3G Capabilities and Components Thereof		22.3	29.4	Hearing	Complaint Withdrawn	Respondent
337-845	Products Containing Interactive Program Guide and Parental Control Technology	5/1/2012	12.0	16.9	Hearing	Hearing	Respondent
337-710	Personal Data and Mobile Communications Devices and Related Software	3/2/2010	15.3	20.4	Hearing	Hearing	Complainant

337-1001

Digital Video
Receivers and
Hardware and
Software
Components
Thereof

4/6/2016

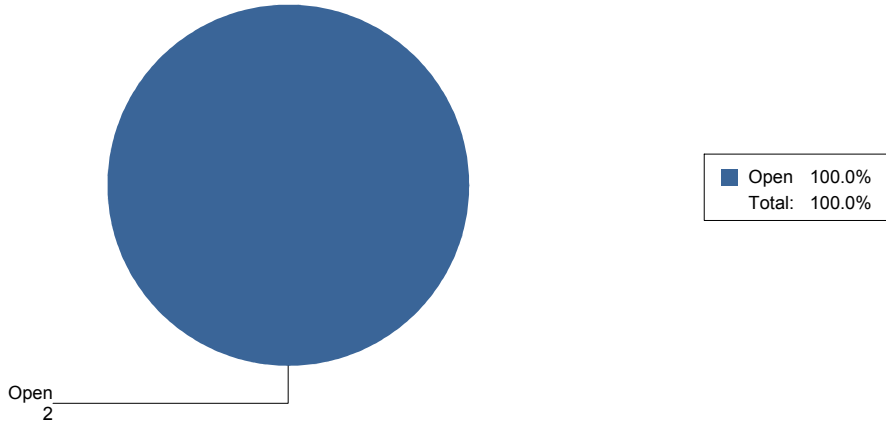
Open

Open

Investigation Outcomes

For Transportation

The outcomes for Transportation patents by ALJ Shaw by outcome type are shown in the chart to the left.



The probability (if any) of an initial determination finding a violation (includes consent and default judgments) for Transportation patents by ALJ Shaw and the probability of a contested violation are shown in the chart to the right.

Probability of Violation

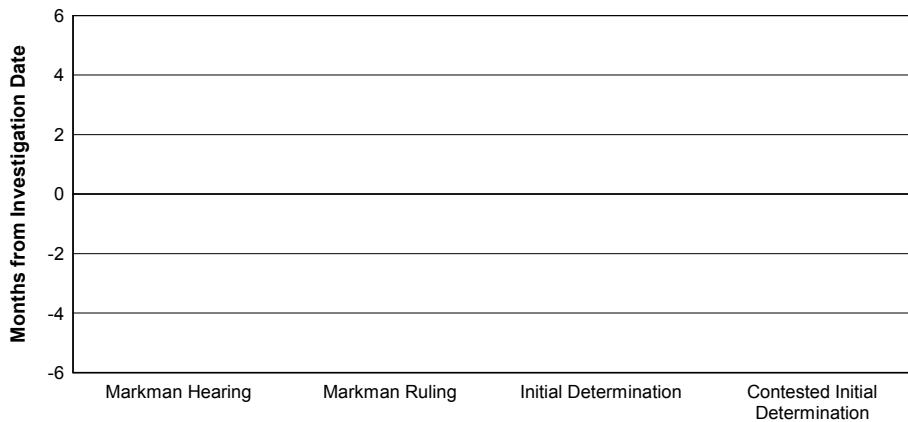
For Transportation



Time to Markman Hearing, Markman Ruling and Initial Determinations

For Transportation


The times from the investigation date to the Markman hearing (if any), Markman ruling, all initial determinations and contested initial determination for Transportation patents by ALJ Shaw are shown in the chart to the left.



The times from the investigation date to the beginning and end of violation hearing (if any) for Transportation patents by ALJ Shaw are shown in the chart to the right. Note that these figures include violation hearings even where no initial determination is entered.

Time to Beginning and End of Violation Hearing

For Transportation



The supporting data is shown below for these patents.

<u>Investigation No.</u>	<u>Investigation Name</u>	<u>Filing Date</u>	<u>Time to ID</u>	<u>Time to ITC Decision</u>	<u>ALJ Outcome Type</u>	<u>ITC Outcome Type</u>	<u>Prevailing Party</u>
337-1007	Personal Transporters, Components Thereof, and Packaging and Manuals Therefor	5/18/2016			Open	Open	
337-1021	Personal Transporters and Components Thereof	8/16/2016			Open	Open	