

LegalMetric

LegalMetric District Report Nevada District Court in Trademark Cases

January 1991-August 2015

This report contains confidential and proprietary information of LegalMetric, Inc. Use of this information by anyone other than the purchaser or, if the purchaser is a law firm, the purchaser's client, or disclosure of this information to persons other than the purchaser or, if the purchaser is a law firm, the purchaser's client, without the consent of LegalMetric, Inc. is prohibited.

The information contained in this report is obtained from the official docket records of the federal courts. No attempt has been made to correct that data. For example, cases may be misclassified in the official docket records. In addition, cases are classified only by the primary cause of action. Cases having multiple causes of action are analyzed only under the primary cause of action identified on the official court docket.

LegalMetric, Inc. is not a law firm, does not provide legal advice, and is not engaged in the practice of law. No attorney-client relationship exists between LegalMetric, Inc. and any user of its products. LegalMetric provides statistical and analytical information to anyone who desires to purchase that information. Any purchaser of LegalMetric products who wants legal advice should hire an attorney.

Overview

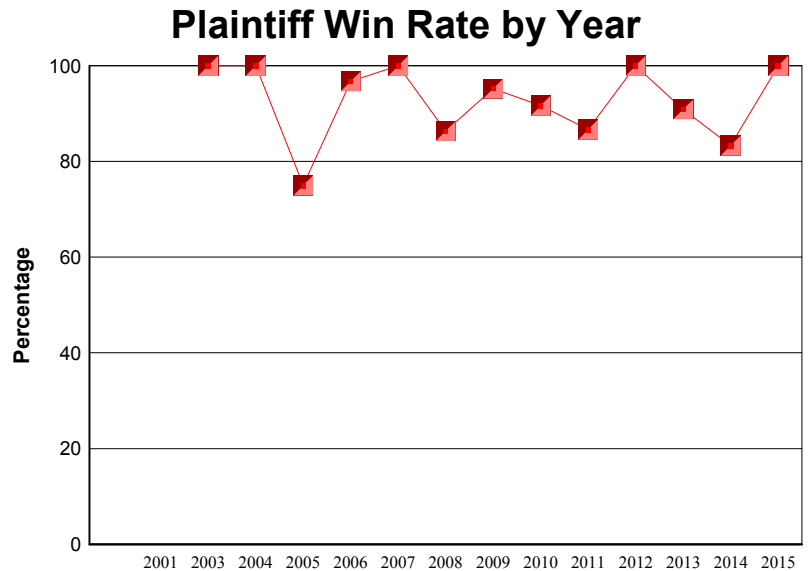
This report covers the trademark cases of the active judges in the Nevada District Court as of August 2015 (the date of the most recent LegalMetric docket download for this court). Cases of inactive judges are not included.

The number of cases, judgments, contested judgments, and trials for this court are shown below.

	Number
Total Cases	653
Open Cases	52
Closed Cases	601
Judgments	218
Contested Judgmts.	30
Trials	2
Bench	1
Jury	1

The overall win rate, contested win rate, and trial win rate for the plaintiff are shown below. Note that contested win rate does not include consent and default judgments.

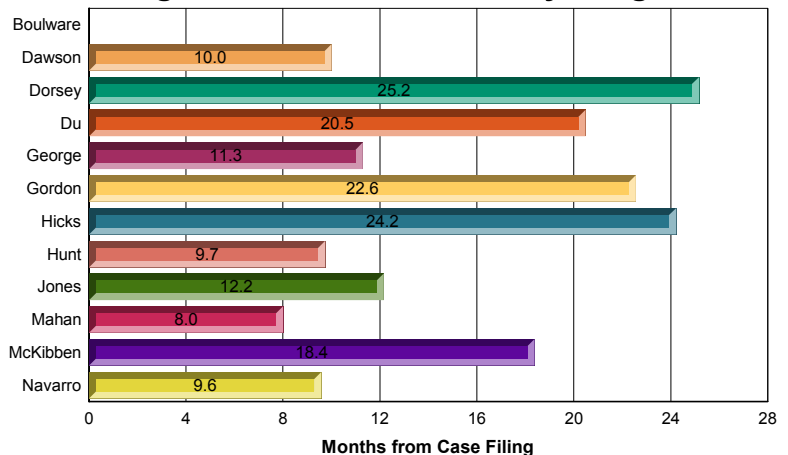
	Pltf. Win Rate
Overall	93.8
Contested	61.7
Trial	50.0
Bench	0.0
Jury	100.0



The average times to termination for all cases, for all cases terminated by judgment, for all contested judgments, and for all cases terminated by trials are shown below.

	Months
All Cases	10.4
Judgments	11.9
Contested	25.3
Trial	42.3
Bench	31.2
Jury	53.3

Average Time to Termination by Judgment



Larger Version in Body of Report

The average and median award amounts for this district are:

Average: \$520,135
Median: \$104,823

Appeals:

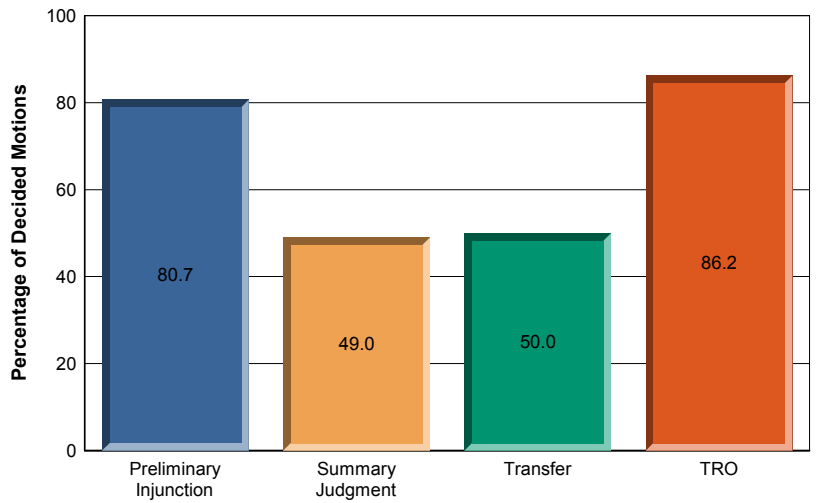
	Number of Appeals	Complete Affirmance Rate
Total	26	62.5

Motions:

The win rates on various motions for the district, along with the number of decisions are shown below.

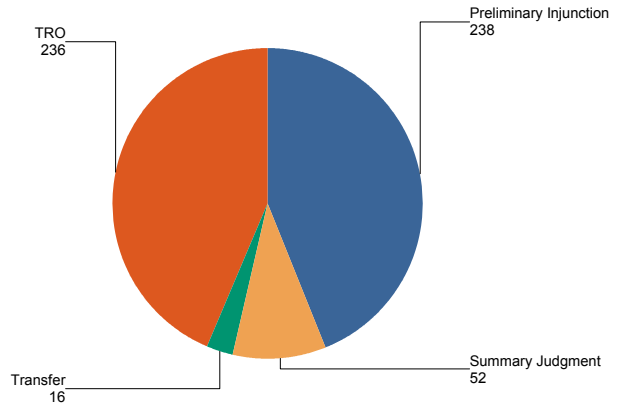
	Win Rate
Preliminary Injunction	80.7
Summary Judgment	49.0
Transfer	50.0
TRO	86.2

Win Rates on Contested Motions



	Number of Decisions
Preliminary Injunction	238
Summary Judgment	52
Transfer	16
TRO	236

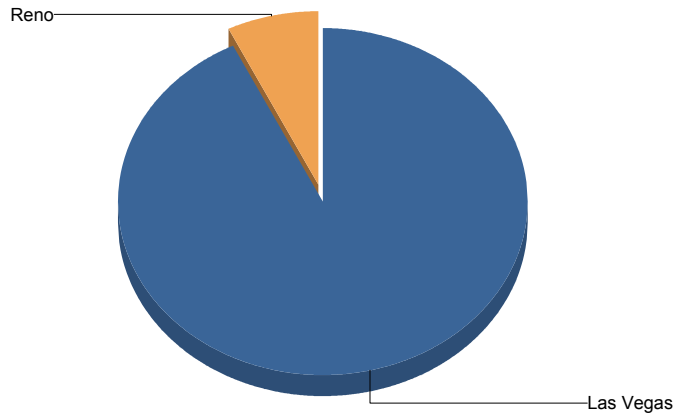
Number of Decisions



Breakdown by Division

The breakdown of trademark cases by division is illustrated in the following chart:

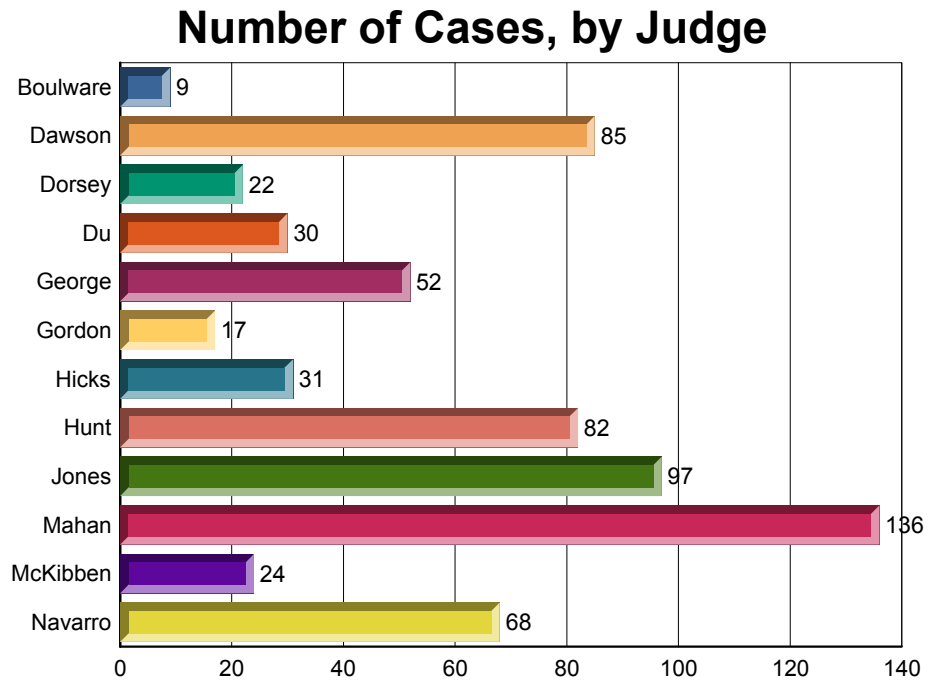
Total Trademark Cases, by Division



	Total
Las Vegas	605
Reno	48

Breakdown by Judge

The chart below illustrates the total number of trademark cases by active judges in the district.

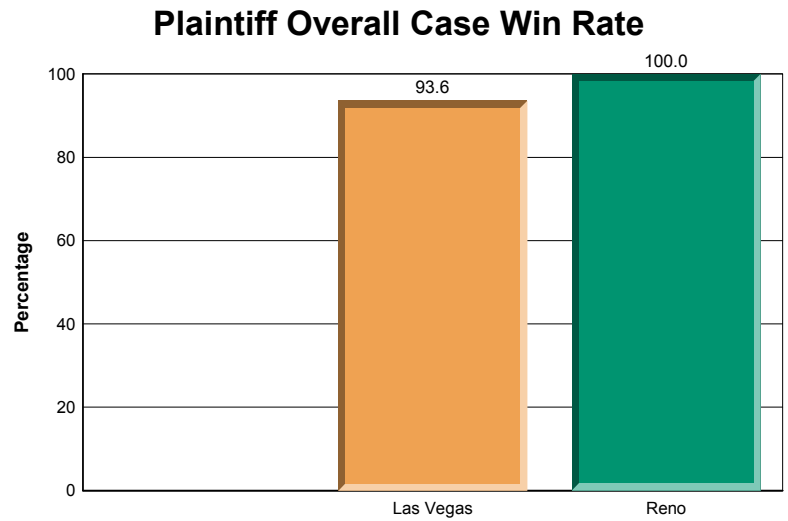


	Total
District	653
Boulware	9
Dawson	85
Dorsey	22
Du	30
George	52
Gordon	17
Hicks	31
Hunt	82
Jones	97
Mahan	136
McKibben	24
Navarro	68

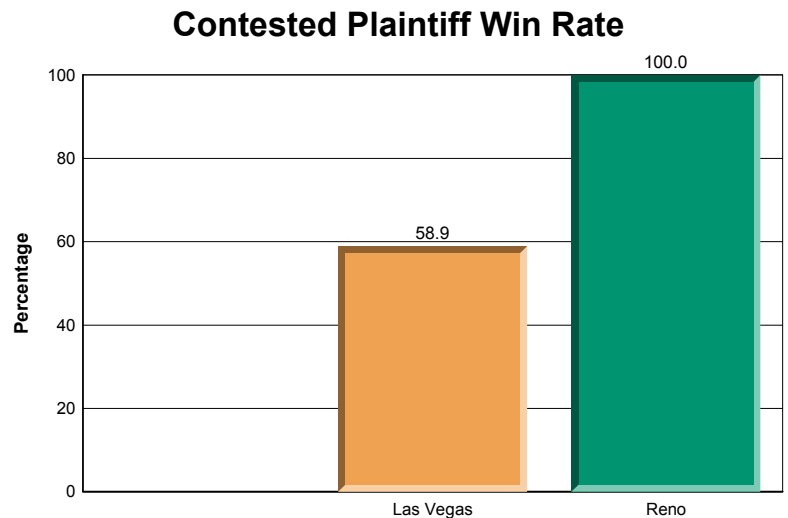
Divisional Comparisons

The overall plaintiff case win rate (includes consent and default judgments), contested win rate (does NOT include consent and default judgments), trial win rate, complete affirmance rate (appeals affirmed with no other action, divided by the total number of appeals except for dismissed and pending appeals), and average time to termination by judgment (includes consent and default judgments) are shown below for each division.

	Plaintiff Win Rate/ No. of Judgments	
District	93.8	218
Las Vegas	93.6	210
Reno	100.0	8

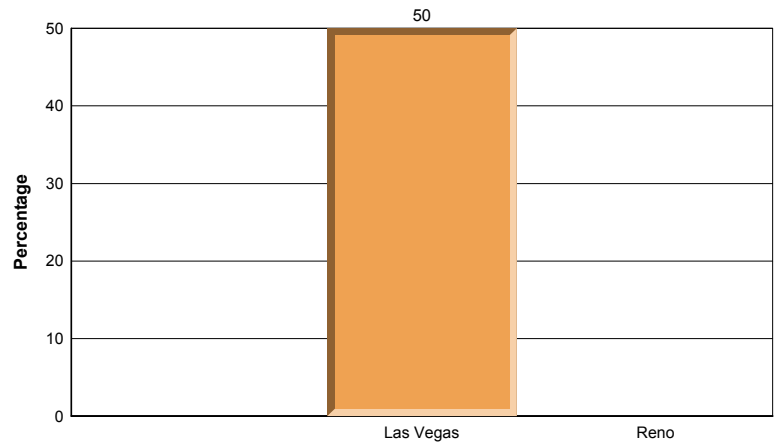


	Contested Win Rate/ Number Contested	
District	61.7	30
Las Vegas	58.9	28
Reno	100.0	2



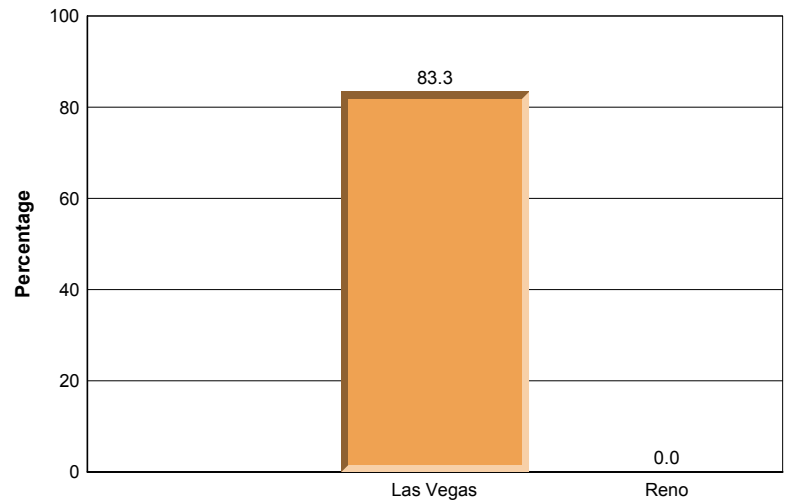
	Trial Win Rate/ Number of Trials	
District	50.0	2
Las Vegas	50.0	2

Plaintiff Trial Win Rate



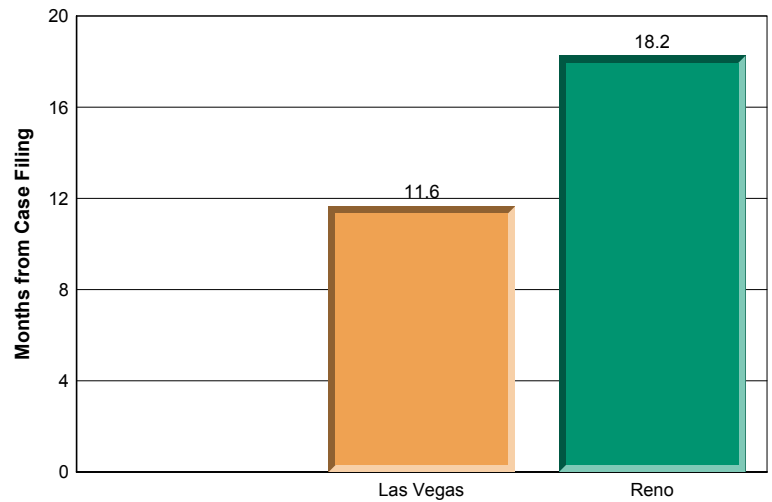
	Complete Aff. Rate/ Number of Appeals	
District	62.5	8
Las Vegas	83.3	6
Reno	0.0	2

Complete Affirmance Rate



	Time to Term./ Number of Judgmts.	
District	11.9	218
Las Vegas	11.6	210
Reno	18.2	8

Average Time to Termination by Judgment

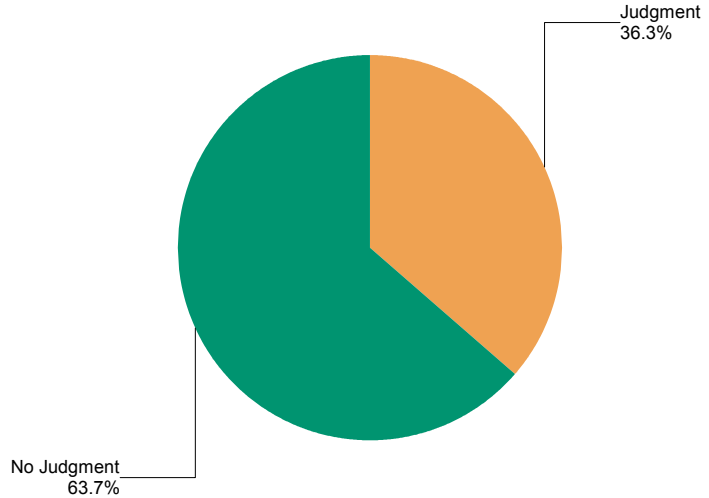


What are the Odds: Termination by Judgment

The percentage of closed trademark cases terminated by judgment are shown in the chart to the right.

Terminations by judgments include terminations resulting from trials, from dispositive summary judgment motions, from involuntary dismissals, from consent judgments, and from default judgments.

Cases Closed by Judgment

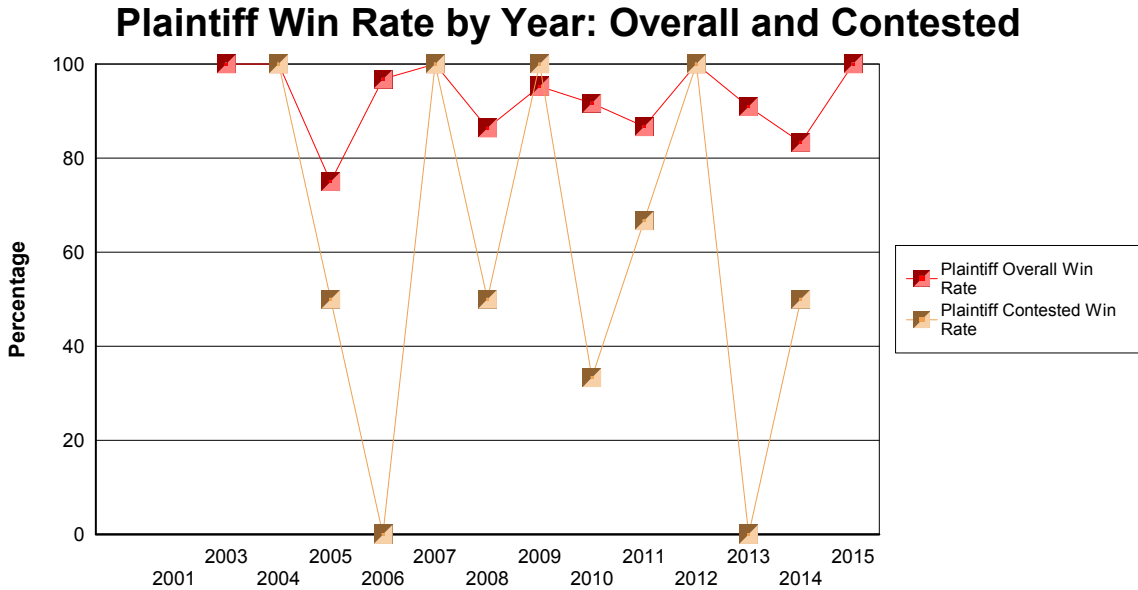


The number of judgments by each outcome, the overall plaintiff win rate, the contested plaintiff win rate, and the trial win rate for each outcome are shown below. Note that the overall win rate includes consent and default judgments, whereas the contested win rate does not include consent and default judgments.

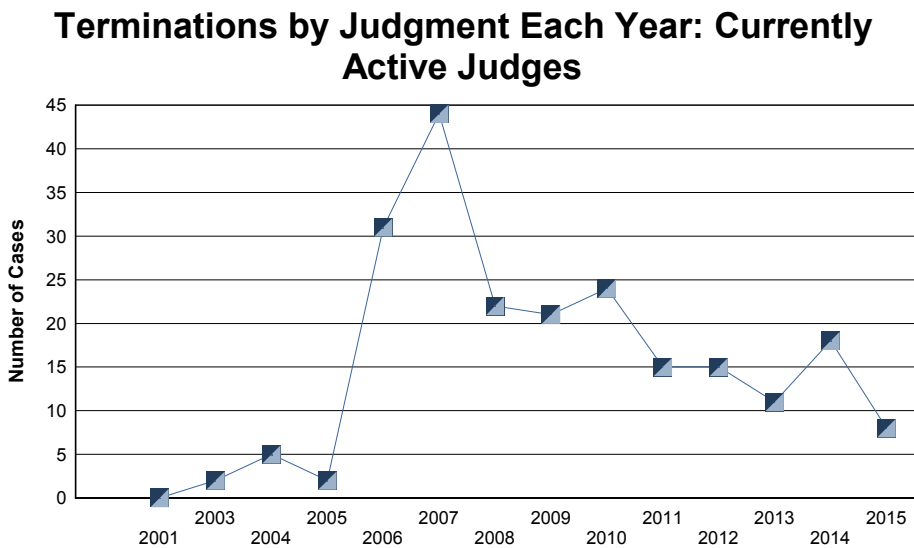
	Number of Judgments	Overall Win Rate	Contested Win Rate	Trial Win Rate
Bench Trial	1	0.0	0.0	0.0
Consent Judgment	40	97.5		
Default Judgment	148	99.3		
Involuntary Dismissal	3	0.0	0.0	
Jury Verdict	1	100.0	100.0	100.0
Other Termination	5	50.0	50.0	
Summary Judgment	20	75.0	75.0	

Win Rates by Year

The following chart shows the plaintiff overall win rate and contested win rate for the active judges in the Nevada District Court by year. The overall win rate should be compared with the historical nationwide overall win rate of 92%, and the contested win rate should be compared with the historical nationwide contested win rate of 47.4%. A chart with a considerable amount of "jitter" reflects relatively few data points. Note that the contested win rates are usually much lower than the overall win rates since they exclude consent and default judgments.



The total number of terminations by judgment per year by the currently active judges during the same period in the Nevada District Court is shown in the following chart:

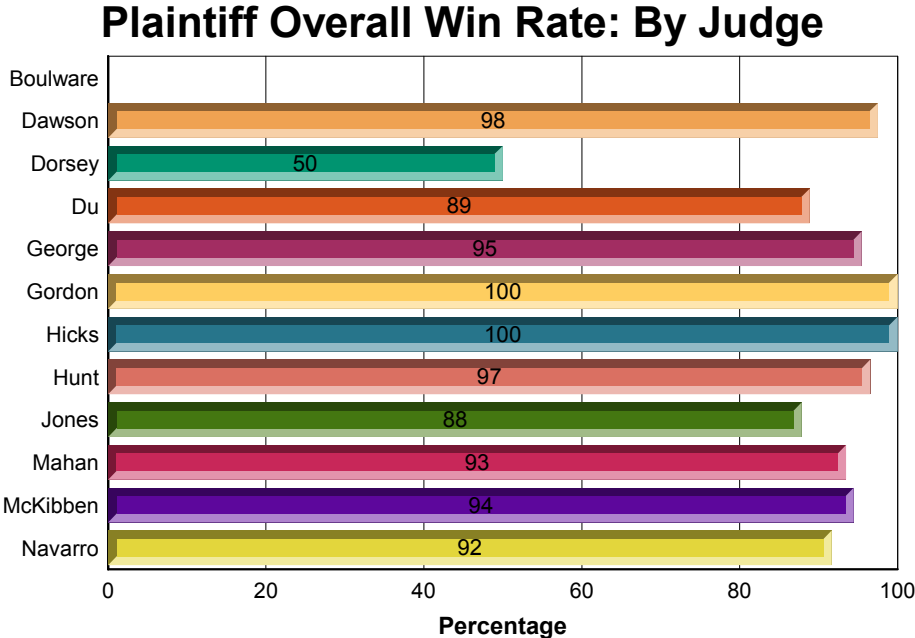


The actual number of judgments, number of plaintiff "wins", and the corresponding win rates are shown below. In this report, a judgment entered in favor of both the plaintiff and the defendant on their respective trademark claims is counted as "1/2" a win for each party. This could happen, for example, where the plaintiff files an infringement action, the defendant files an infringement counterclaim on its own trademarks, and both prevail on their respective claims.

	Plaintiff Wins	Total Decisions	Plaintiff Win Rate
2003	2	2	100.0
2004	5	5	100.0
2005	2	2	75.0
2006	30	31	96.8
2007	44	44	100.0
2008	19	22	86.4
2009	20	21	95.2
2010	22	24	91.7
2011	13	15	86.7
2012	15	15	100.0
2013	10	11	90.9
2014	15	18	83.3
2015	8	8	100.0

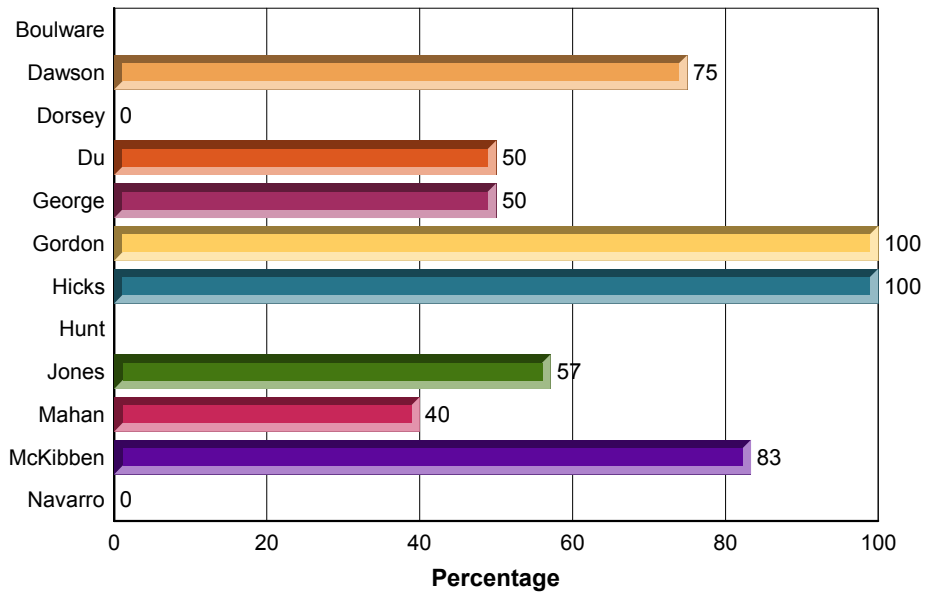
Plaintiff Overall and Contested Win Rates: By Judge

The overall plaintiff win rate varies significantly from judge to judge over the period covered by this report. The chart below illustrates these win rates for these judges. The win rate for judges with no terminations by



The plaintiff contested win rate for these judges is shown below. Note that contested win rates do not include consent and default judgments. The win rate for judges with no contested judgments is left blank.

Plaintiff Contested Win Rate: By Judge



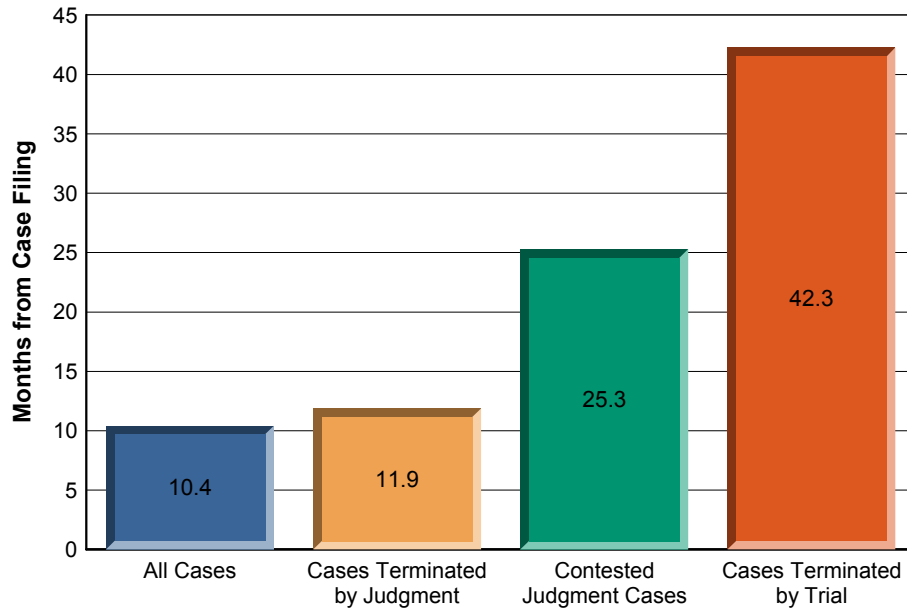
The table below includes the plaintiff overall and contested win rates for each active judge, along with the number of terminations by judgment and by contested judgment by that judge in trademark cases during the period covered by this report.

	Overall Win Rate	Number of Judgments	Contested Win Rate	Contested Judgments
Total	93.8	218	61.7	30
Boulware		0		0
Dawson	97.5	40	75.0	4
Dorsey	50.0	2	0.0	1
Du	88.9	9	50.0	2
George	95.5	22	50.0	2
Gordon	100.0	7	100.0	1
Hicks	100.0	9	100.0	4
Hunt	96.6	29		0
Jones	87.9	33	57.1	7
Mahan	93.5	46	40.0	5
McKibben	94.4	9	83.3	3
Navarro	91.7	12	0.0	1

How Long? Time to Termination

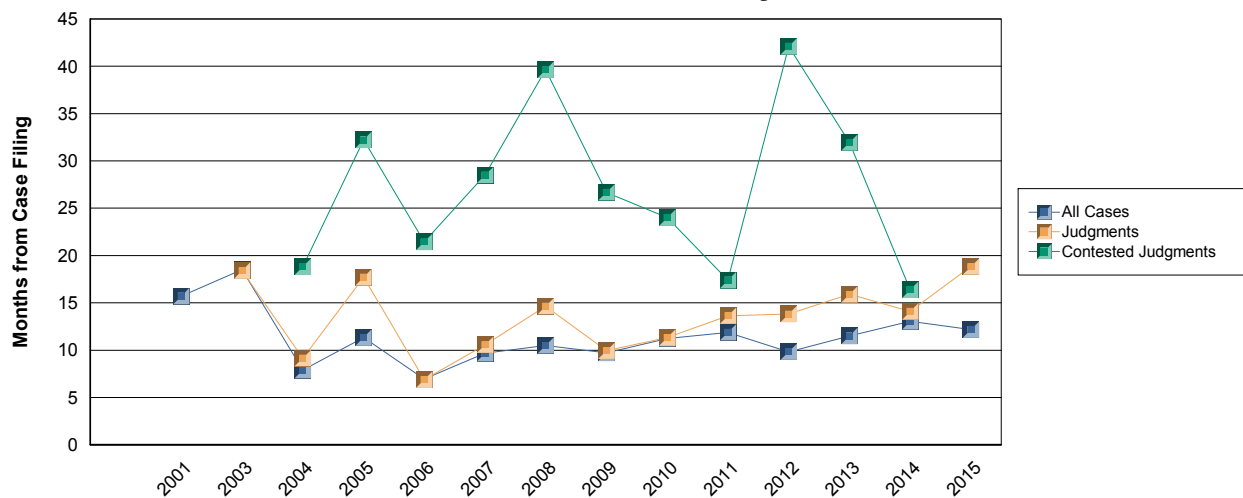
The average time from case filing to termination for all closed cases, for all cases terminated by judgment, for all cases terminated by contested judgment, and for all cases terminated by trial covered by this report are shown below.

Time to Termination



The average time from case filing to termination for all closed cases by year, for all cases terminated by judgment, for all cases terminated by contested judgment, and for all cases terminated by trial covered by this report are shown below.

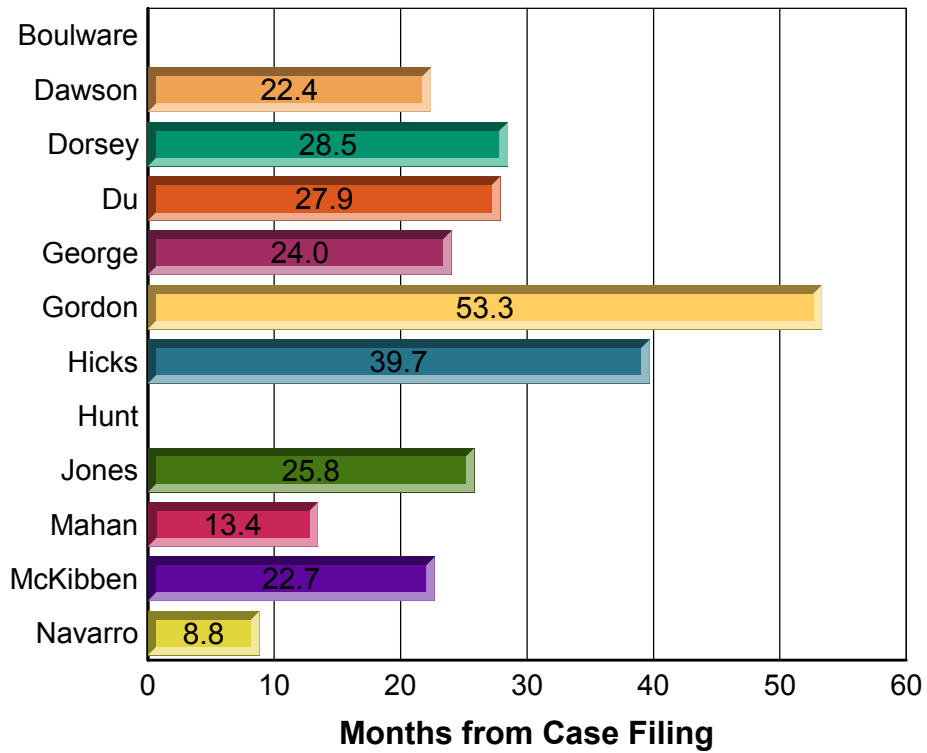
Time to Termination By Year



Time to Contested Judgment: By Judge

The average time from case filing to contested judgment for the active judges in this district is shown in the chart below.

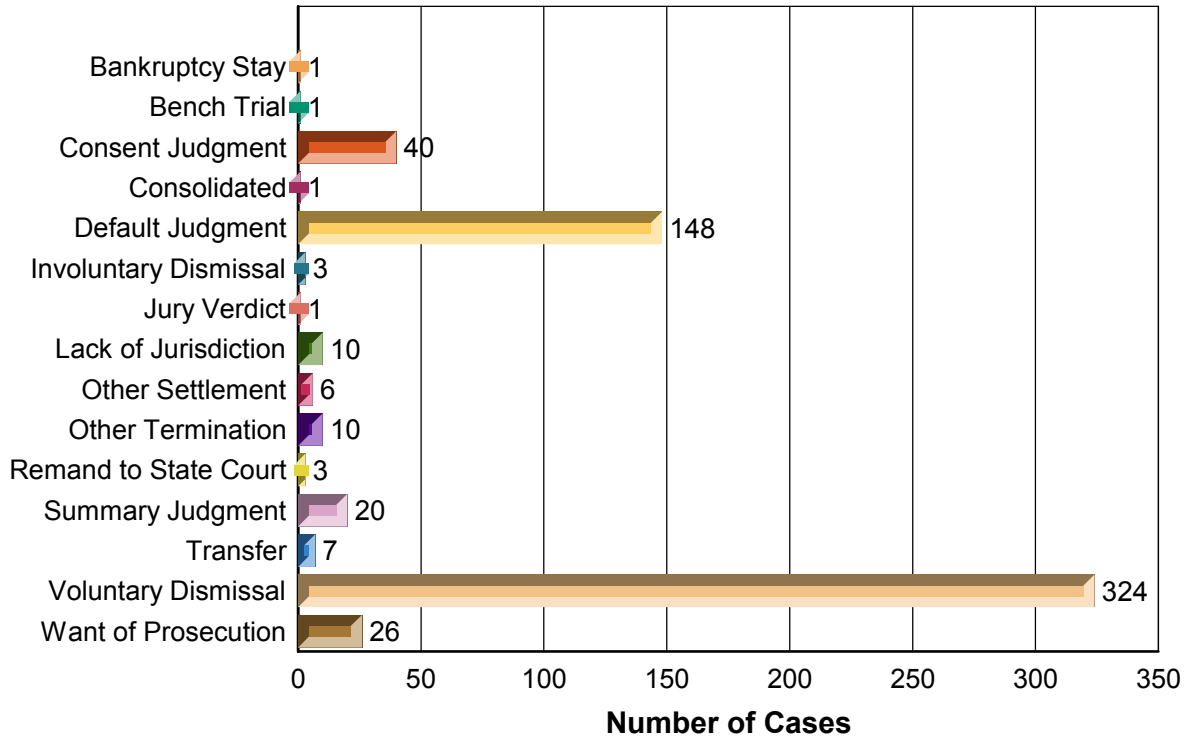
Average Time to Contested Judgment: By Judge



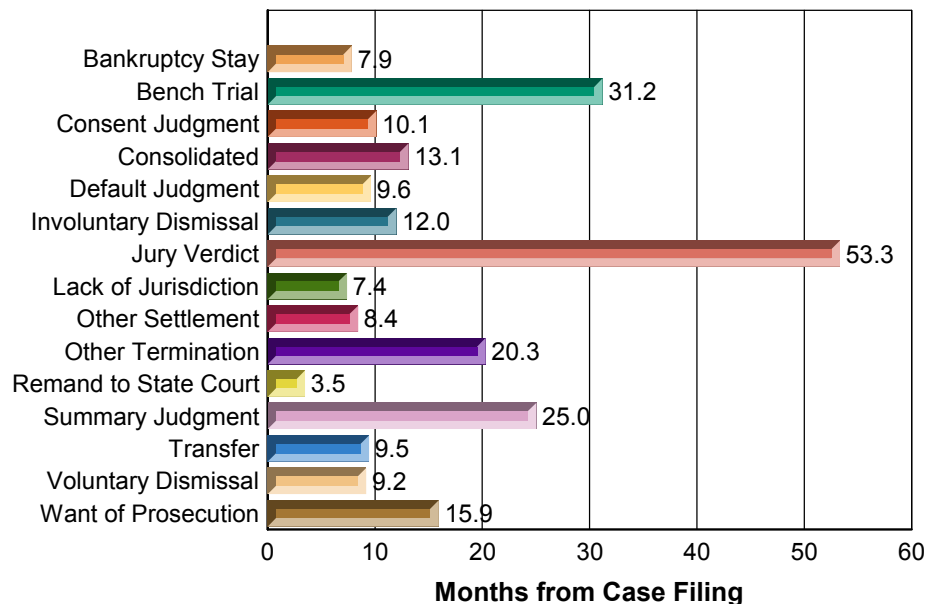
Average Time to Termination by Case Outcomes

The number of cases terminated by each outcome for the active judges in this district is shown in the chart below, and the average time to termination for each outcome is shown in the second chart below.

Case Outcomes



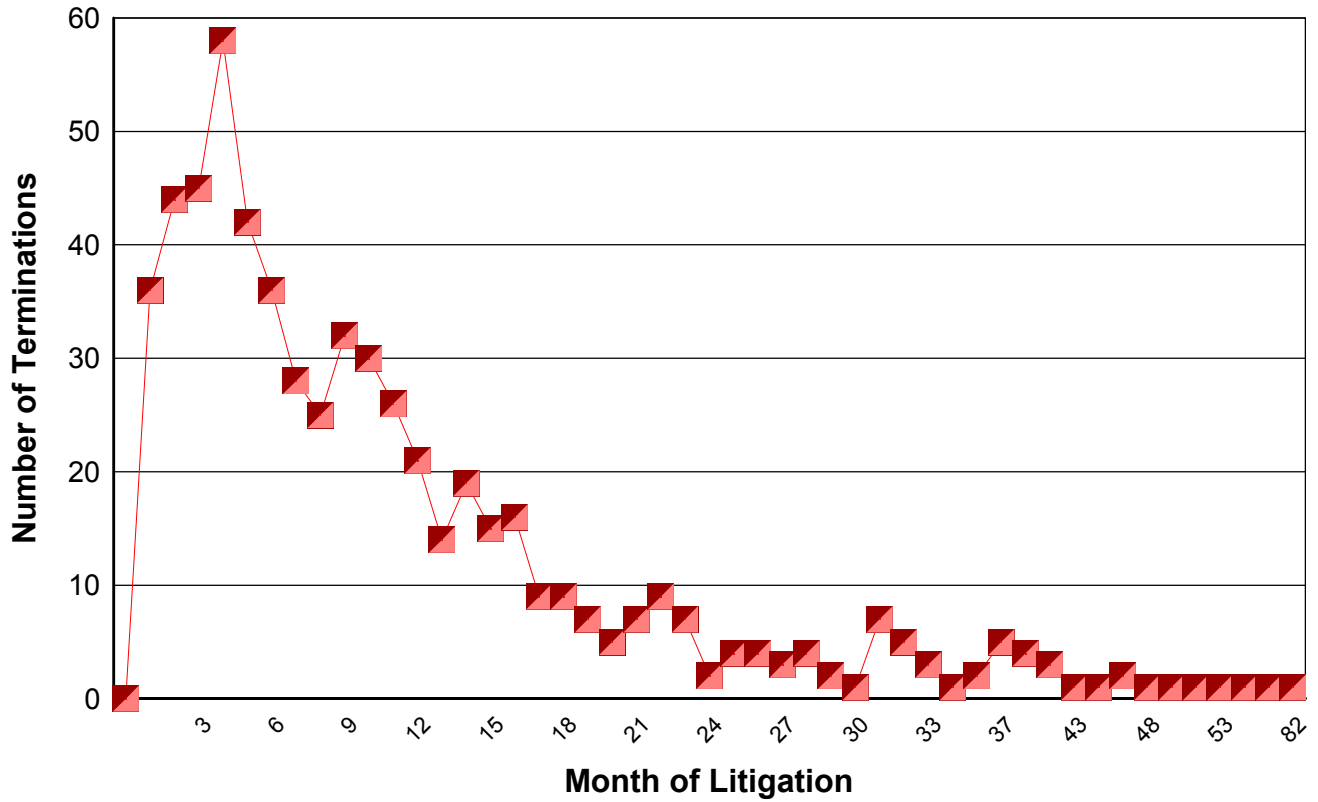
Average Time to Termination by Outcome



Termination by Month of Litigation

An overview of when terminations typically occur is found in the following chart, which shows the number of trademark cases in the Nevada District Court that were terminated each month of litigation. The first month of litigation is labeled "1", etc. Months with no case terminations are omitted from the chart.

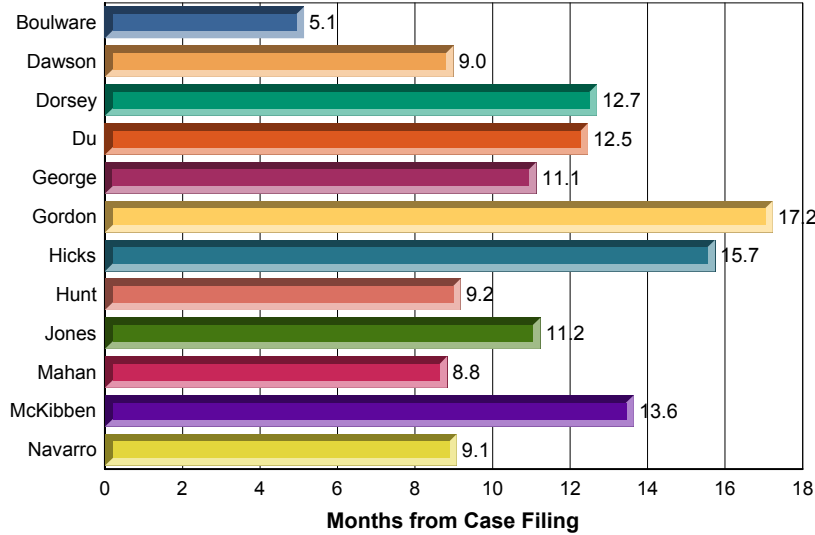
Closed Cases Each Month



Average Pendency for All Cases: By Judge

The variation in pendency for all closed cases is shown below.

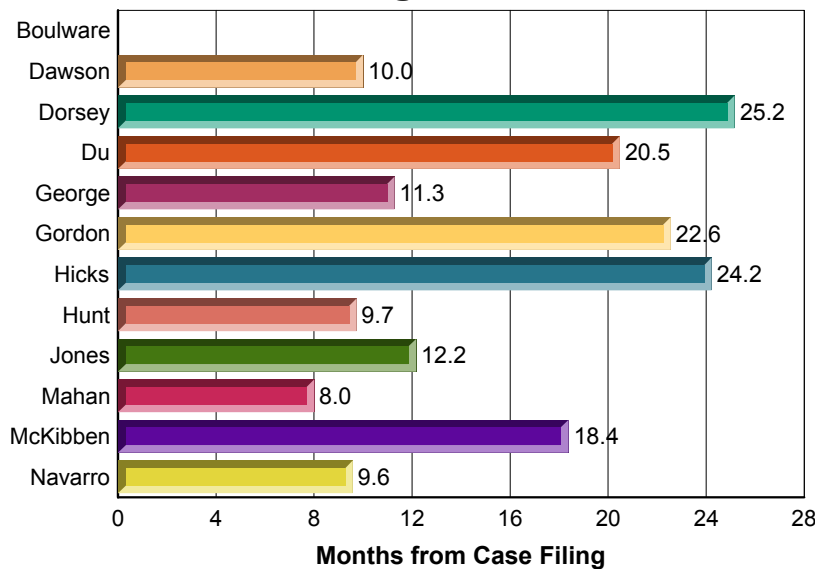
Average Time to Termination for All Cases



Average Pendency for Cases Terminated by Judgment: By Judge

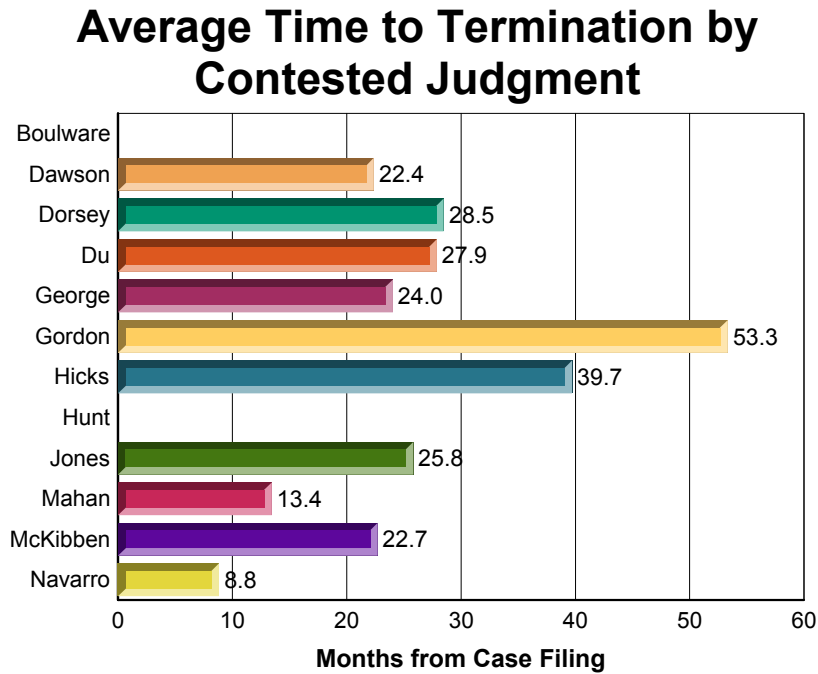
The variation in pendency for all cases terminated by judgment is shown below.

Average Time to Termination by Judgment



Average Pendency for Cases Terminated by Contested Judgment: By Judge

The variation in pendency for all cases terminated by contested judgment is shown below.



Case and Judgment Outcomes

The number of outcomes by judgment, the plaintiff win rate for those outcomes, and the average time to termination for those outcomes for this court are shown below, broken out by type of outcome.

	Number of Judgments	Pltf. Win Rate	Average Time to Termination
Total	218	93.8	11.9
Bench Trial	1	0.0	31.2
Consent Judgment	40	97.5	10.1
Default Judgment	148	99.3	9.6
Involuntary Dismissal	3	0.0	12.0
Jury Verdict	1	100.0	53.3
Other Termination	5	50.0	27.5
Summary Judgment	20	75.0	25.0

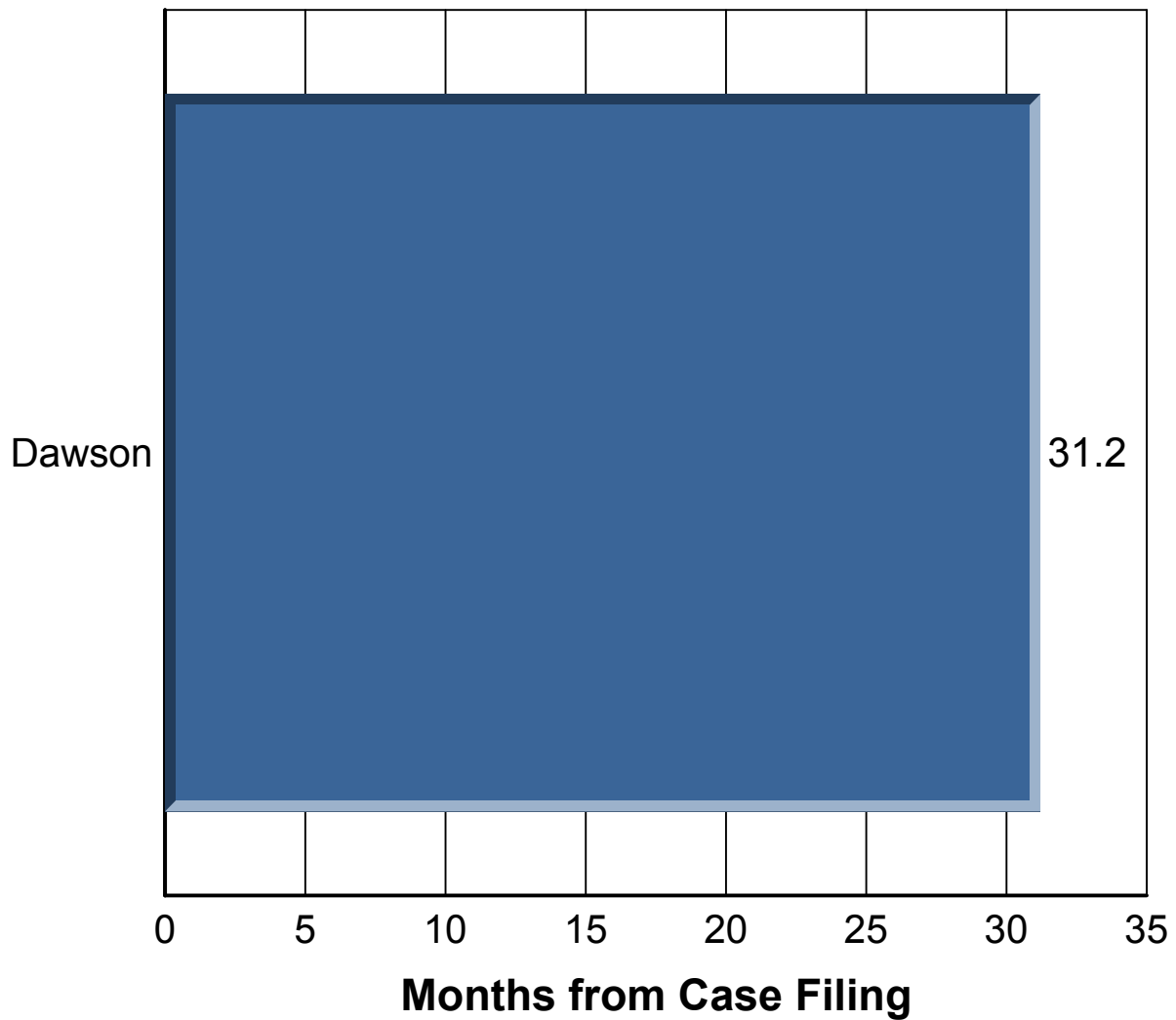
Detailed information about these cases, broken out by type of outcome, is shown in the following sections.

Bench Trial

The number of Bench Trial outcomes and the average time to termination by that outcome are shown below for the district and for each judge who has at least one such outcome.

Average Time to Termination

For Bench Trial

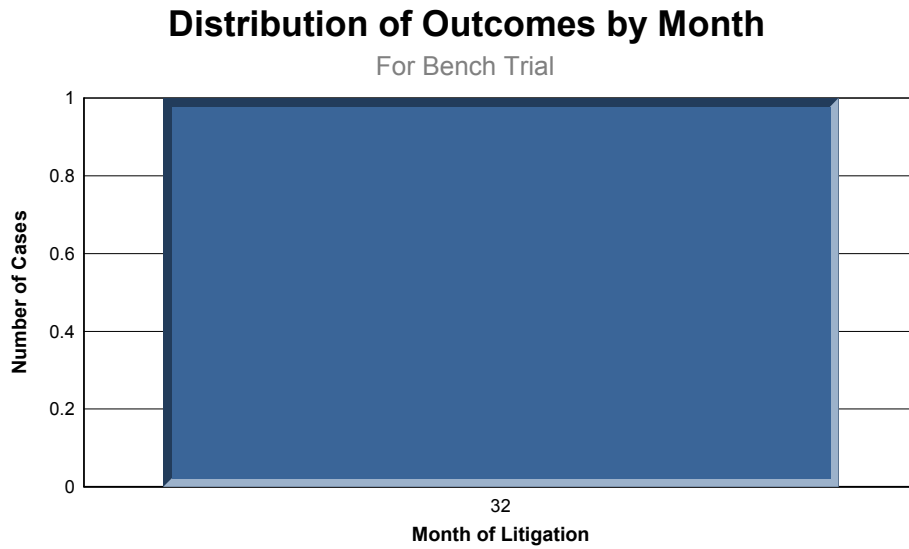


Bench Trial

	Average Time to Termination	Number of Cases
District	31.2	1
Dawson	31.2	1

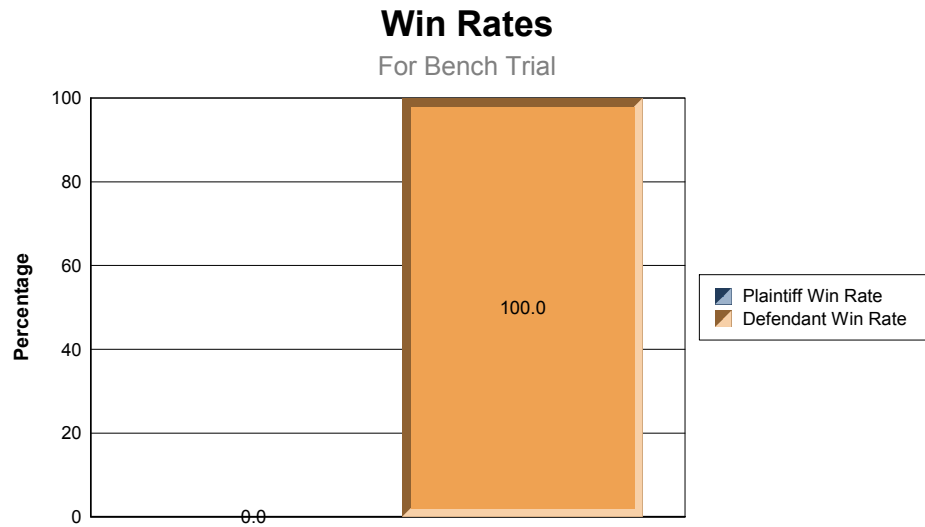
Bench Trial

The distribution of these outcomes by month of litigation is shown below. Months with no outcomes are omitted from the chart.



Bench Trial

The plaintiff and defendant win rates for cases with this outcome are shown below for the judges and the district as a whole.



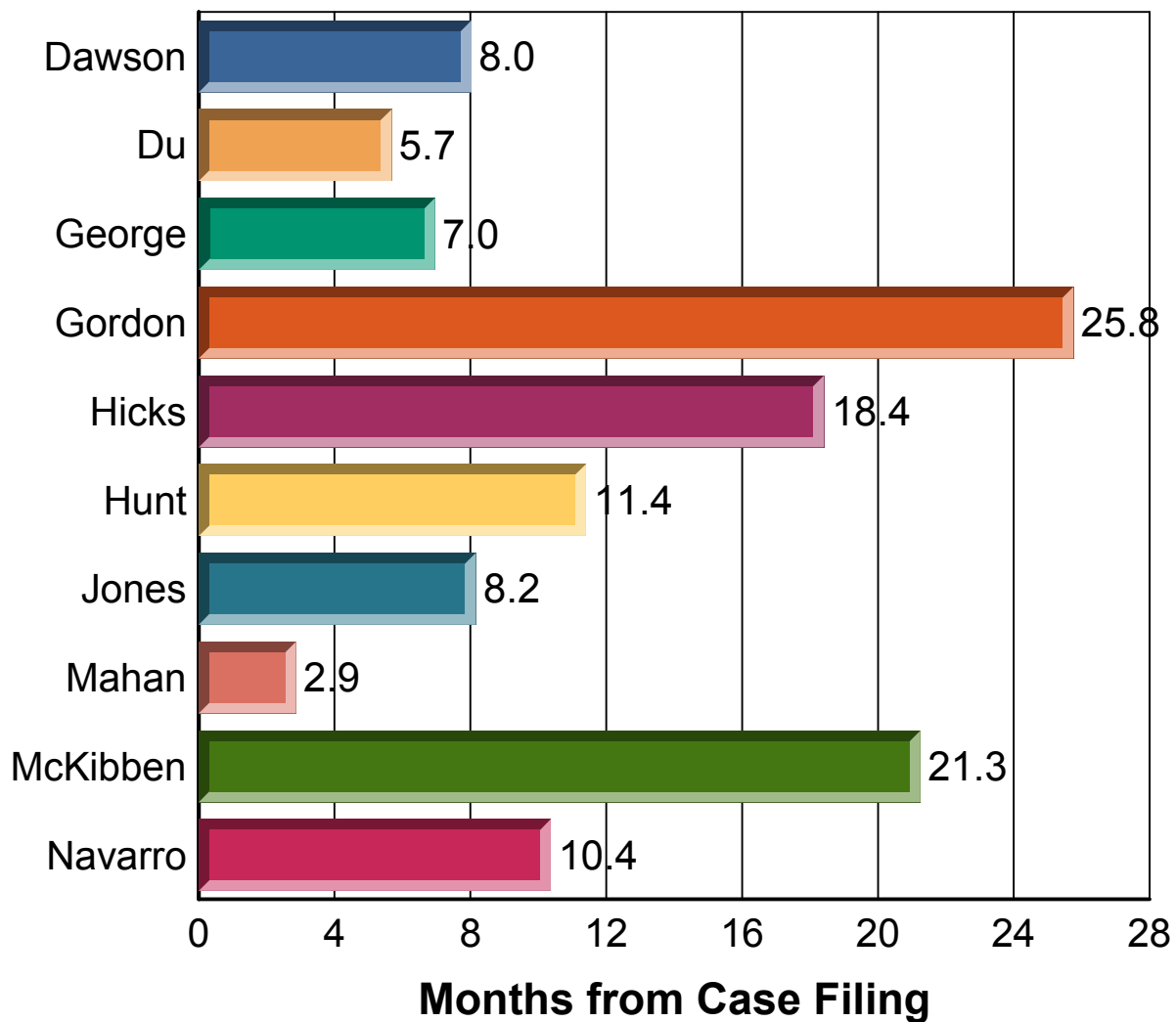
Bench Trial

<u>Case Number</u>	<u>Judge</u>	<u>Prevailing Party</u>	<u>Pendency</u>	<u>Case Name</u>
2:07cv00863	Dawson	Defendant	31.2	Liu v. Watec America Corp.

Consent Judgment

The number of Consent Judgment outcomes and the average time to termination by that outcome are shown below for the district and for each judge who has at least one such outcome.

Average Time to Termination For Consent Judgment

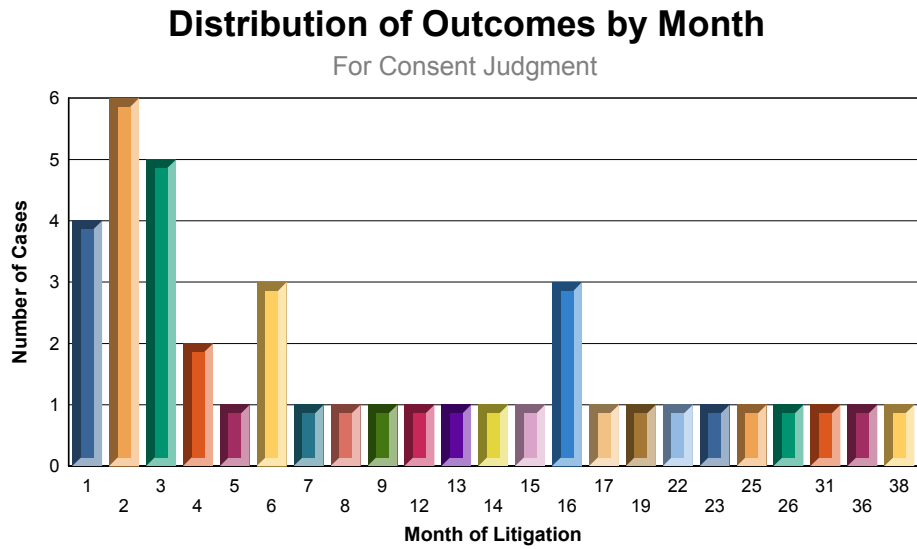


Consent Judgment

	Average Time to Termination	Number of Cases
District	10.1	40
Dawson	8.0	7
Du	5.7	1
George	7.0	4
Gordon	25.8	2
Hicks	18.4	2
Hunt	11.4	7
Jones	8.2	4
Mahan	2.9	7
McKibben	21.3	3
Navarro	10.4	3

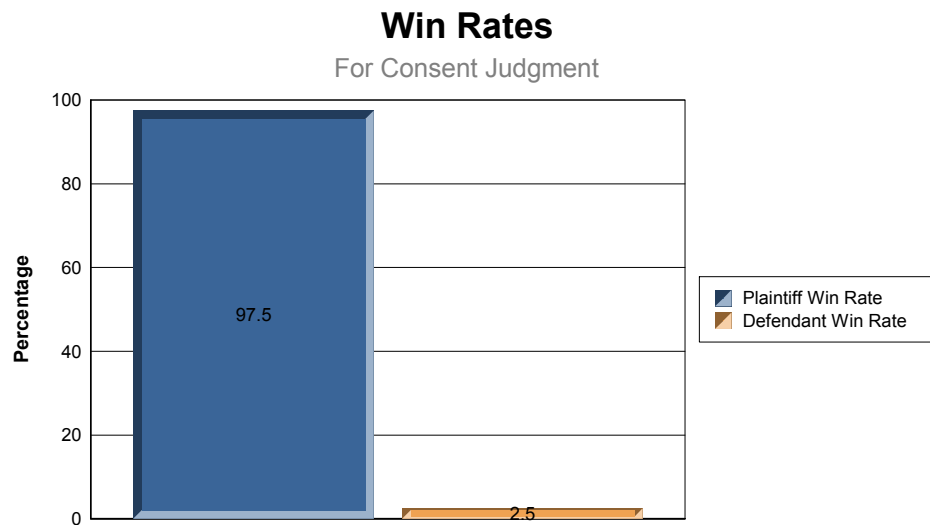
Consent Judgment

The distribution of these outcomes by month of litigation is shown below. Months with no outcomes are omitted from the chart.



Consent Judgment

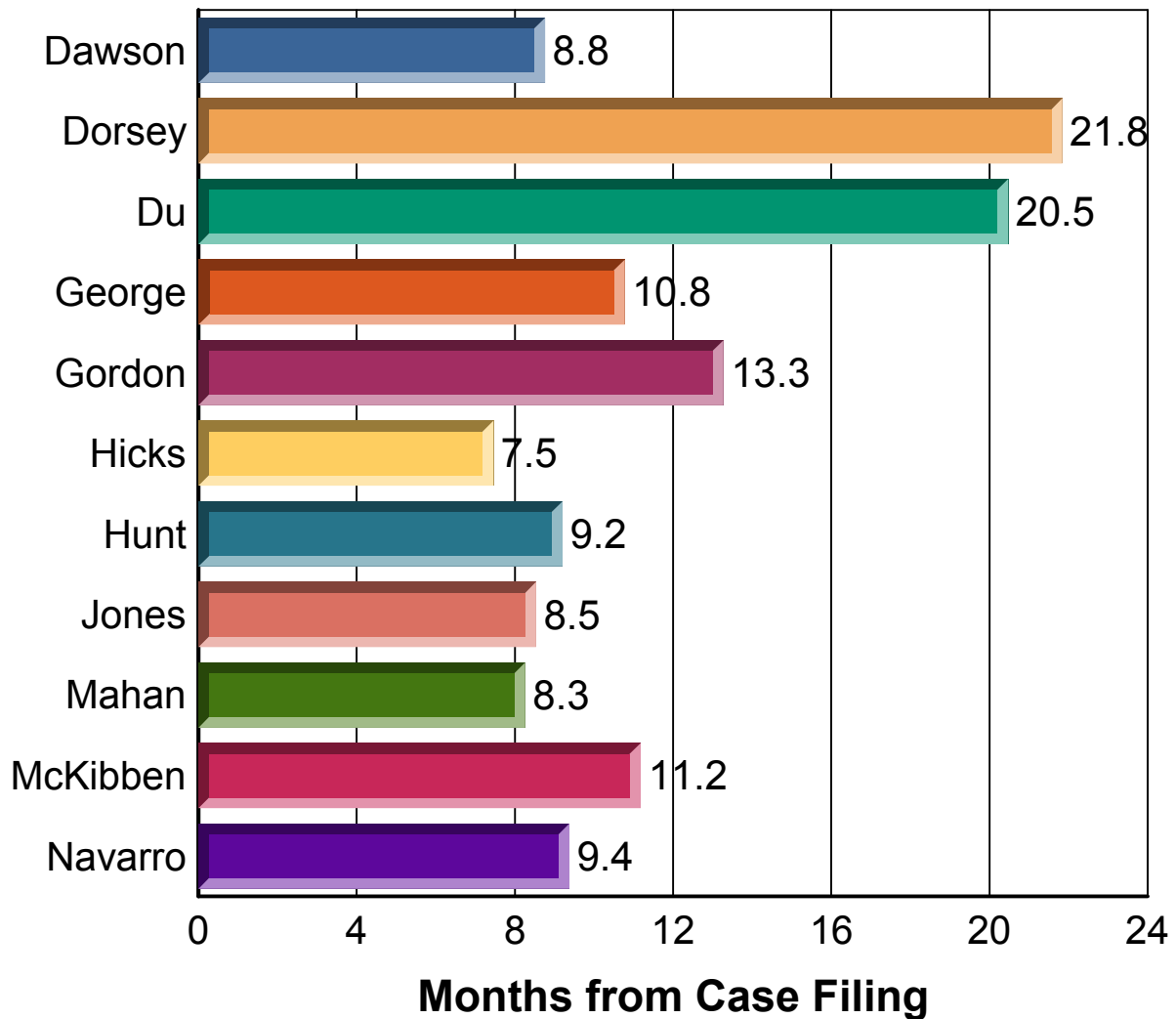
The plaintiff and defendant win rates for cases with this outcome are shown below for the judges and the district as a whole.



Default Judgment

The number of Default Judgment outcomes and the average time to termination by that outcome are shown below for the district and for each judge who has at least one such outcome.

Average Time to Termination For Default Judgment

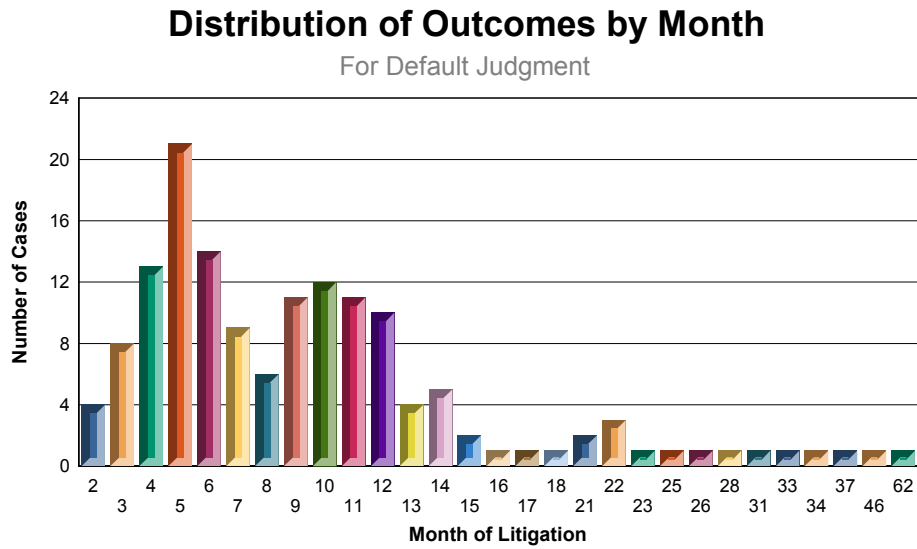


Default Judgment

	Average Time to Termination	Number of Cases
District	9.6	148
Dawson	8.8	29
Dorsey	21.8	1
Du	20.5	6
George	10.8	16
Gordon	13.3	4
Hicks	7.5	3
Hunt	9.2	22
Jones	8.5	22
Mahan	8.3	34
McKibben	11.2	3
Navarro	9.4	8

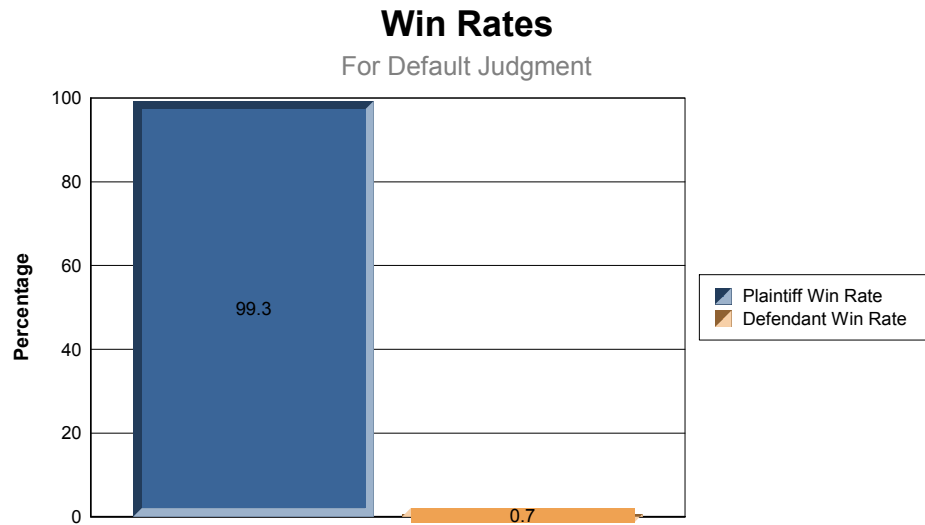
Default Judgment

The distribution of these outcomes by month of litigation is shown below. Months with no outcomes are omitted from the chart.



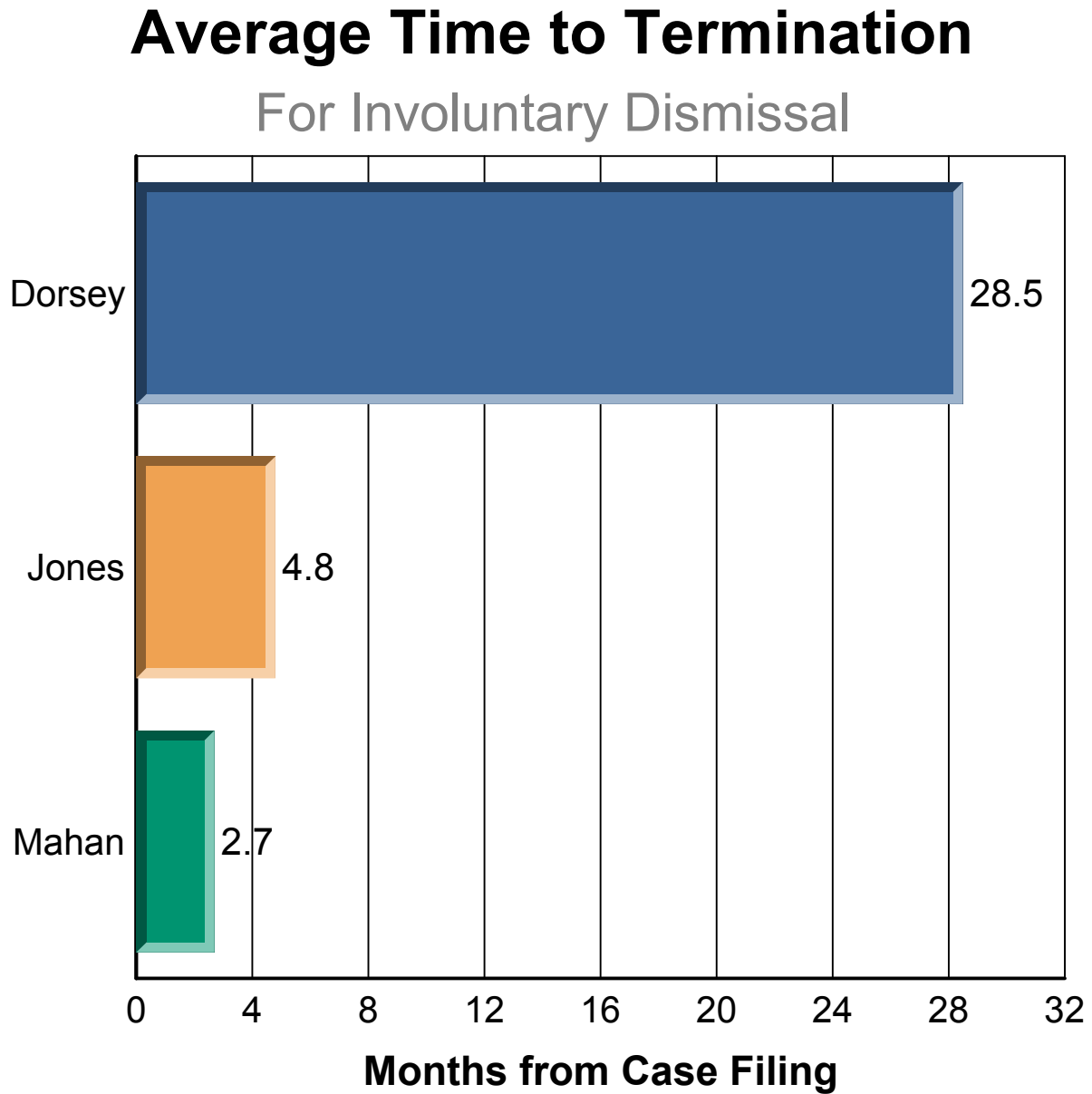
Default Judgment

The plaintiff and defendant win rates for cases with this outcome are shown below for the judges and the district as a whole.



Involuntary Dismissal

The number of Involuntary Dismissal outcomes and the average time to termination by that outcome are shown below for the district and for each judge who has at least one such outcome.

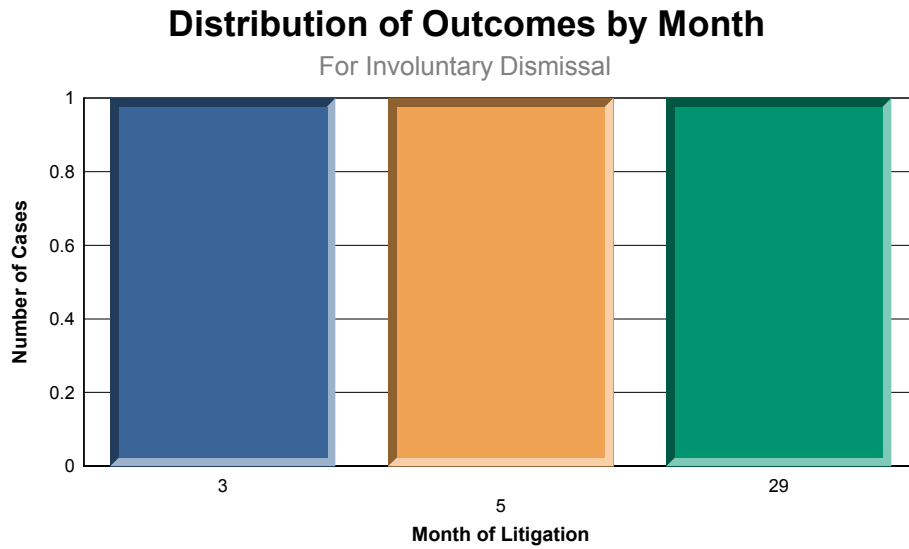


Involuntary Dismissal

	Average Time to Termination	Number of Cases
District	12.0	3
Dorsey	28.5	1
Jones	4.8	1
Mahan	2.7	1

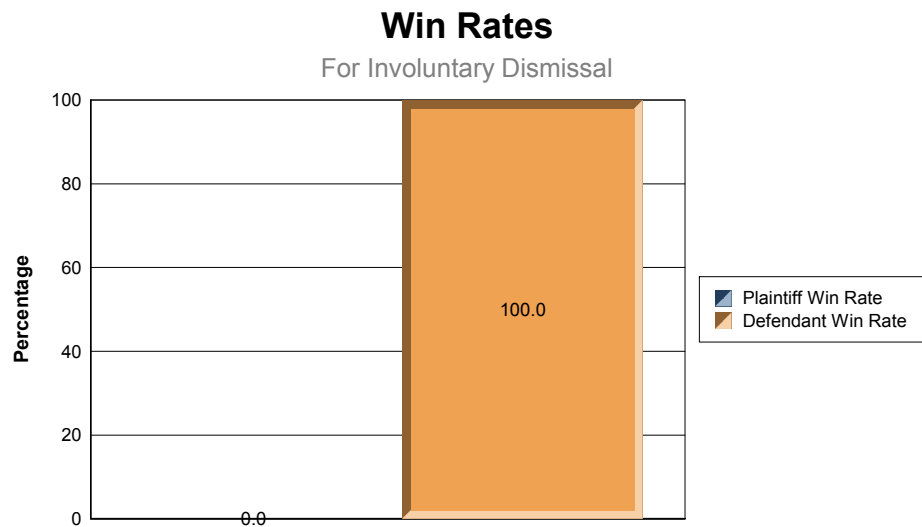
Involuntary Dismissal

The distribution of these outcomes by month of litigation is shown below. Months with no outcomes are omitted from the chart.



Involuntary Dismissal

The plaintiff and defendant win rates for cases with this outcome are shown below for the judges and the district as a whole.



Involuntary Dismissal

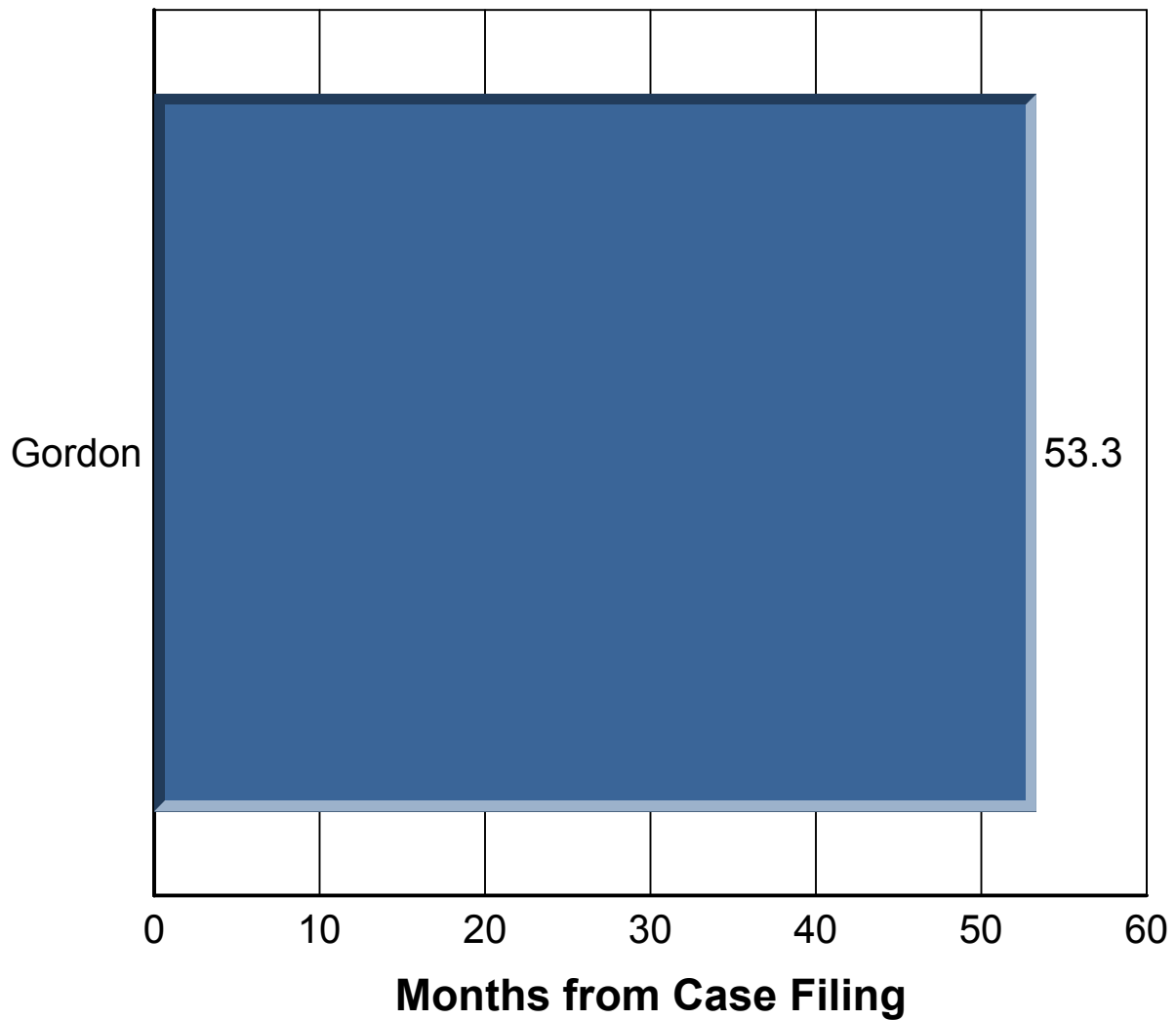
<u>Case Number</u>	<u>Judge</u>	<u>Prevailing Party</u>	<u>Pendency</u>	<u>Case Name</u>
2:07cv01635	Mahan	Defendant	2.7	Lyons v. Way et al
2:14cv00932	Jones	Defendant	4.8	Best Odds Corp v. iBus Media Limited et al
2:12cv01216	Dorsey	Defendant	28.5	LT Game International Ltd. v. Shuffle Master, Inc.

Jury Verdict

The number of Jury Verdict outcomes and the average time to termination by that outcome are shown below for the district and for each judge who has at least one such outcome.

Average Time to Termination

For Jury Verdict

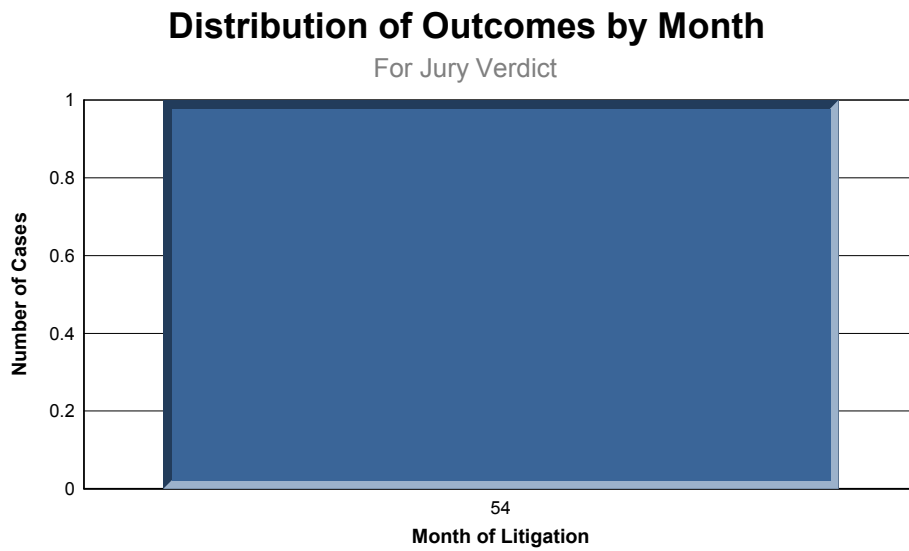


Jury Verdict

	Average Time to Termination	Number of Cases
District	53.3	1
Gordon	53.3	1

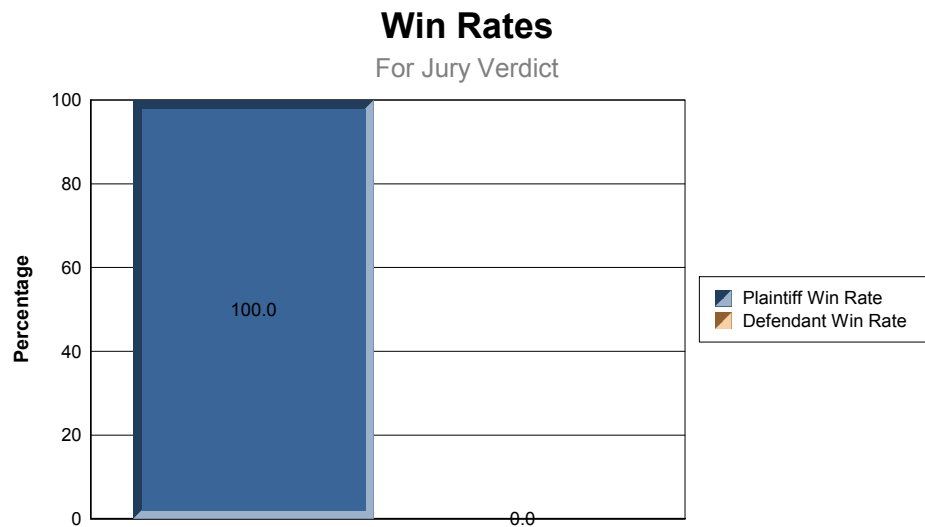
Jury Verdict

The distribution of these outcomes by month of litigation is shown below. Months with no outcomes are omitted from the chart.



Jury Verdict

The plaintiff and defendant win rates for cases with this outcome are shown below for the judges and the district as a whole.



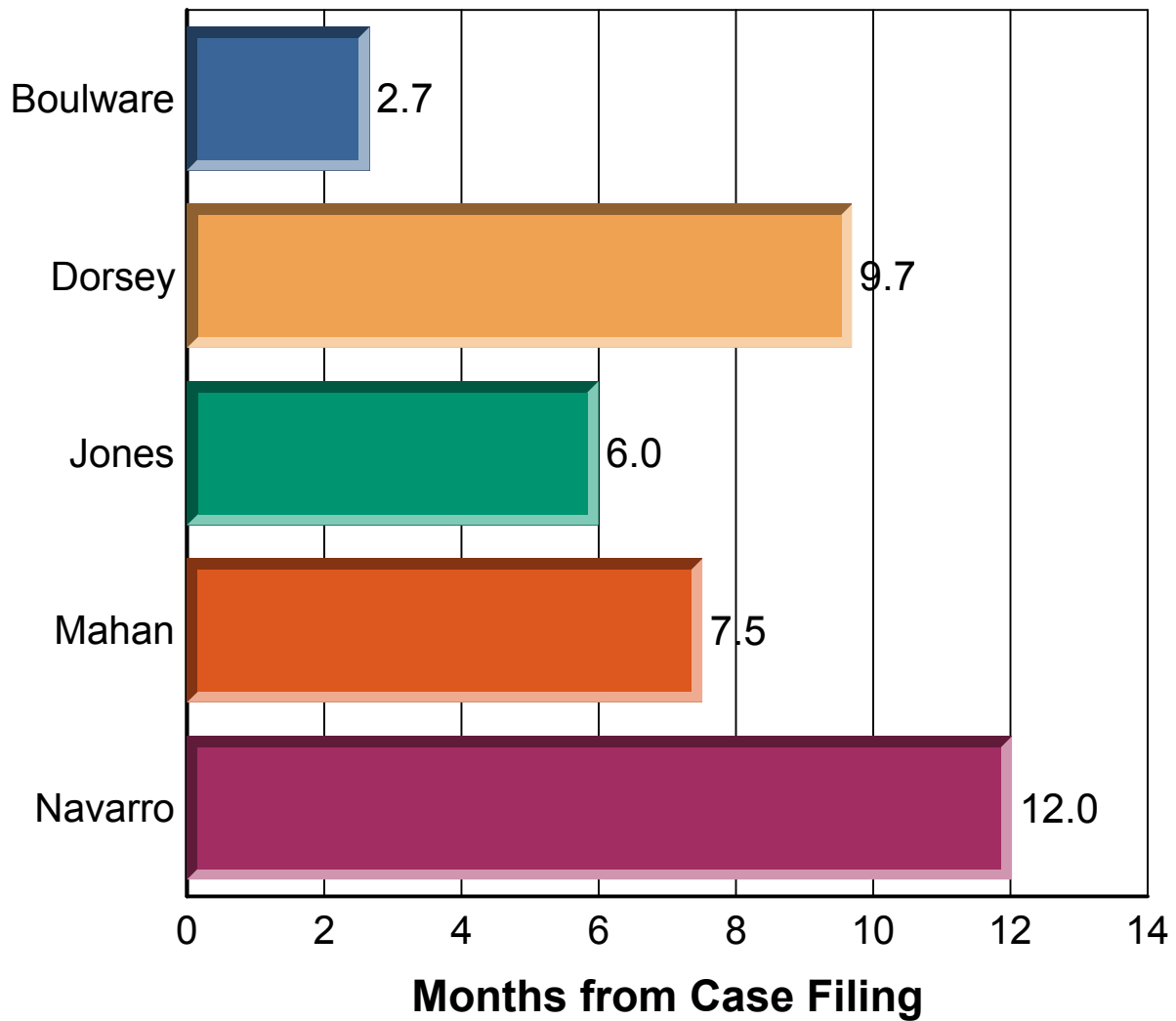
Jury Verdict

<u>Case Number</u>	<u>Judge</u>	<u>Prevailing Party</u>	<u>Pendency</u>	<u>Case Name</u>
2:08cv00105	Gordon	Plaintiff	53.3	Fifty-Six Hope Road Music, Ltd. et al v. AVELA., Inc. et al

Lack of Jurisdiction

The number of Lack of Jurisdiction outcomes and the average time to termination by that outcome are shown below for the district and for each judge who has at least one such outcome.

Average Time to Termination For Lack of Jurisdiction

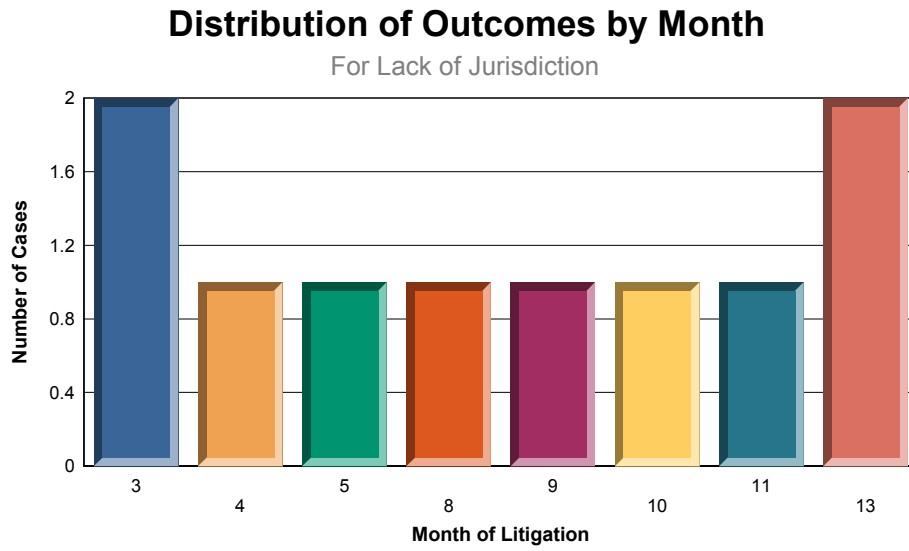


Lack of Jurisdiction

	Average Time to Termination	Number of Cases
District	7.4	10
Boulware	2.7	1
Dorsey	9.7	1
Jones	6.0	2
Mahan	7.5	5
Navarro	12.0	1

Lack of Jurisdiction

The distribution of these outcomes by month of litigation is shown below. Months with no outcomes are omitted from the chart.

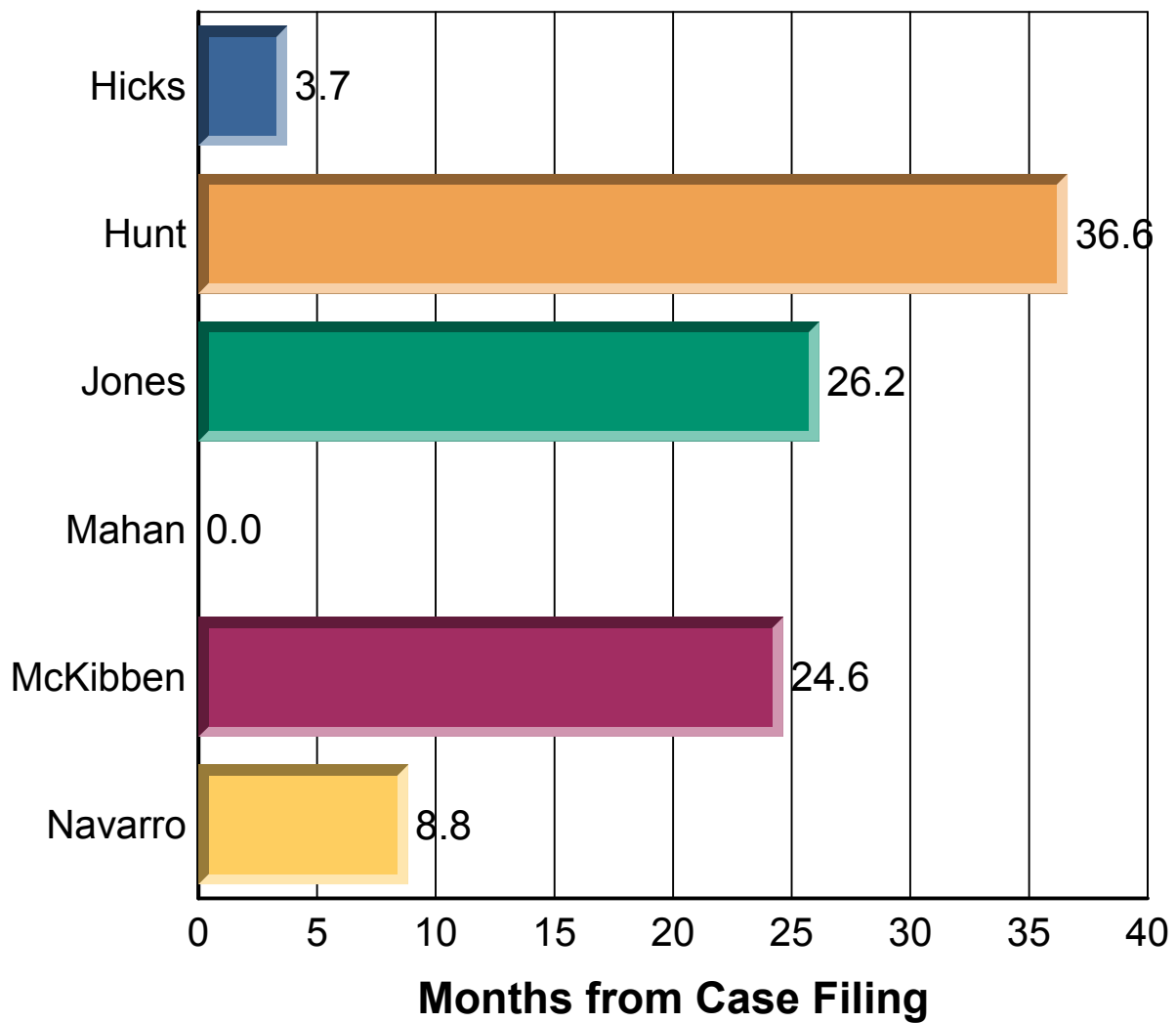


Other Termination

The number of Other Termination outcomes and the average time to termination by that outcome are shown below for the district and for each judge who has at least one such outcome.

Average Time to Termination

For Other Termination

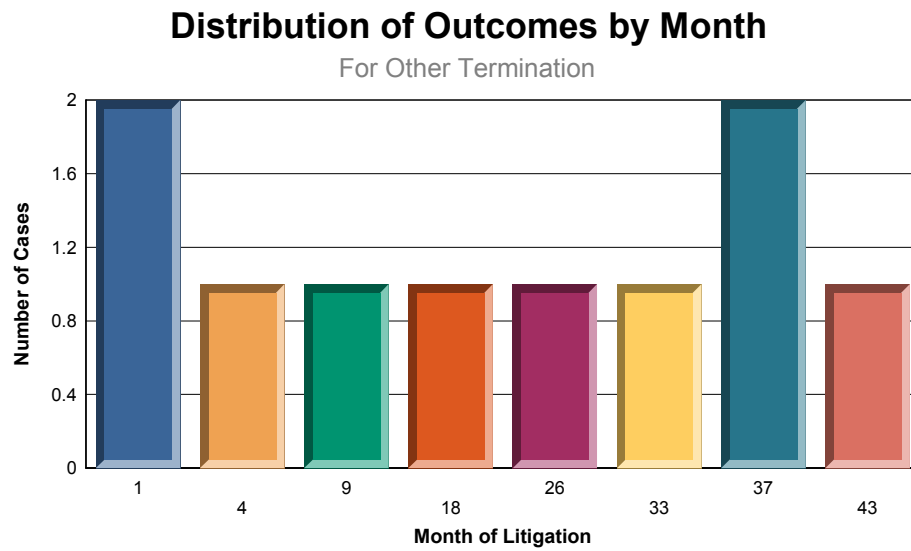


Other Termination

	Average Time to Termination	Number of Cases
District	20.3	10
Hicks	3.7	1
Hunt	36.6	1
Jones	26.2	4
Mahan	0.0	1
McKibben	24.6	2
Navarro	8.8	1

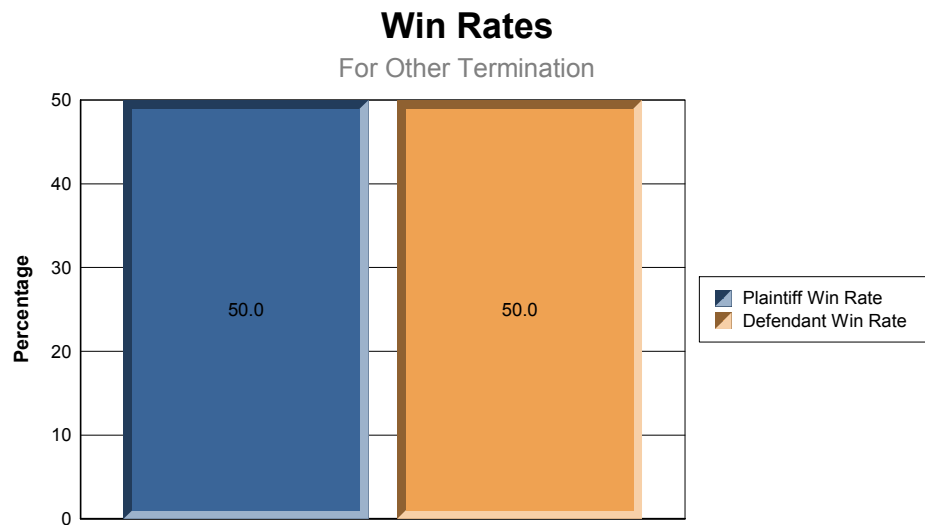
Other Termination

The distribution of these outcomes by month of litigation is shown below. Months with no outcomes are omitted from the chart.



Other Termination

The plaintiff and defendant win rates for cases with this outcome are shown below for the judges and the district as a whole.



Other Termination

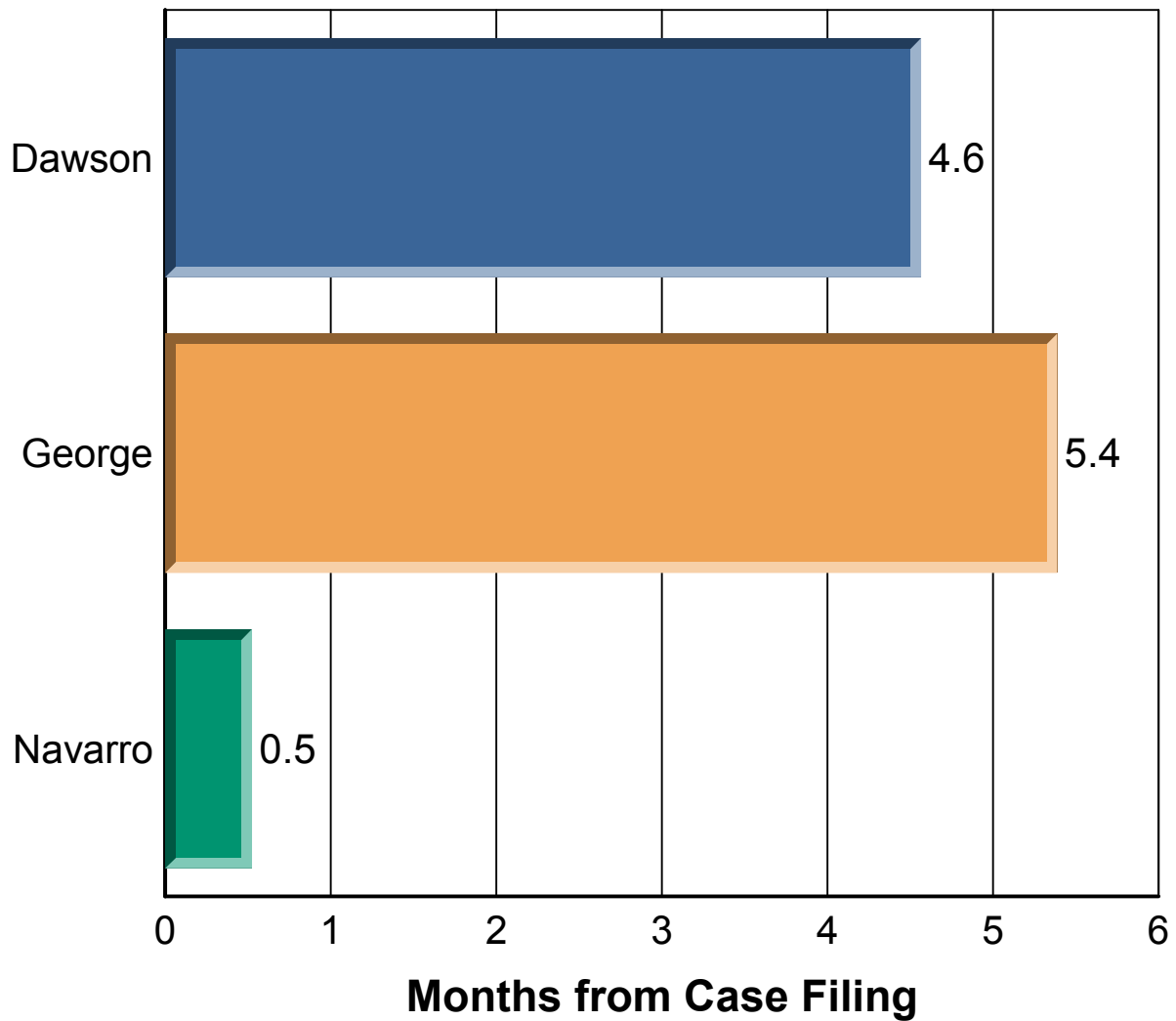
<u>Case Number</u>	<u>Judge</u>	<u>Prevailing Party</u>	<u>Pendency</u>	<u>Case Name</u>
2:14cv00054	Navarro	Defendant	8.8	SIPP International Industries, Inc. v. Pearson et al
2:09cv02240	McKibben	Plaintiff	17.1	Bellagio, LLC. et al v. Torino et al
2:03cv00402	McKibben	Both	32.2	CALCAP LTD., et al. v. RIVIERA HOTEL AND CASINO, et al.
2:05cv01084	Jones	Defendant	36.6	Clover Gifts, Inc., etal VS Airs Fragrance Products, Inc., etal
2:06cv00575	Jones	Plaintiff	43.0	General Cigar Co., Inc. v. Cohiba Caribbean's Finest Inc. et al

Remand to State Court

The number of Remand to State Court outcomes and the average time to termination by that outcome are shown below for the district and for each judge who has at least one such outcome.

Average Time to Termination

For Remand to State Court

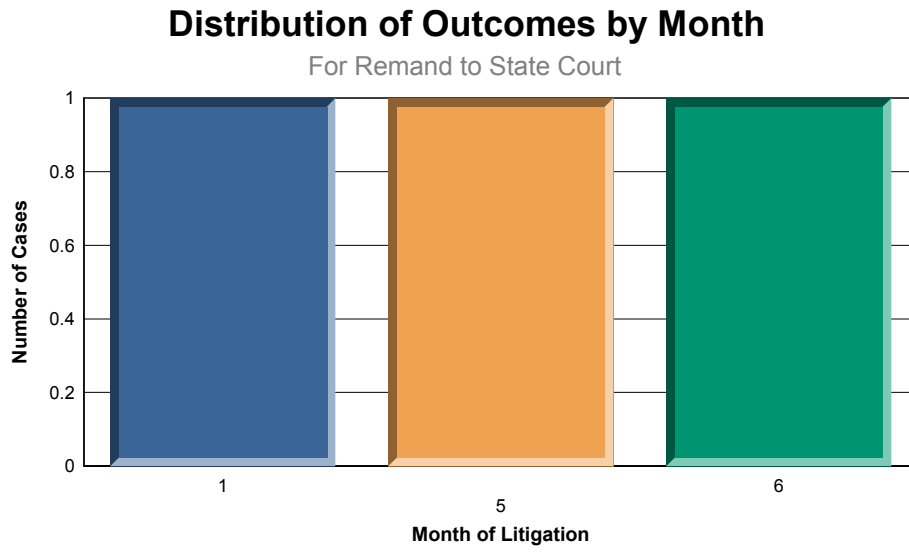


Remand to State Court

	Average Time to Termination	Number of Cases
District	3.5	3
Dawson	4.6	1
George	5.4	1
Navarro	0.5	1

Remand to State Court

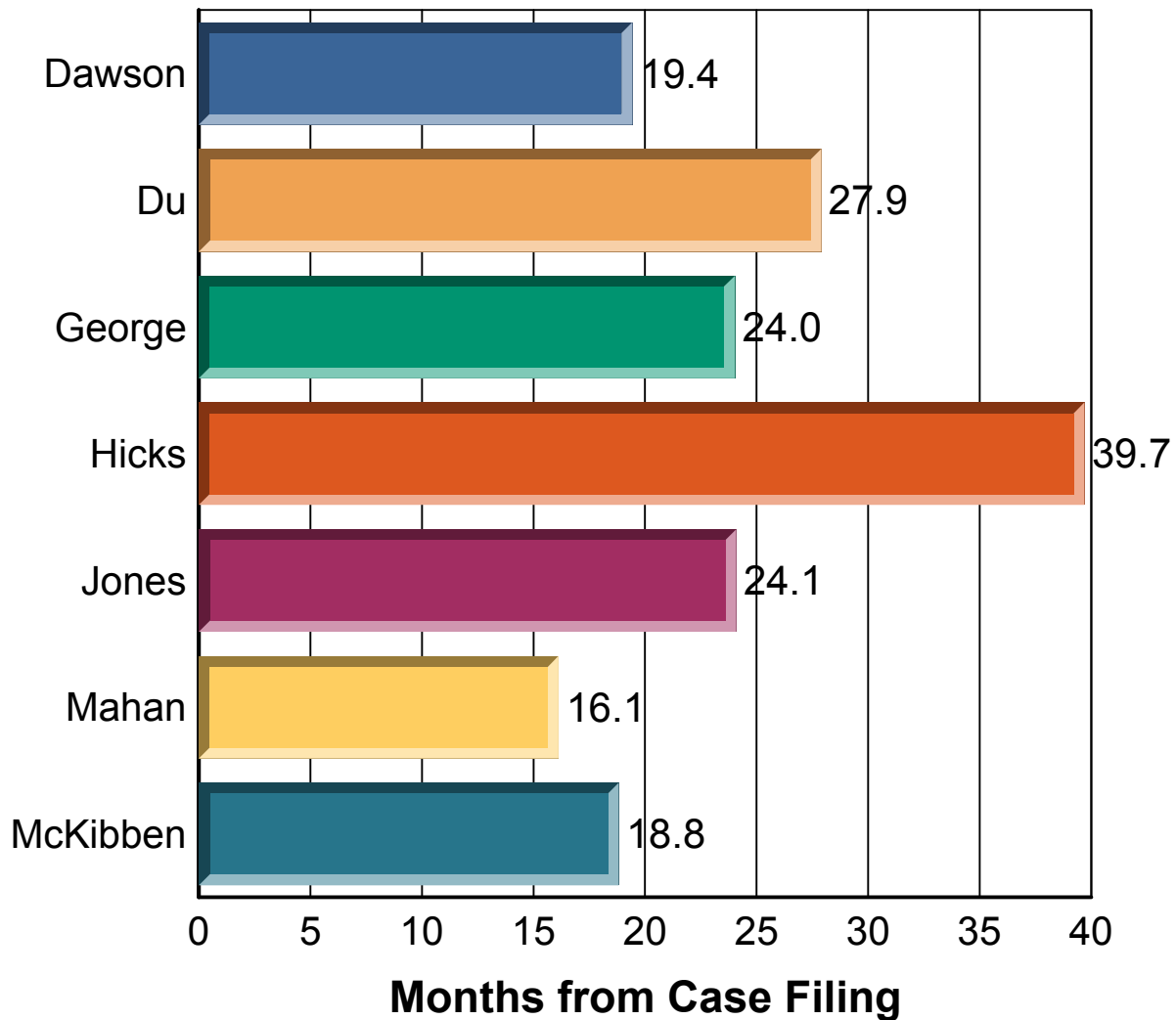
The distribution of these outcomes by month of litigation is shown below. Months with no outcomes are omitted from the chart.



Summary Judgment

The number of Summary Judgment outcomes and the average time to termination by that outcome are shown below for the district and for each judge who has at least one such outcome.

Average Time to Termination For Summary Judgment

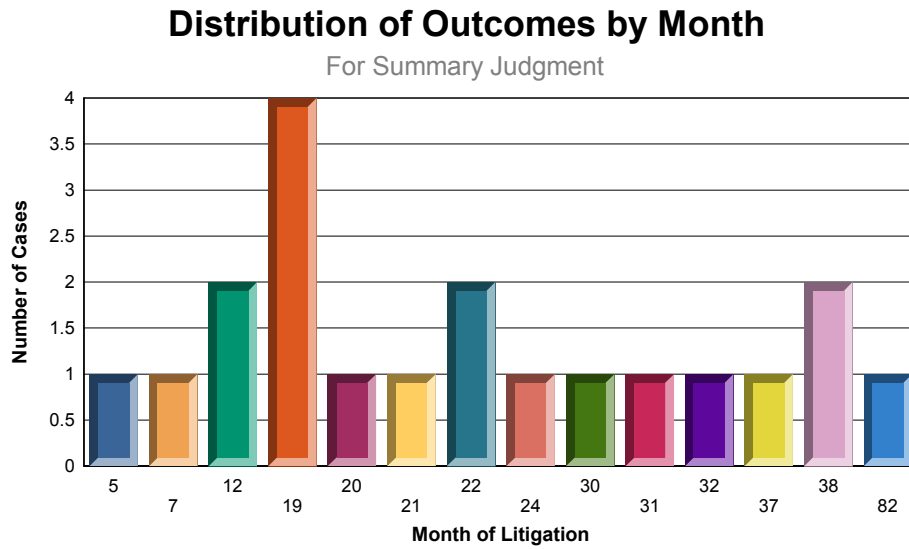


Summary Judgment

	Average Time to Termination	Number of Cases
District	25.0	20
Dawson	19.4	3
Du	27.9	2
George	24.0	2
Hicks	39.7	4
Jones	24.1	4
Mahan	16.1	4
McKibben	18.8	1

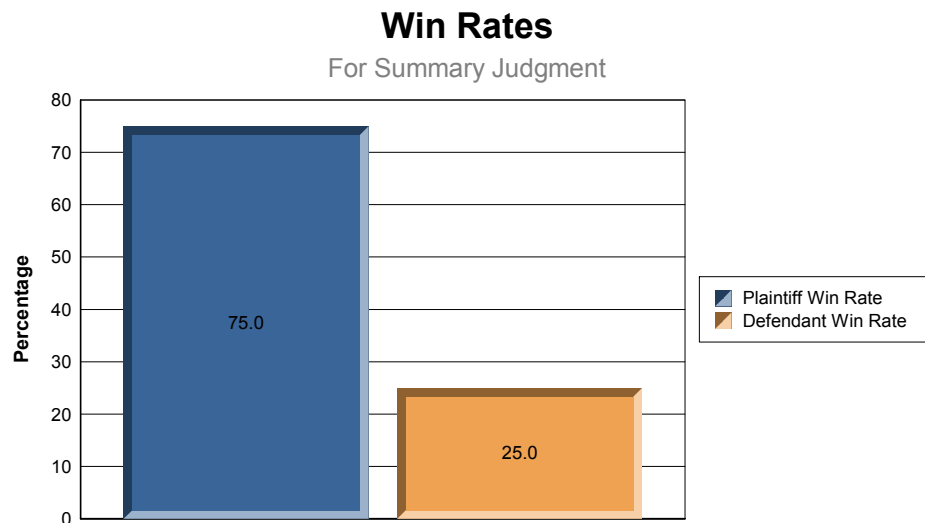
Summary Judgment

The distribution of these outcomes by month of litigation is shown below. Months with no outcomes are omitted from the chart.



Summary Judgment

The plaintiff and defendant win rates for cases with this outcome are shown below for the judges and the district as a whole.



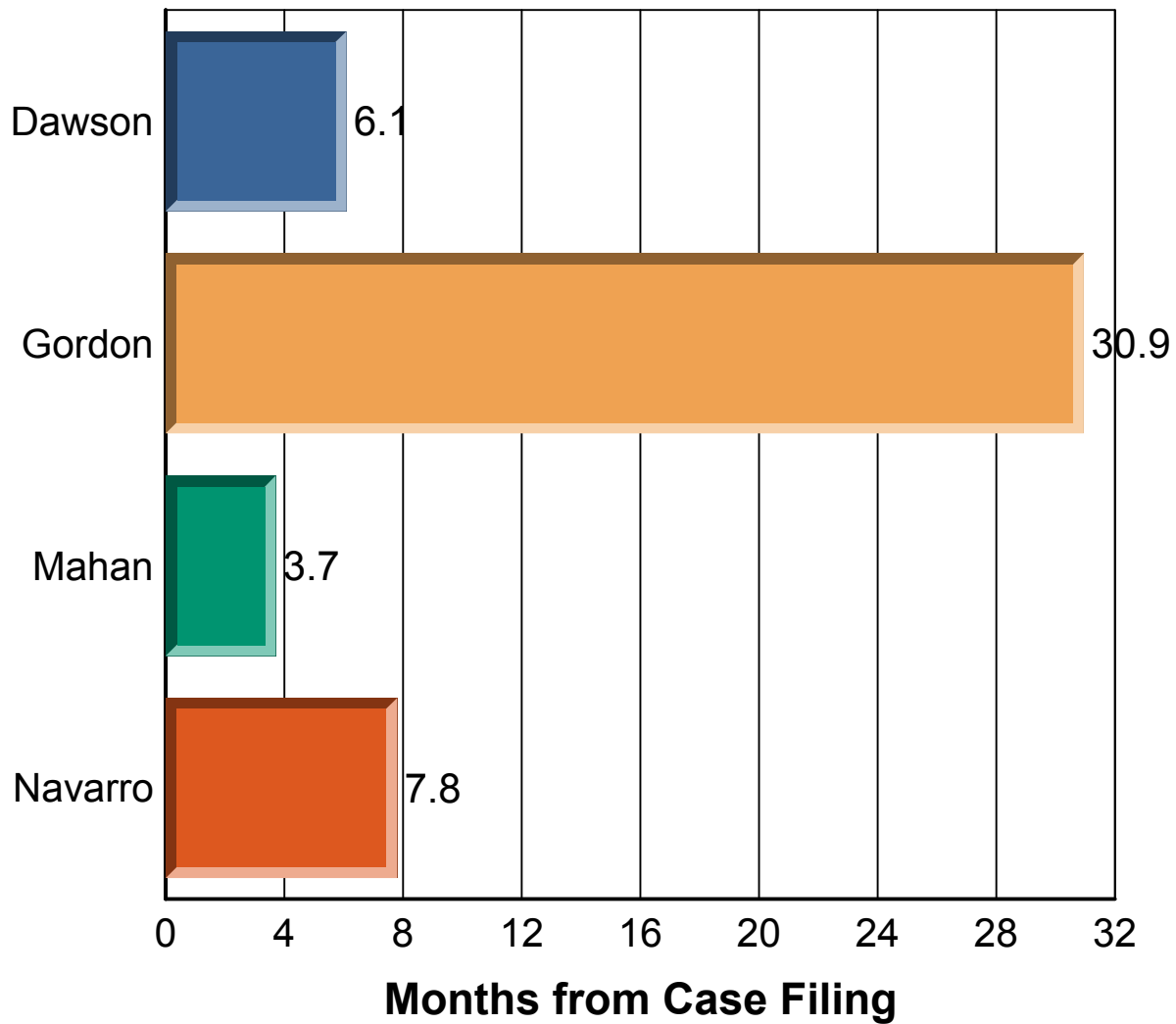
Summary Judgment

<u>Case Number</u>	<u>Judge</u>	<u>Prevailing Party</u>	<u>Pendency</u>	<u>Case Name</u>
2:11cv01243	Mahan	Defendant	4.9	Lathigee v. Wynn Operator, LLC et al
2:10cv01704	Dawson	Plaintiff	6.2	Southern Highlands, LLC v. Reid et al
2:09cv02139	George	Plaintiff	11.7	New York-New York Hotel & Casino, LLC v. Katzin et al
2:13cv01999	Mahan	Plaintiff	11.9	Hakkasan LV, LLC et al v. VIP, UNLTD, LLC et al
2:07cv00879	Jones	Plaintiff	18.1	Rolex Watch U.S.A., Inc. v. Kaufman et al
2:10cv00010	Mahan	Plaintiff	18.6	Shakopee Mdewakanton Sioux Community v. Templeton Gaming Corporation et al.,
3:02cv00474	McKibben	Plaintiff	18.8	RENO AIR RACING ASSOCIATION, INC., V. JERRY MCCORD
2:08cv00281	Hicks	Plaintiff	18.9	King Taco Restaurant, Inc. v. King Taco Express, Inc. et al
2:05cv01112	Jones	Plaintiff	19.2	Shuffle Master, Inc. v. Yehia Awada, et al
2:12cv01514	Hicks	Plaintiff	20.4	Russell Road Food and Beverage, LLC v. Spencer et al
2:10cv00043	Dawson	Plaintiff	21.3	Mine O'Mine, Inc. v. Calmese et al
2:04cv00413	Jones	Defendant	21.5	Blake A. Field VS Google, Inc.,
2:12cv00560	Du	Plaintiff	23.9	Herb Reed Enterprises, LLC v. Florida Entertainment Management, Inc. et al
2:08cv00336	Mahan	Defendant	29.1	Secalt S.A. et al v. Wuxi Shenxi Construction Machinery Company, Ltd.
2:09cv02318	Dawson	Plaintiff	30.9	Two Plus Two Publishing, LLC v. Jacknames.com et al
2:11cv00417	Du	Defendant	31.9	JL Beverage Company, LLC v. Fortune Brands Inc. et al
2:08cv00579	George	Defendant	36.4	TRP Entertainment, LLC v. BC Entertainment, Inc. et al
2:05cv00960	Jones	Plaintiff	37.6	Airs Fragrance Products, Inc., et al v. Clover Gifts, Inc, et al
3:04cv00145	Hicks	Plaintiff	37.8	R and R Partners, Inc. VS Dorothy L. Tovar
2:01cv00294	Hicks	Plaintiff	81.6	Visa International Service Association v. JSL Corporation

Transfer

The number of Transfer outcomes and the average time to termination by that outcome are shown below for the district and for each judge who has at least one such outcome.

Average Time to Termination For Transfer

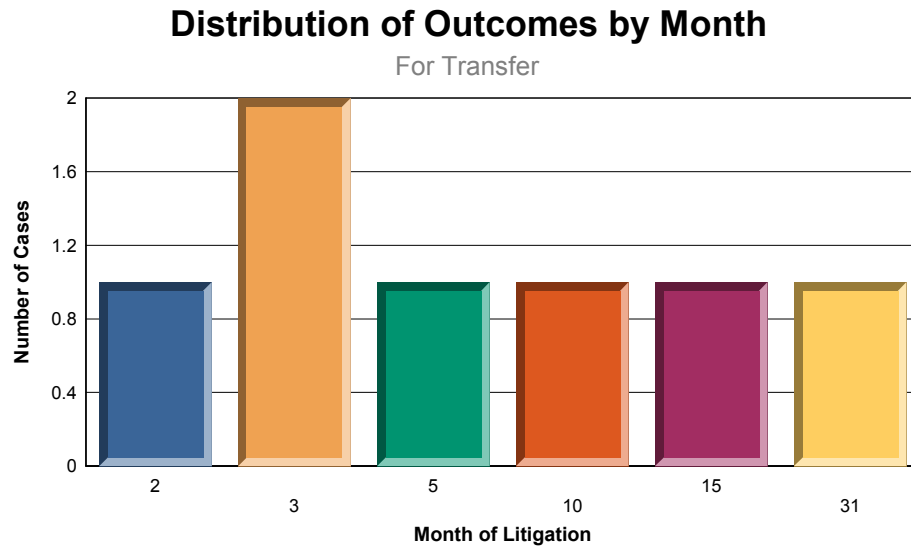


Transfer

	Average Time to Termination	Number of Cases
District	9.5	7
Dawson	6.1	2
Gordon	30.9	1
Mahan	3.7	2
Navarro	7.8	2

Transfer

The distribution of these outcomes by month of litigation is shown below. Months with no outcomes are omitted from the chart.



Awards and Settlement Amounts

The case names and judges for each award or settlement amount found (if any) are shown in the following table. Caution: Awards and settlement amounts not shown in the dockets are not included.

<u>Case Number</u>	<u>Case Name</u>	<u>Date of Award or Settlement</u>	<u>Judge</u>	<u>Case Outcomes</u>	<u>Award Amounts</u>
2:06cv00609	MGM Mirage v. Steves Domains et al	6/29/2006	Hunt	Default Judgment	105,486.00
2:09cv00214	Power Corporation of Canada v. Power Financial Services	4/7/2009	Hunt	Default Judgment	122,437.00
2:08cv00419	GNLV, Corp. v. Grande World Entertainment, Inc. et al	7/14/2008	Mahan	Default Judgment	100,000.00
2:06cv01241	Wynn Resorts Holdings, LLC v. Parfait	1/22/2007	Mahan	Default Judgment	104,964.00
2:11cv00992	First Time Videos, LLC et al v. Superstar Media Labs, LLP et al	10/6/2011	Dawson	Default Judgment	1,000,000.00
2:06cv00811	Treasure Island Corp., et al v. Scott	10/27/2006	Mahan	Default Judgment	100,000.00
2:06cv00398	DR Partners v. BRITNY SPEARS	7/31/2006	Hunt	Default Judgment	25,000.00
2:07cv00856	GNLV Corp v. Balciunas	10/29/2007	Mahan	Default Judgment	105,200.00
2:07cv01138	3700 Associates, LLC v. Balciunas	12/26/2007	Jones	Default Judgment	111,653.00
2:06cv01491	Station Casinos , Inc. v. WholsGuard	3/27/2007	Hunt	Default Judgment	404,786.00
2:10cv00287	Culinary Workers' Union, Local 226 v. Barsey et al	7/26/2010	George	Default Judgment	6,000.00
2:12cv01043	Las Vegas Sands Corp. v. Traffic Label Limited	11/14/2012	Dawson	Default Judgment	100,000.00
2:07cv00962	GNLV Corp v. Beamond	12/21/2007	Hunt	Default Judgment	105,100.00
2:10cv00019	Incuse Designs Corp. v. Gao et al	6/11/2010	Navarro	Default Judgment	1,000.00
2:07cv00676	Wynn Resorts Holdings, LLC v. Svendsen et al	10/29/2007	Mahan	Default Judgment	105,344.00
2:08cv01547	Chanel, Inc. v. Long et al	4/28/2009	Mahan	Default Judgment	534,450.00
2:03cv00029	DR. PARTNERS v. AMJAD KAUSAR, et al.	7/9/2003	Mahan	Default Judgment	100,000.00
2:05cv01409	MGM Mirage v. Lo	5/24/2006	Jones	Default Judgment	4,000.00
2:06cv01283	Wynn Resorts Holdings, LLC v. G Design	4/13/2007	Jones	Default Judgment	5,976.00
2:07cv00342	Partner Weekly, LLC v. Tek System, LLC	9/20/2007	Hunt	Default Judgment	104,383.00
2:07cv01175	3700 Associates, LLC v. Brookstein	3/4/2008	Mahan	Default Judgment	207,271.00
2:14cv00798	Hakkasan LV, LLC et al v. EZ Lease Property Management, LLC	11/24/2014	Gordon	Default Judgment	432,000.00
2:09cv00729	Cannery Casino Resorts, LLC v. Hambleton N.V./Smart Answer, S.A.	11/3/2009	Jones	Default Judgment	1,500.00
2:10cv01974	Majestic Star Casino, LLC v. Hambleton N.V., et al	5/23/2011	Navarro	Default Judgment	106,618.00

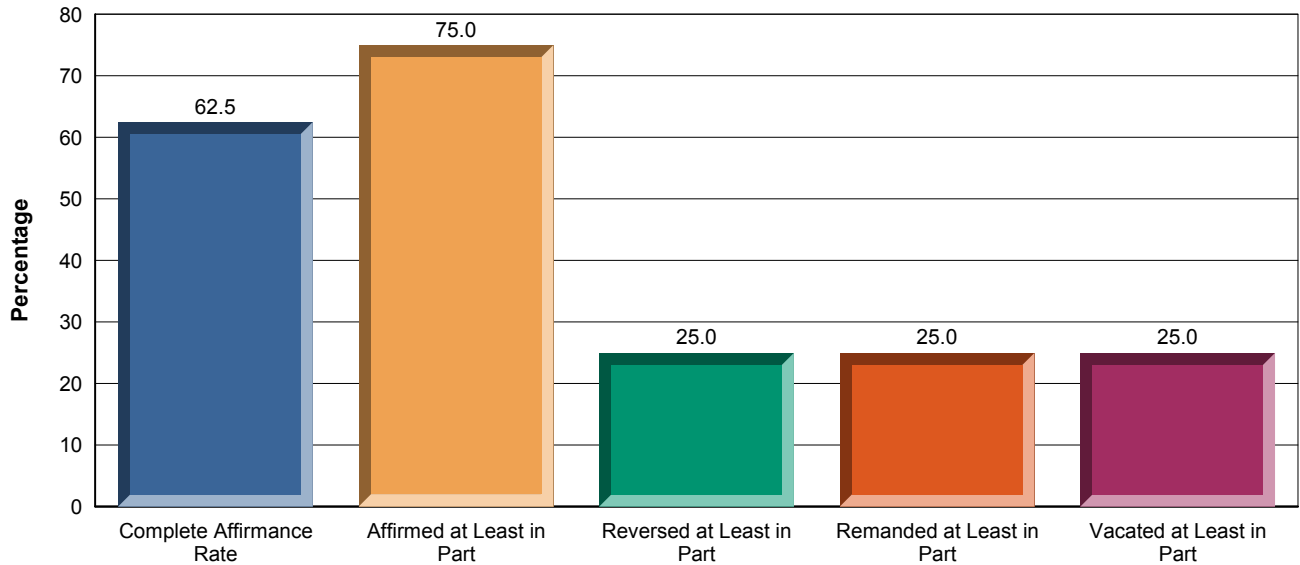
2:07cv01459	3700 Associates, LLC v. Roshni et al	5/15/2008	Jones	Default Judgment	17,271.00
2:14cv01049	Las Vegas Sands Corp. v. Unknown Registrants of www.368.com et al	1/14/2015	Mahan	Default Judgment	2,000,000.00
2:07cv01358	Las Vegas Sands Corporation v. Murega	5/19/2008	Hunt	Default Judgment	308,447.00
2:07cv00015	Motorola Inc. v. Telcom USA	8/28/2007	Hunt	Default Judgment	49,111.00
2:12cv00866	Nevada Property 1 LLC v. newcosmopolitanlasvegas.com	1/15/2013	Mahan	Default Judgment	26,890.00
2:10cv00758	Chanel, Inc. v. Sero et al	1/20/2011	Dawson	Default Judgment	108,000.00
2:10cv00304	Chanel, Inc. v. Felum et al	11/17/2010	McKibben	Default Judgment	680,700.00
2:05cv01197	GNLV CORP. VS GERALD ALLEVA	6/26/2006	George	Default Judgment	101,000.00
2:12cv00016	Boyd Gaming Corporation v. King Zulu, LLC	10/25/2012	Mahan	Default Judgment	11,000.00
2:09cv00059	Dolby Laboratories Licensing Corporation v. Shenzhen Newland Electronic Industry Co., Ltd et al	11/2/2009	Hunt	Default Judgment	7,000,000.00
2:13cv01544	Hakkasan LV, LLC et al v. Hakim	7/10/2014	Dawson	Default Judgment	100,000.00
2:13cv02062	Toyo Tire and Rubber Co., Ltd. et al v. Toyama Tyre Corp., Ltd. et al	10/6/2014	Navarro	Default Judgment	100,000.00
2:06cv00558	Bellagio, LLC et al v. Alleva	4/4/2007	Hunt	Default Judgment	104,681.00
2:06cv00063	Bellagio, LLC et al v. Winston West	12/22/2006	Mahan	Default Judgment	908,158.00
2:13cv02042	SATA GmbH & Co. KG v. Wenzhou T&E Industrial Co., Ltd. et al	10/22/2014	Gordon	Default Judgment	2,000,000.00
2:14cv00534	Chanel, Inc. v. Wynn	3/30/2015	Navarro	Default Judgment	894,150.00
2:11cv01552	LV Gaming Ventures, LLC v. M Resort Phuket et al	9/20/2012	George	Default Judgment	101,000.00
2:03cv00758	Chanel, Inc., VS William Isokpan, et al.,	7/13/2004	Jones	Default Judgment	448,000.00
3:11cv00561	Carpet Cops, Inc. v. The Carpet Cops, LLC	9/7/2012	Jones	Default Judgment	2,500.00
2:08cv01747	World Market Center Venture, LLC v. Ritz	2/2/2010	Hunt	Default Judgment	10,000.00
2:05cv01458	Wynn Resorts Holdings, LLC v. Tingey	1/31/2007	George	Default Judgment	101,000.00
2:05cv01443	Wynn Resorts Holdings, LLC v. Elliot Fisher	1/31/2007	George	Default Judgment	101,000.00
2:12cv01120	Zuffa, LLC v. DOES 1-100 et al	10/3/2013	Gordon	Default Judgment	7,000.00
2:09cv01429	Ahudi, LLC et al v. Peters et al	1/21/2011	McKibben	Default Judgment	321,500.00
2:08cv00493	Carmine Vento and Ann M. Vento Revocable Family Trust v. Phat Karmines, Inc.	10/20/2009	Hunt	Consent Judgment	3,000.00
2:07cv00879	Rolex Watch U.S.A., Inc. v. Kaufman et al	1/5/2009	Jones	Summary Judgment	100,000.00
2:13cv00812	Bond Manufacturing Co. v. Xiamen Hwaart Composite Material Co., Ltd. et al	1/12/2015	Gordon	Default Judgment	7,100,000.00

2:12cv00280	Chrome Hearts, LLC v. Boutique Talulah	11/20/2013	Du	Default Judgment	3,000,000.00
3:06cv00119	Pro Nitro, LLC v. Pro Racing Fuels, LLC et al	12/17/2007	McKibben	Consent Judgment	13,500.00
2:11cv00827	GNLV, Corp. v. Kanter Associates SA	3/8/2013	Dawson	Default Judgment	100,000.00
2:05cv01456	Wynn Resorts Holdings, LLC v. Optique Originals	12/21/2007	Hunt	Default Judgment	105,100.00
2:05cv01532	Koninklijke Philips Electronics, NV v. KXD Technology, Inc., et al	7/2/2008	Hunt	Default Judgment	1,000,000.00
3:01cv00283	ASSIST 2 SELL, INC. V. GUSTAVO A. QUIROS, ET AL.	12/2/2003	McKibben	Consent Judgment	40,000.00
2:09cv02318	Two Plus Two Publishing, LLC v. Jacknames.com et al	7/5/2012	Dawson	Summary Judgment	69,014.00
2:09cv02285	Stephens Media LLC v. CitiHealth, L.L.C.	8/6/2012	Du	Default Judgment	200,000.00
2:12cv01212	Hand & Nail Harmony, Inc., et al v. Does 1-1000	7/15/2015	Mahan	Default Judgment	200,000.00
2:10cv00471	Holiday Systems International Of Nevada v. Vivarelli, Schwarz and Associates, S.A. de C.V. et al	2/3/2014	Du	Default Judgment	409,511.00
2:08cv00105	Fifty-Six Hope Road Music, Ltd. et al v. AVELA., Inc. et al	7/3/2012	Gordon	Jury Verdict	413,638.00

Appeals

The number of rulings on appeal in these cases and the rulings themselves are found in the table below. The Complete Affirmance Rate (the number of appeals which were affirmed with no other ruling, divided by the total number of appeals decision-not counting dismissed and pending appeals), the percentage of appeal rulings which affirmed the lower court at least in part, the percentage which reversed this court at least in part, the percentage which remanded this court at least in part, and the percentage which vacated this court at least in part are shown in the chart immediately below.

Appeal Outcomes



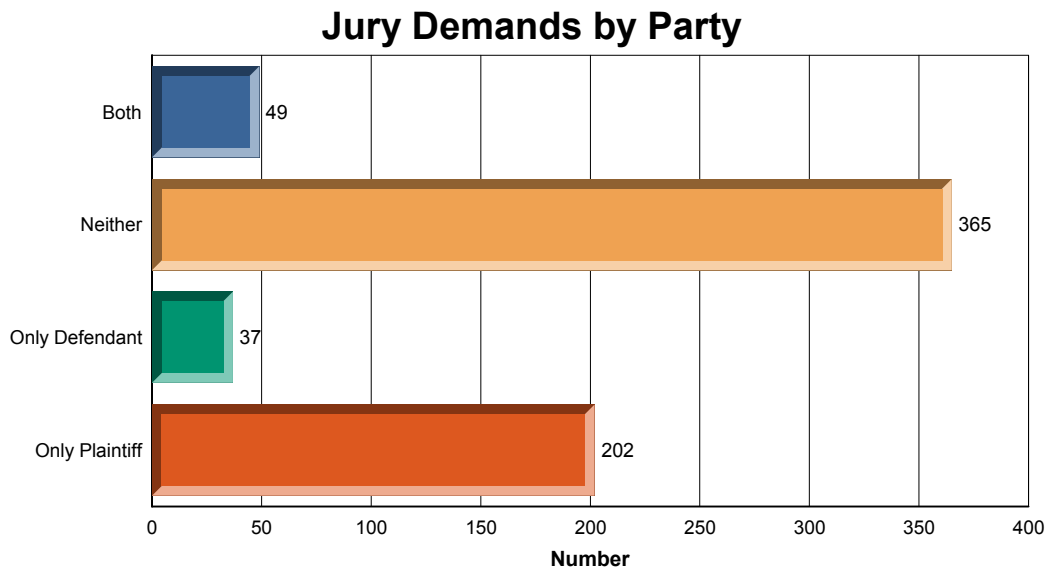
	Total
Affirmed	5
Affirmed,Reversed,Vacated	1
Dismissed	7
Pending	11
Reversed,Remanded,Dismissed	1
Vacated,Remanded	1

<u>Case Name</u>	<u>Case Number</u>	<u>Judge</u>	<u>Result of Appeal</u>
Egg Works, Inc. et al v. Egg World LLC et al	2:10cv01013	George	Affirmed
Koninklijke Philips Electronics, NV v. KXD Technology, Inc., et al	2:05cv01532	Hunt	Affirmed
Airs Fragrance Products, Inc., et al v. Clover Gifts, Inc, et al	2:05cv00960	Jones	Affirmed
Fifty-Six Hope Road Music, Ltd. et al v. AVELA., Inc. et al	2:08cv00105	Gordon	Affirmed
Cybergun S.A. et al v. JAG Precision	2:12cv00074	Gordon	Affirmed
RENO AIR RACING ASSOCIATION, INC., V. JERRY MCCORD	3:02cv00474	McKibben	Affirmed,Reversed,Vacated
Hansen Beverage Company v. Rockstar, Inc. et al	2:06cv00733	George	Dismissed
VAL LIMITED, ET AL., V. VALENTINO LAS VEGAS, LLC	2:99cv01382	Dawson	Dismissed
Venetian Casino Resort, LLC v. Del American, Inc., et al	2:05cv01510	Hunt	Dismissed
CRETO INTERNATIONAL, INC. v. EVERCRETE CORPORATION, et al.	2:04cv00198	Mahan	Dismissed
Shakopee Mdewakanton Sioux Community v. Templeton Gaming Corporation et al.,	2:10cv00010	Mahan	Dismissed
Shuffle Master, Inc. v. Yehia Awada, et al	2:05cv01112	Jones	Dismissed
Zuffa, LLC v Texas International Property Associates	2:08cv01663	Jones	Dismissed
TRP Entertainment, LLC v. BC Entertainment, Inc. et al	2:08cv00579	George	Pending
Two Plus Two Publishing, LLC v. Jacknames.com et al	2:09cv02318	Dawson	Pending
Mine O'Mine, Inc. v. Calmese et al	2:10cv00043	Dawson	Pending
Visa International Service Association v. JSL Corporation	2:01cv00294	Hicks	Pending
R and R Partners, Inc. VS Dorothy L. Tovar	3:04cv00145	Hicks	Pending
Russell Road Food and Beverage, LLC v. Spencer et al	2:12cv01514	Hicks	Pending
Secalt S.A. et al v. Wuxi Shenxi Construction Machinery Company, Ltd.	2:08cv00336	Mahan	Pending
Best Odds Corp v. iBus Media Limited et al	2:13cv02008	Jones	Pending
JL Beverage Company, LLC v. Fortune Brands Inc. et al	2:11cv00417	Du	Pending
Zuffa, LLC v. UFC Ultimate Fitness Center, LLC	2:13cv01927	Dorsey	Pending

Bellagio, LLC et al v. Bellagio Shoes, Inc. et al	2:11cv01975	Boulware	Pending
Herb Reed Enterprises, LLC v. Florida Entertainment Management, Inc. et al	2:12cv00560	Du	Reversed,Remanded,Dismissed
Titaness Light Shop, LLC v. Sunlight Supply, Inc. et al	3:12cv00620	Hicks	Vacated,Remanded

Jury Demands

The number of jury demands by party type is shown below.



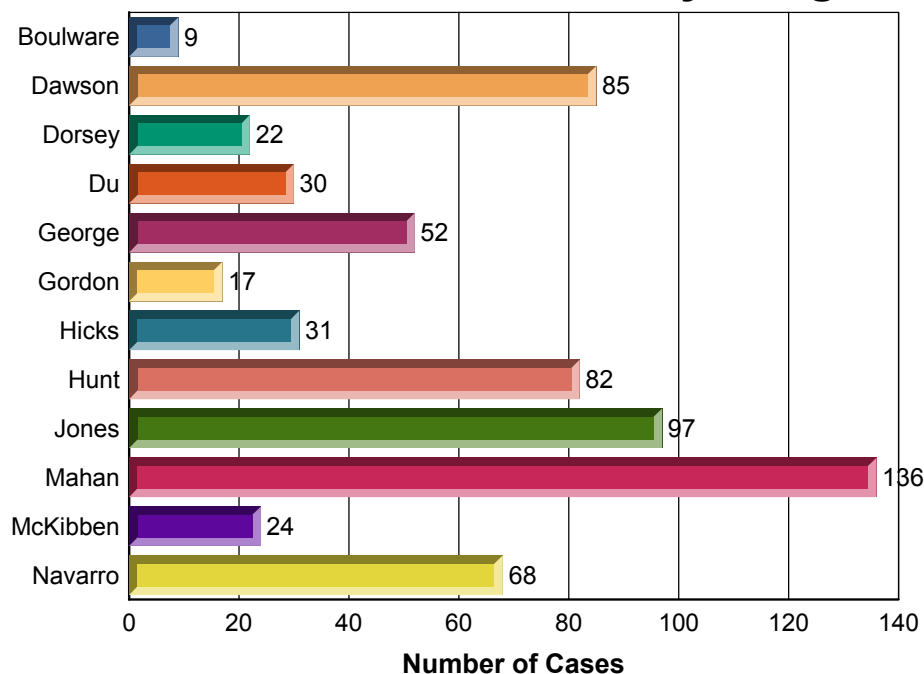
Experience

The active judges in the Nevada District Court vary considerably in their exposure to trademark cases in general and to significant motions in those cases.

Total Number of Trademark Cases: By Judge

The total number of trademark cases per judge is shown below, followed by a table listing the judge, total number of trademark cases, total number of closed trademark cases and total number of open trademark cases.

Total Trademark Cases: By Judge



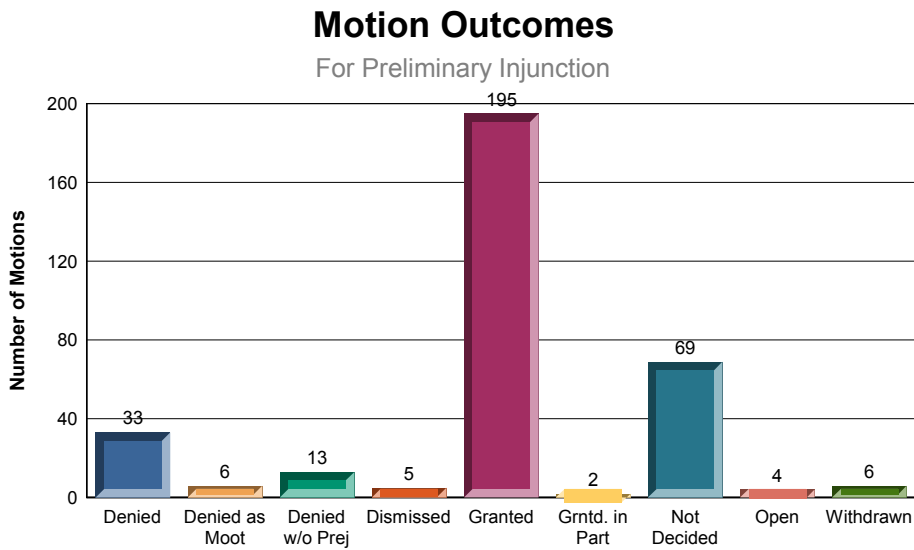
	Total Number of Cases	Number of Closed Cases	Number of Open Cases
Total	653	601	52
Boulware	9	4	5
Dawson	85	84	1
Dorsey	22	11	11
Du	30	24	6
George	52	50	2
Gordon	17	15	2
Hicks	31	31	0
Hunt	82	82	0
Jones	97	94	3
Mahan	136	129	7
McKibben	24	24	0
Navarro	68	53	15

Motion Outcomes

The win rates and times to decision on contested preliminary injunction, summary judgment, and transfer motions are shown below. A motion that is granted in part and denied in part is treated as "1/2" granted, and "1/2" denied.

Preliminary Injunction

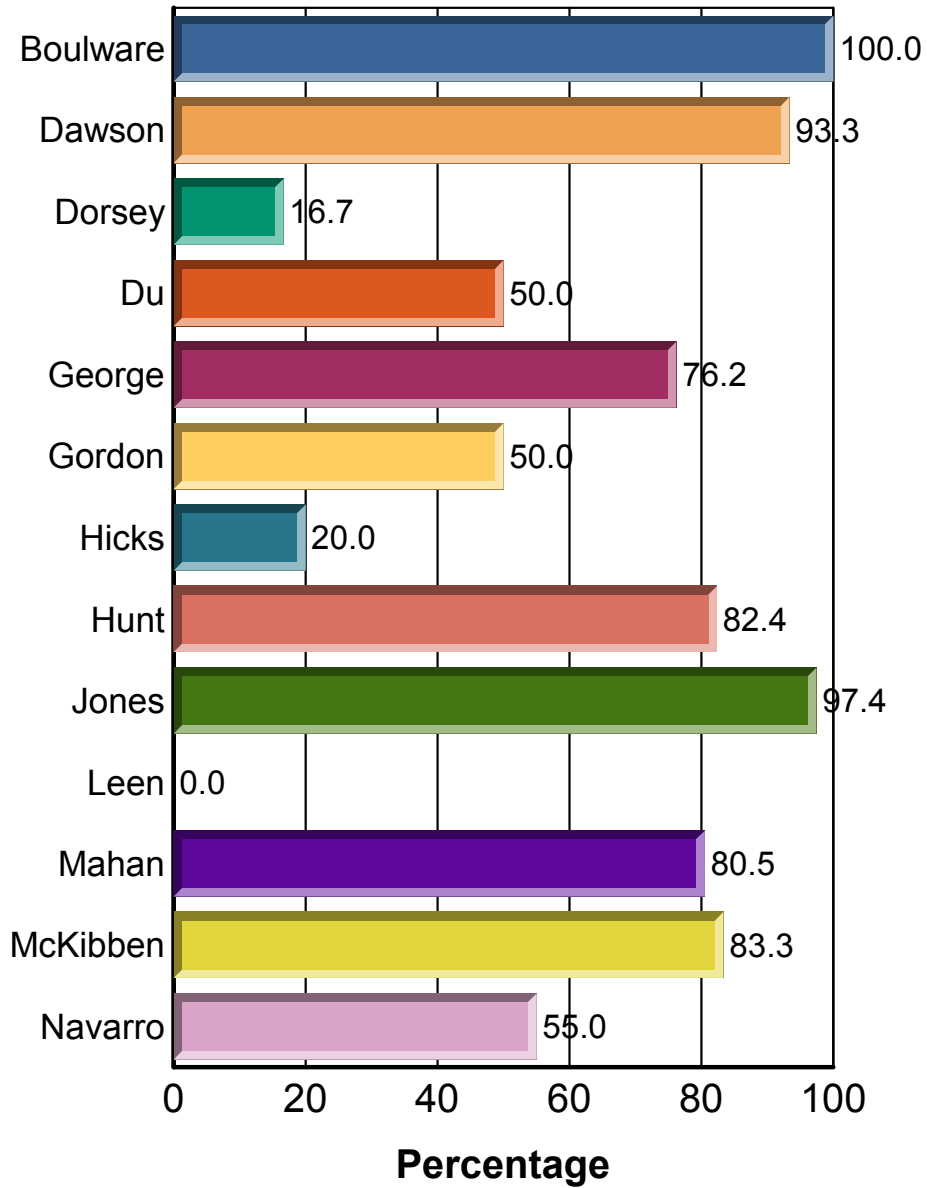
The number of Preliminary Injunction motions by outcome are shown below.



	Total
Total	333
Denied	33
Denied as Moot	6
Denied w/o Prej	13
Dismissed	5
Granted	195
Grntd. in Part	2
Not Decided	69
Open	4
Withdrawn	6

The win rates, by judge, on contested Preliminary Injunction motions are shown below. The win rate for judges with no contested decisions (if any) is left blank.

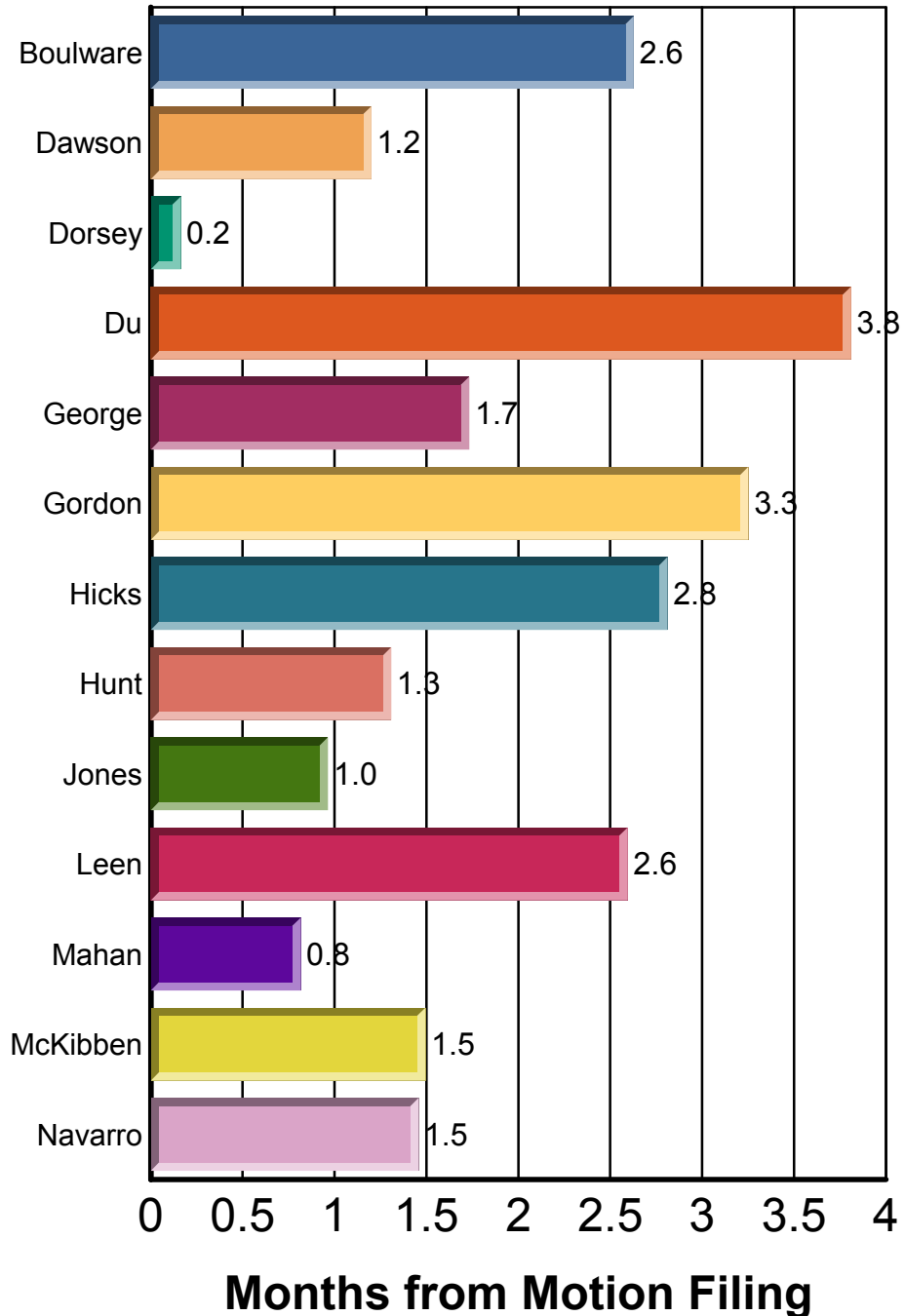
Contested Win Rate For Preliminary Injunction



The average times from motion filing to decision, by judge, on contested Preliminary Injunction motions are shown below. The time for judges with no contested decisions (if any) is left blank.

Average Time to Decision, by Judge

For Preliminary Injunction



The supporting data for Preliminary Injunction motions is found in the following table:

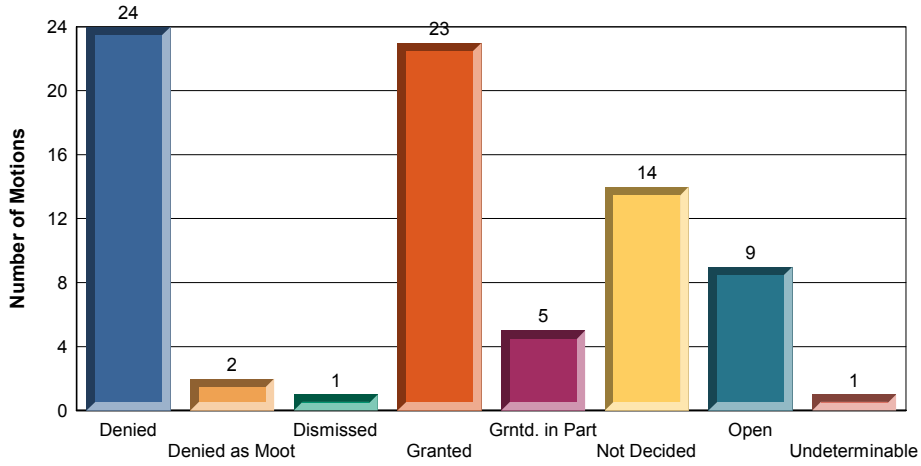
	Total Motions	Contested Decisions	Win Rate	Time to Decision
District	333	238	80.7	1.2
Boulware	1	1	100.0	2.6
Dawson	58	45	93.3	1.2
Dorsey	7	3	16.7	0.2
Du	5	2	50.0	3.8
George	34	21	76.2	1.7
Gordon	3	2	50.0	3.3
Hicks	6	5	20.0	2.8
Hunt	48	34	82.4	1.3
Jones	49	39	97.4	1.0
Leen	1	1	0.0	2.6
Mahan	83	59	80.5	0.8
McKibben	10	6	83.3	1.5
Navarro	28	20	55.0	1.5

Summary Judgment

The number of Summary Judgment motions by outcome are shown below.

Motion Outcomes

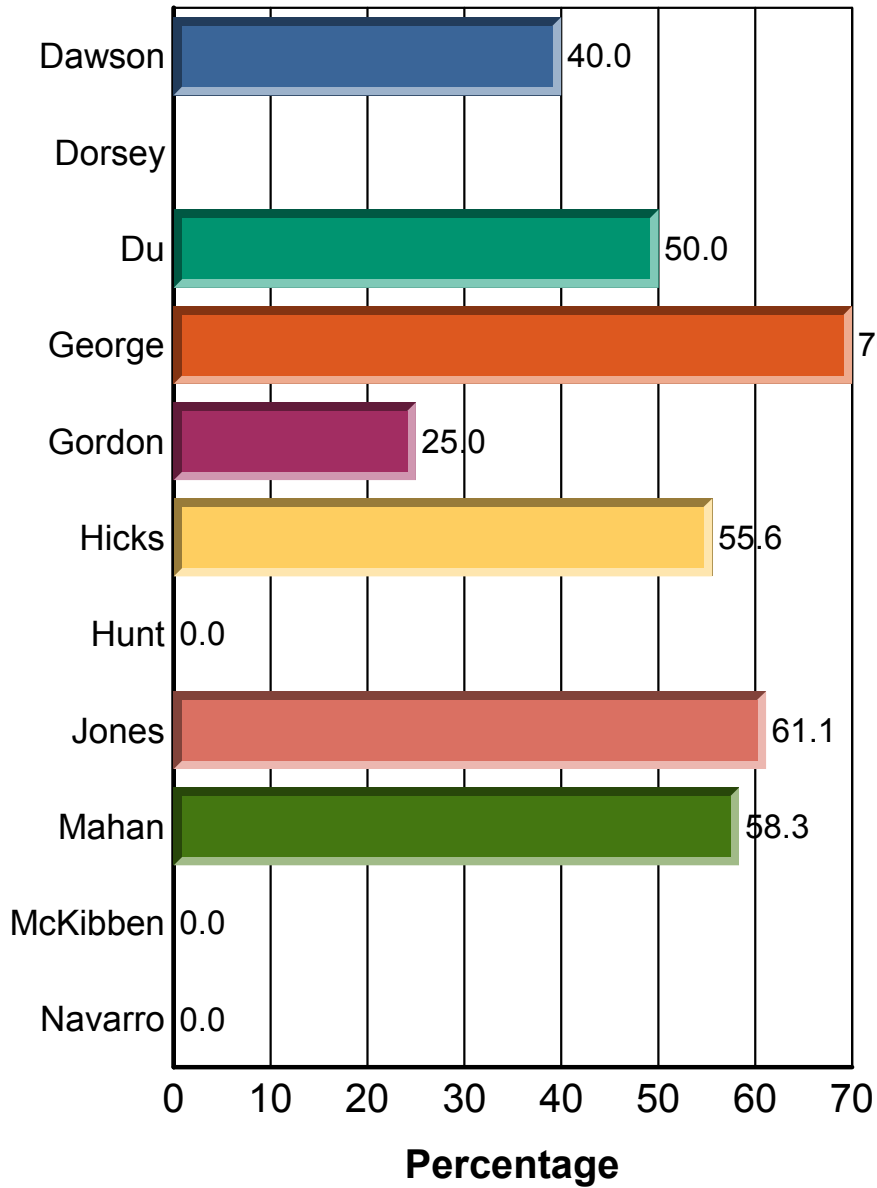
For Summary Judgment



	Total
Total	79
Denied	24
Denied as Moot	2
Dismissed	1
Granted	23
Grntd. in Part	5
Not Decided	14
Open	9
Undeterminable	1

The win rates, by judge, on contested Summary Judgment motions are shown below. The win rate for judges with no contested decisions (if any) is left blank.

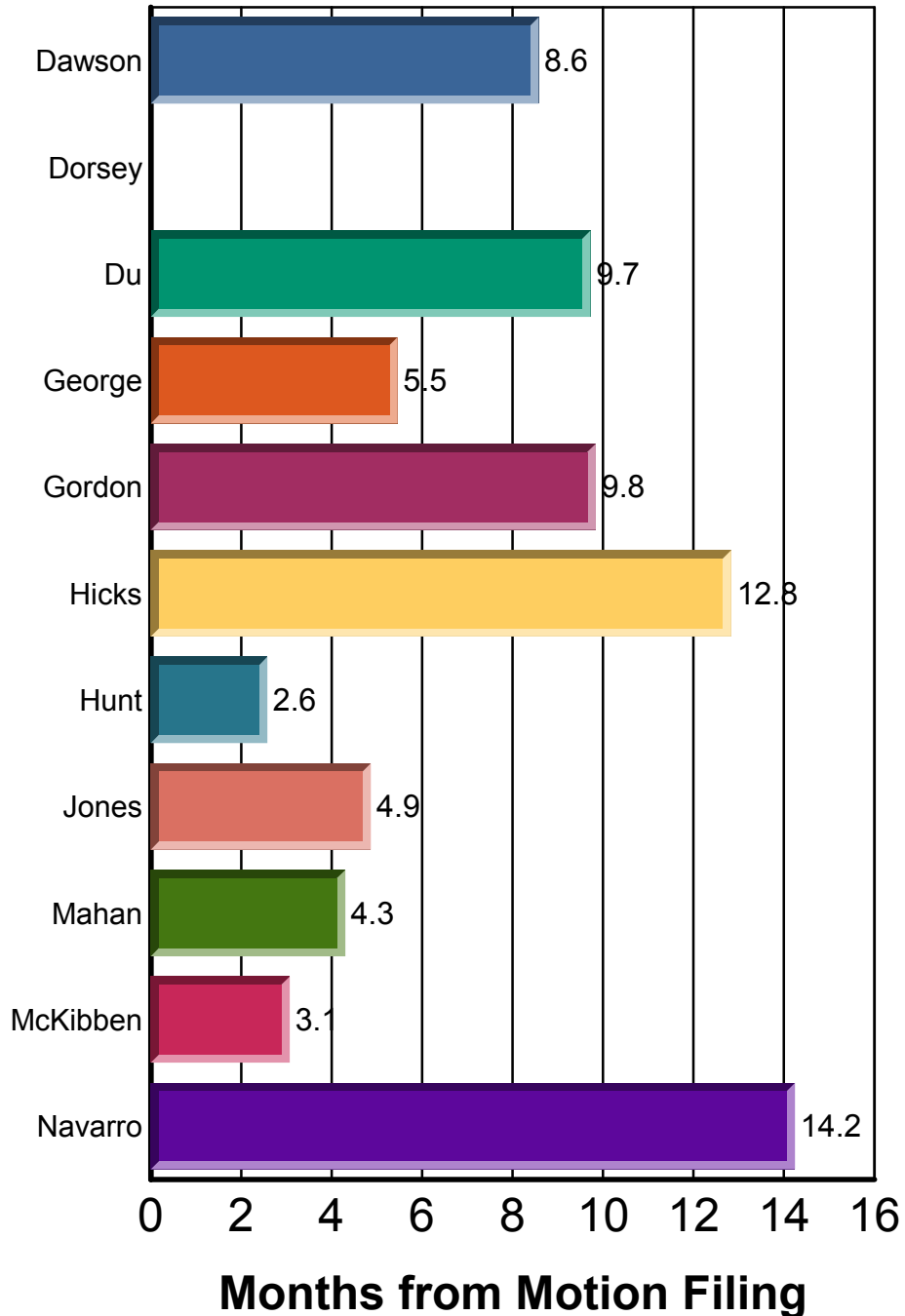
Contested Win Rate For Summary Judgment



The average times from motion filing to decision, by judge, on contested Summary Judgment motions are shown below. The time for judges with no contested decisions (if any) is left blank.

Average Time to Decision, by Judge

For Summary Judgment



The supporting data for Summary Judgment motions is found in the following table:

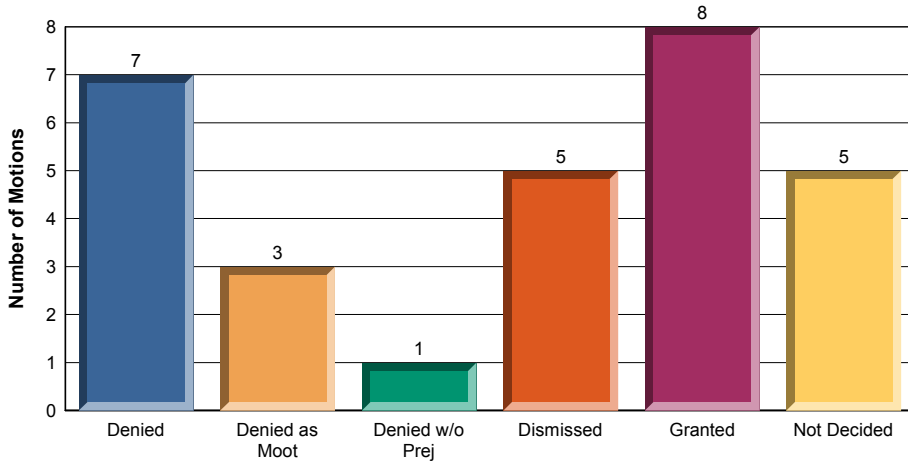
	Total Motions	Contested Decisions	Win Rate	Time to Decision
District	79	52	49.0	7.3
Dawson	7	5	40.0	8.6
Dorsey	3	0		
Du	4	4	50.0	9.7
George	6	5	70.0	5.5
Gordon	3	2	25.0	9.8
Hicks	10	9	55.6	12.8
Hunt	3	2	0.0	2.6
Jones	13	9	61.1	4.9
Mahan	20	12	58.3	4.3
McKibben	5	2	0.0	3.1
Navarro	5	2	0.0	14.2

Transfer

The number of Transfer motions by outcome are shown below.

Motion Outcomes

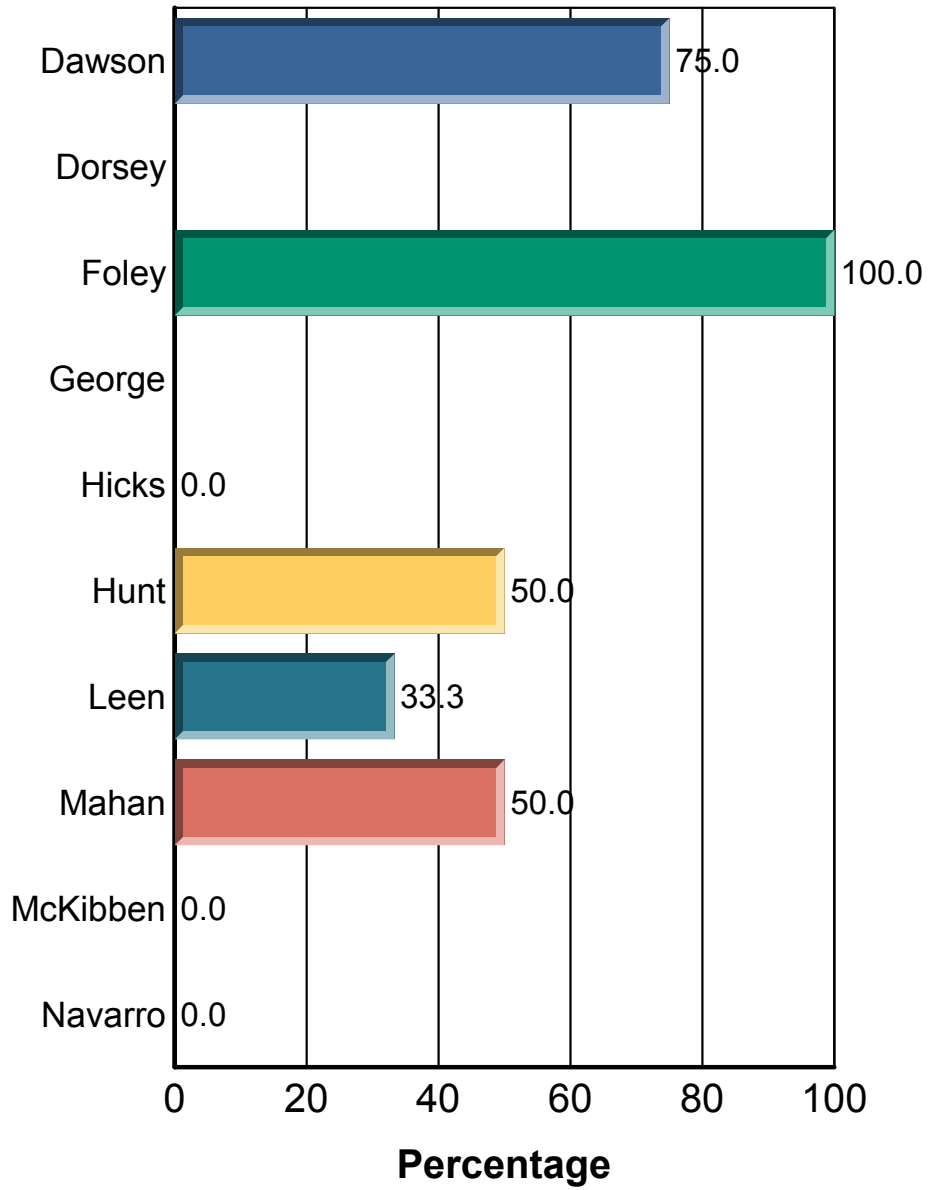
For Transfer



	Total
Total	29
Denied	7
Denied as Moot	3
Denied w/o Prej	1
Dismissed	5
Granted	8
Not Decided	5

The win rates, by judge, on contested Transfer motions are shown below. The win rate for judges with no contested decisions (if any) is left blank.

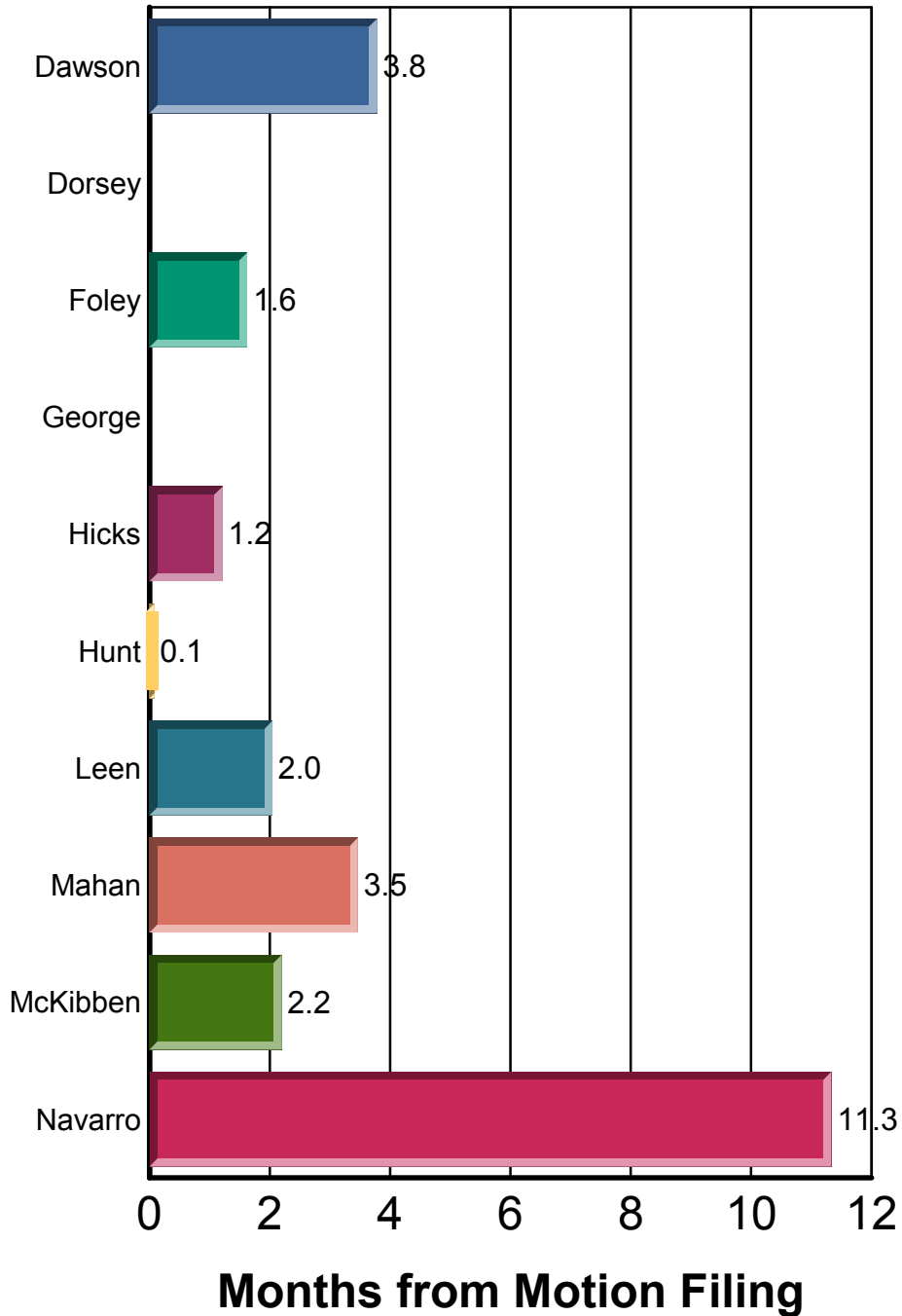
Contested Win Rate For Transfer



The average times from motion filing to decision, by judge, on contested Transfer motions are shown below. The time for judges with no contested decisions (if any) is left blank.

Average Time to Decision, by Judge

For Transfer



The supporting data for Transfer motions is found in the following table:

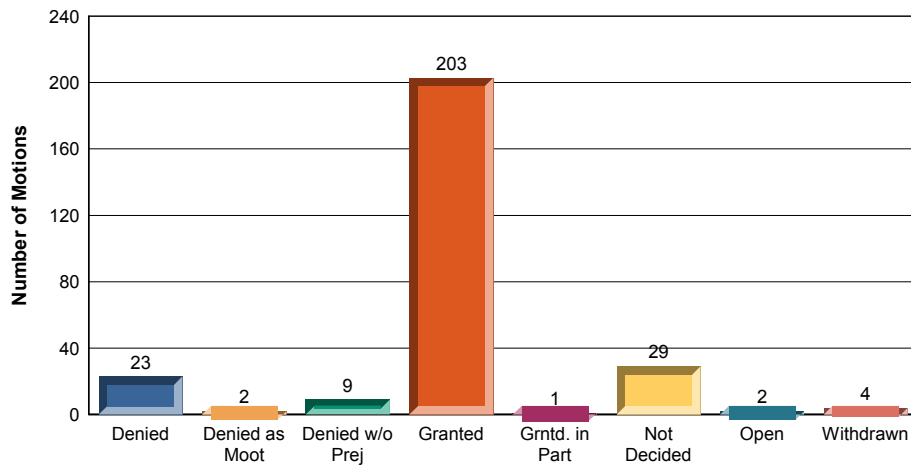
	Total Motions	Contested Decisions	Win Rate	Time to Decision
District	29	16	50.0	2.9
Dawson	5	4	75.0	3.8
Dorsey	1	0		
Foley	2	2	100.0	1.6
George	1	0		
Hicks	2	1	0.0	1.2
Hunt	3	2	50.0	0.1
Leen	3	3	33.3	2.0
Mahan	7	2	50.0	3.5
McKibben	1	1	0.0	2.2
Navarro	4	1	0.0	11.3

TRO

The number of TRO motions by outcome are shown below.

Motion Outcomes

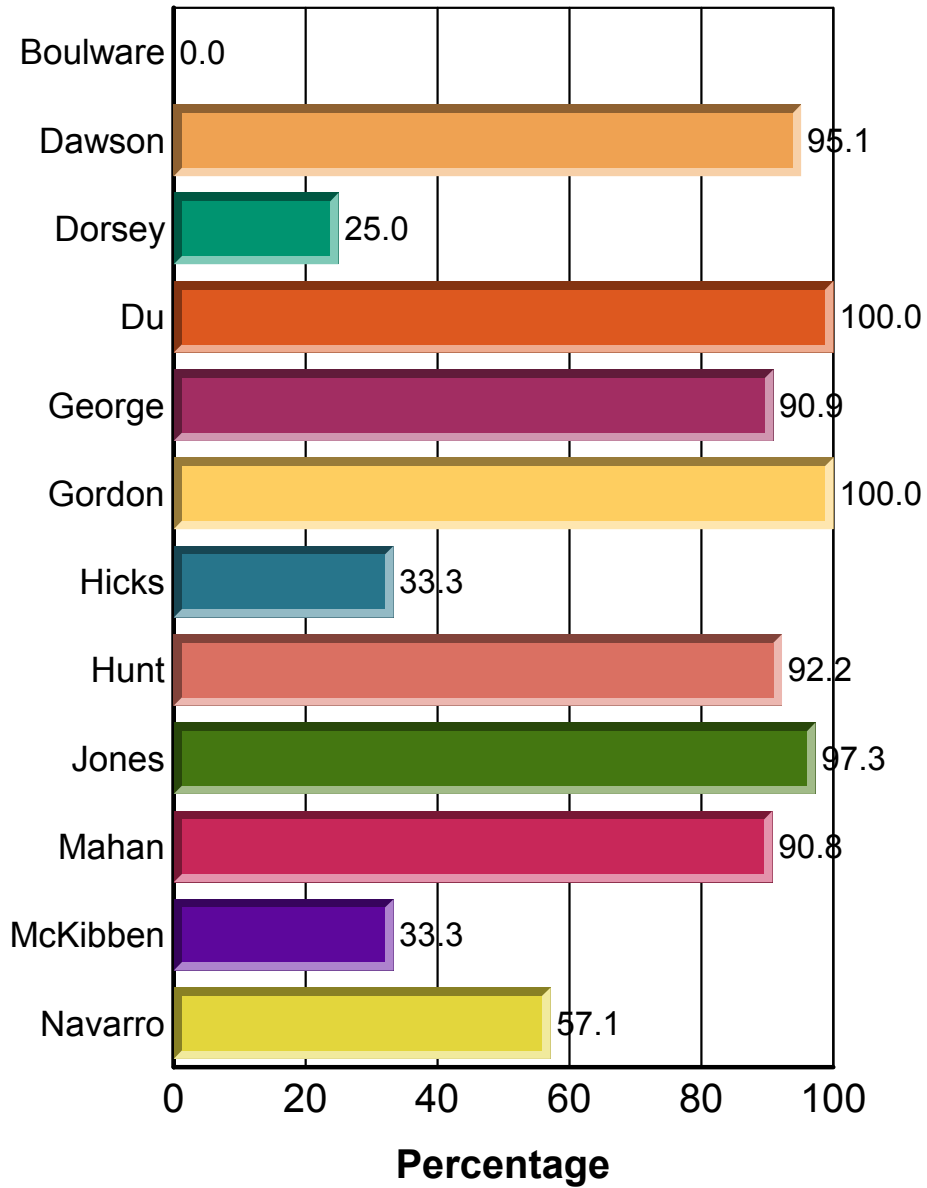
For TRO



	Total
Total	273
Denied	23
Denied as Moot	2
Denied w/o Prej	9
Granted	203
Grntd. in Part	1
Not Decided	29
Open	2
Withdrawn	4

The win rates, by judge, on contested TRO motions are shown below. The win rate for judges with no contested decisions (if any) is left blank.

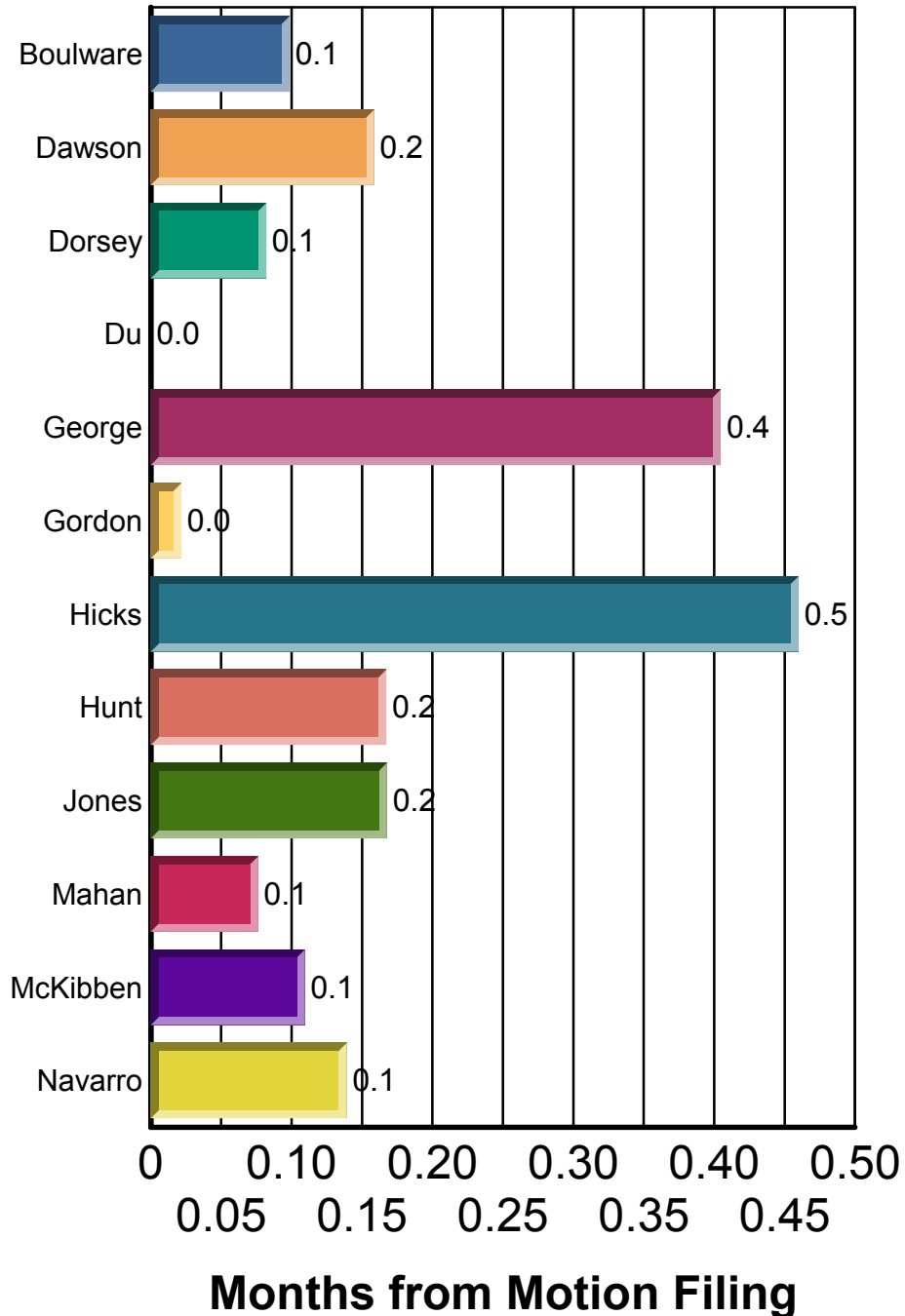
Contested Win Rate For TRO



The average times from motion filing to decision, by judge, on contested TRO motions are shown below. The time for judges with no contested decisions (if any) is left blank.

Average Time to Decision, by Judge

For TRO



The supporting data for TRO motions is found in the following table:

	Total Motions	Contested Decisions	Win Rate	Time to Decision
District	273	236	86.2	0.2
Boulware	1	1	0.0	0.1
Dawson	49	41	95.1	0.2
Dorsey	4	4	25.0	0.1
Du	3	1	100.0	0.0
George	30	22	90.9	0.4
Gordon	3	3	100.0	0.0
Hicks	3	3	33.3	0.5
Hunt	40	32	92.2	0.2
Jones	41	37	97.3	0.2
Mahan	69	65	90.8	0.1
McKibben	7	6	33.3	0.1
Navarro	23	21	57.1	0.1