



LegalMetric Individual Judge Report
Judge Jon Steven Tigar
Copyright Cases
January 2013 to February 2015

This report contains confidential and proprietary information of LegalMetric, Inc. Use of this information by anyone other than the purchaser or, if the purchaser is a law firm, the purchaser's client, or disclosure of this information to persons other than the purchaser or, if the purchaser is a law firm, the purchaser's client, without the consent of LegalMetric, Inc. is prohibited.

The information contained in this report is obtained from the official docket records of the federal courts. No attempt has been made to correct that data. For example, cases may be misclassified in the official docket records. In addition, cases are classified only by the primary cause of action. Cases having multiple causes of action are analyzed only under the primary cause of action identified on the official court docket.

LegalMetric, Inc. is not a law firm, does not provide legal advice, and is not engaged in the practice of law. No attorney-client relationship exists between LegalMetric, Inc. and any user of its products. LegalMetric provides statistical and analytical information to anyone who desires to purchase that information. Any purchaser of LegalMetric products who wants legal advice should hire an attorney.

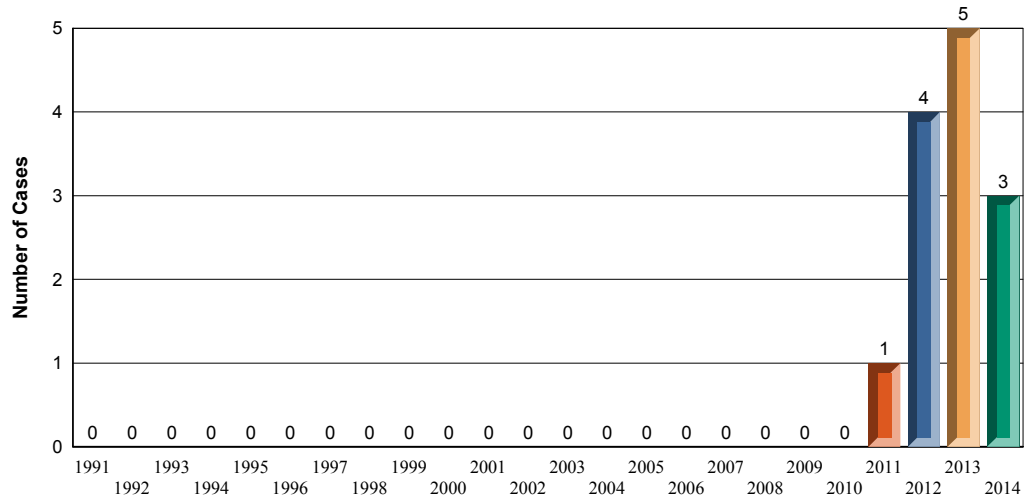
Overview:

Total Cases and Judgments

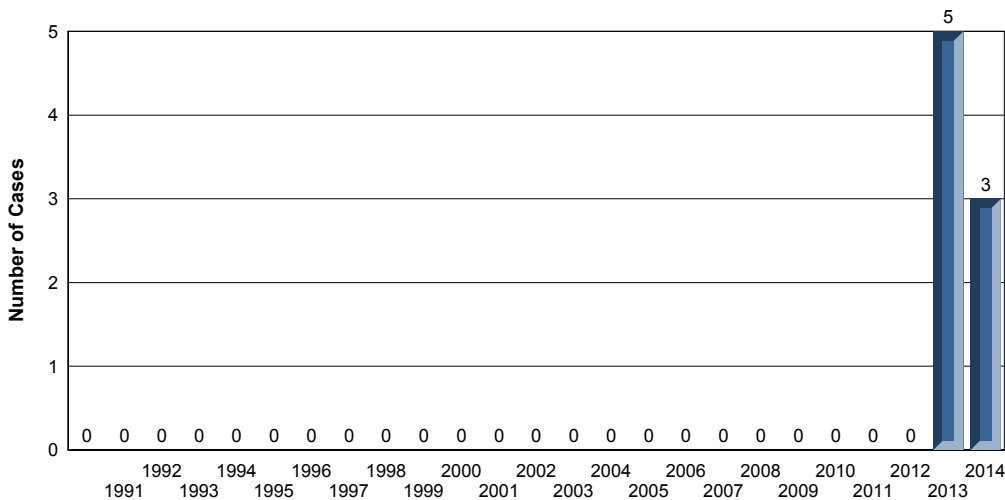
Judge Tigar was appointed to the bench on January 18, 2013. Since then this judge has been assigned 13 copyright cases. Of these, 8 cases have been terminated. There have been judgments in favor of a party (includes consent and default judgments) in 4 case(s). The plaintiff prevailed in 50.0% of these cases (while the defendant prevailed in 50.0% of these cases).

Number of Cases Filed, by Year

The number of copyright cases assigned to Judge Tigar by year is shown in the chart to the right. Note that this includes cases filed in previous years and reassigned to this judge, where applicable.



Number of Cases Decided, by Year

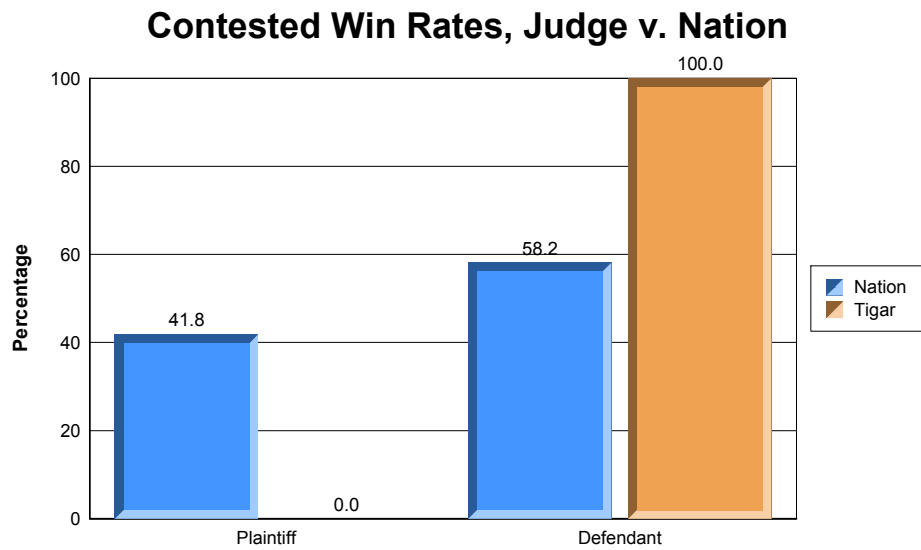


The number of copyright cases decided by Judge Tigar by year is shown in the chart to the left. This can include cases decided earlier which are subsequently assigned to this judge for post-decision rulings.

Overview:

Contested Judgments

There have been 2 contested judgments in these cases (does not include consent and default judgments). The plaintiff prevailed in 0.0% of these cases, while the defendant prevailed in 100.0% of these cases. These figures are compared to the corresponding nationwide numbers below.

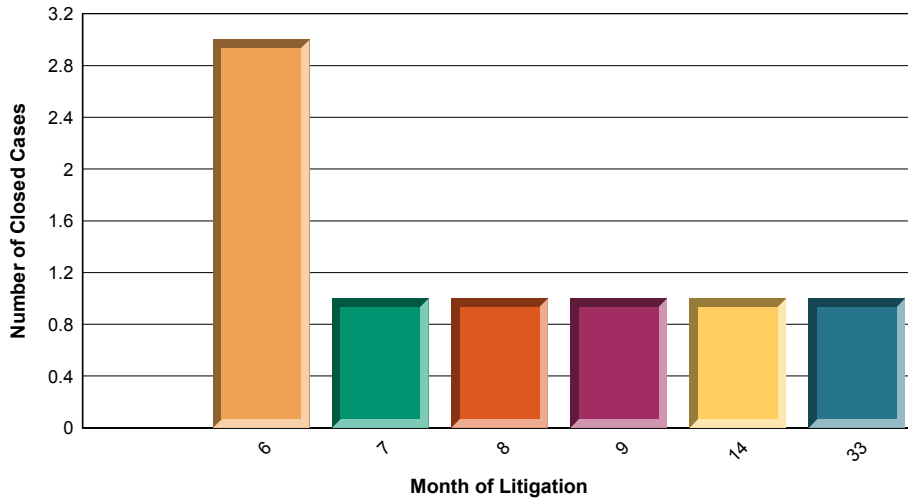


Overview:

Time to Disposition-All Cases

The average time from case filing to case disposition by Judge Tigar is 10.7 months. The distribution of case terminations by month of litigation is shown below for the first 48 months of litigation. Cases still open at the end of 48 months, if any, are all lumped into month "49". Months with no closed cases are omitted from the chart.

Distribution of All Closed Cases

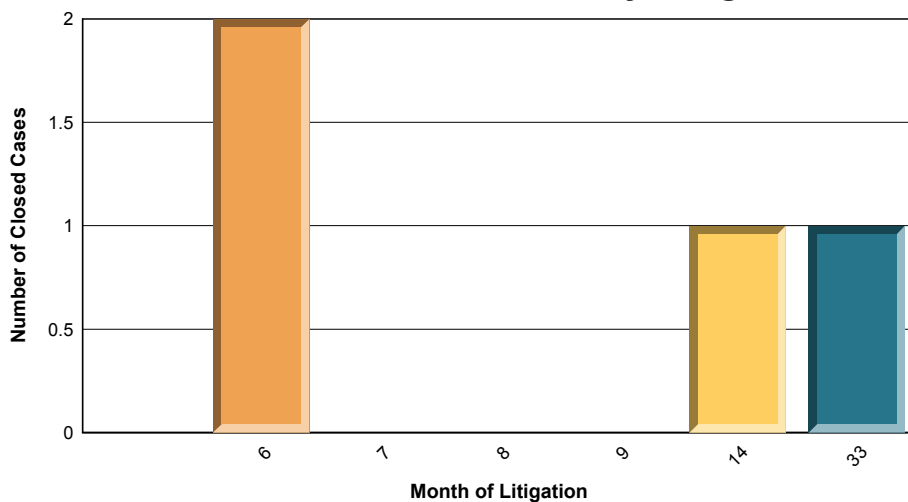


Overview:

Time to Disposition-Cases with Judgments

The average time from case filing to case disposition by judgment in favor of a party (includes consent and default judgments) in these cases is 14.3 months. The distribution of judgments by month of litigation is shown below for the first 48 months of litigation. Cases still open at the end of 48 months, if any, are all lumped into month "49". Months with no closed cases are omitted from the chart.

Distribution of Cases Closed by Judgment

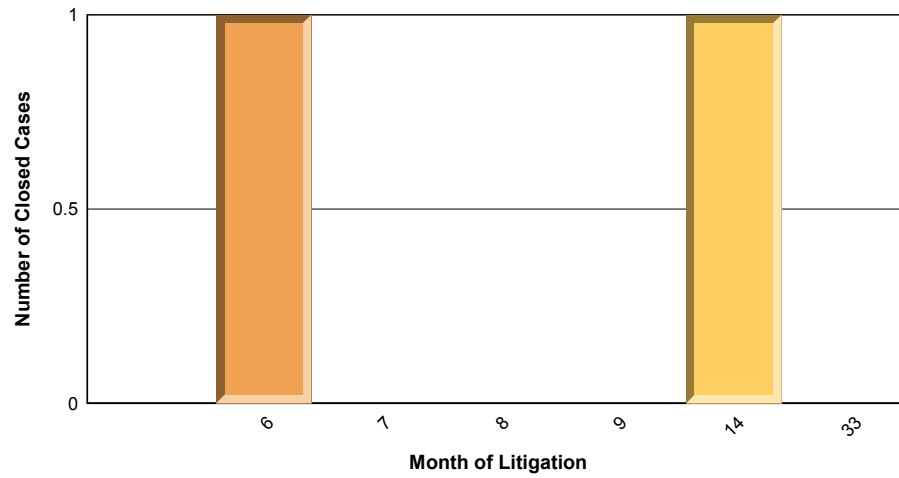


Overview:

Time to Disposition-Contested Judgments

The average time from case filing to case disposition by contested judgment (does NOT include consent and default judgments) in these cases is 9.5 months. The distribution of judgments by month of litigation is shown below for the first 48 months of litigation. Cases still open at the end of 48 months, if any, are all lumped into month "49". Months with no closed cases are omitted from the chart.

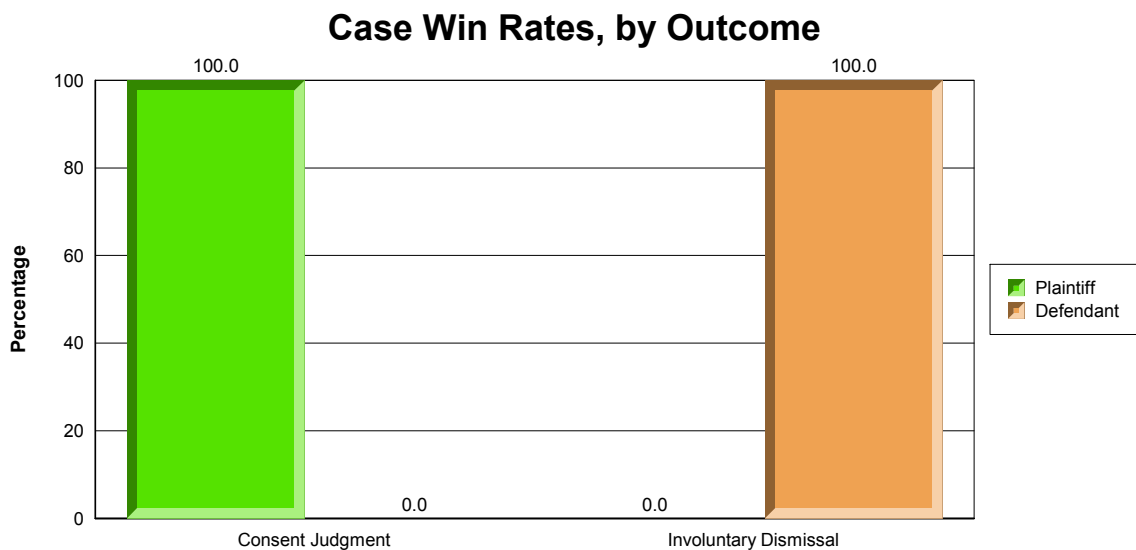
Distribution of Cases Closed by Contested Judgment



Case Outcomes with Judgments:

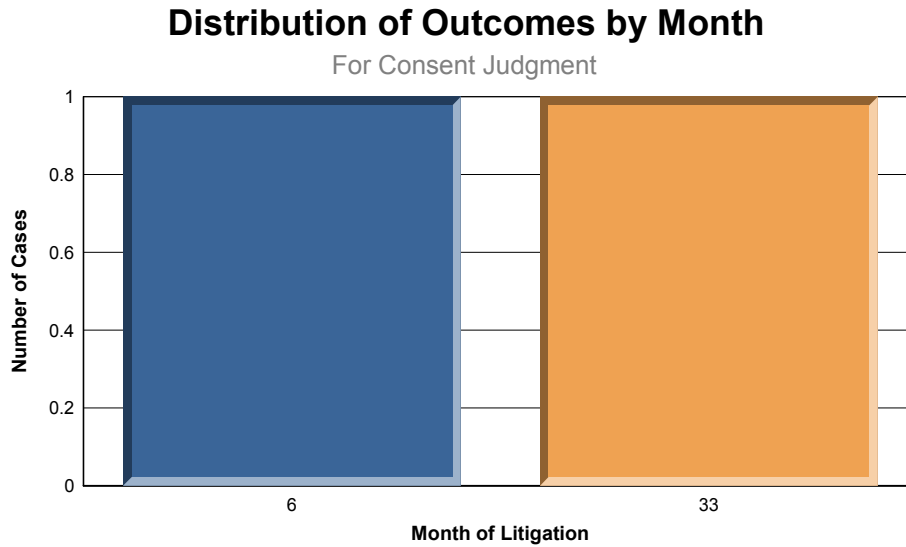
The win rates for plaintiffs and defendant by various outcomes are shown below. Details for each outcome are set forth in the following sections of the report. Outcomes for cases assigned to this judge (for post-decision matters) after the case was decided are included in this section.

	Plaintiff Win Rate	Defendant Win Rate
Total	50.0	50.0
Consent Judgment	100.0	0.0
Involuntary Dismissal	0.0	100.0



Consent Judgment

There was/were 2 case(s) terminated by Consent Judgment. The plaintiff win rate was 100.0% and the defendant win rate was 0.0%. The average time to case termination in months from case filing was 19.1. The distribution of these outcomes by month of litigation is shown below. Months with no outcomes are omitted from the chart. Cases still open after four years (if any) are lumped together in month "49".

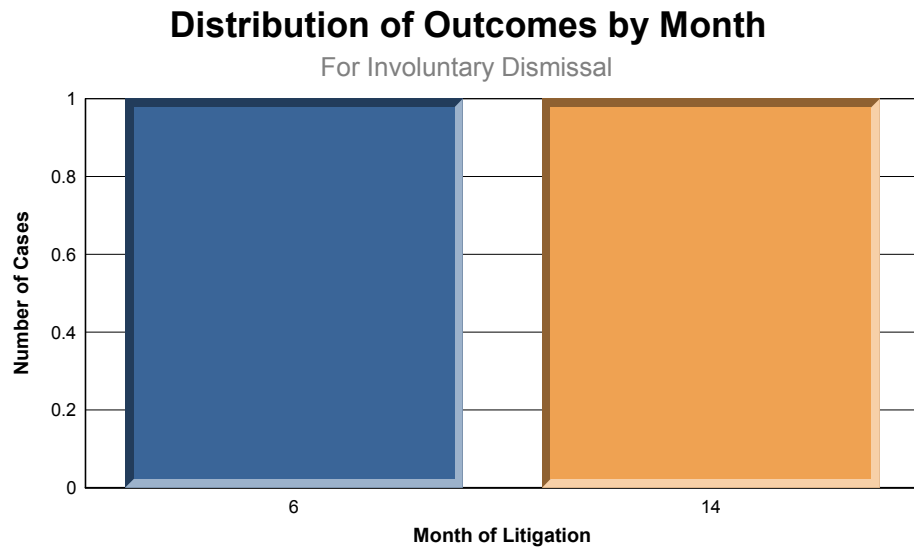


The supporting data is shown below.

Case Name	Case Number	Outcome	Prevailing Party	Pendency
Cable Wholesale.com, Inc. v. SF Cable, Inc.	3:11cv02966	Consent Judgment	Plaintiff	32.7
Synopsys, Inc. v. Sabharwal	3:12cv05334	Consent Judgment	Plaintiff	5.5

Involuntary Dismissal

There was/were 2 case(s) terminated by Involuntary Dismissal. The plaintiff win rate was 0.0% and the defendant win rate was 100.0%. The average time to case termination in months from case filing was 9.5. The distribution of these outcomes by month of litigation is shown below. Months with no outcomes are omitted from the chart. Cases still open after four years (if any) are lumped together in month "49".



The supporting data is shown below.

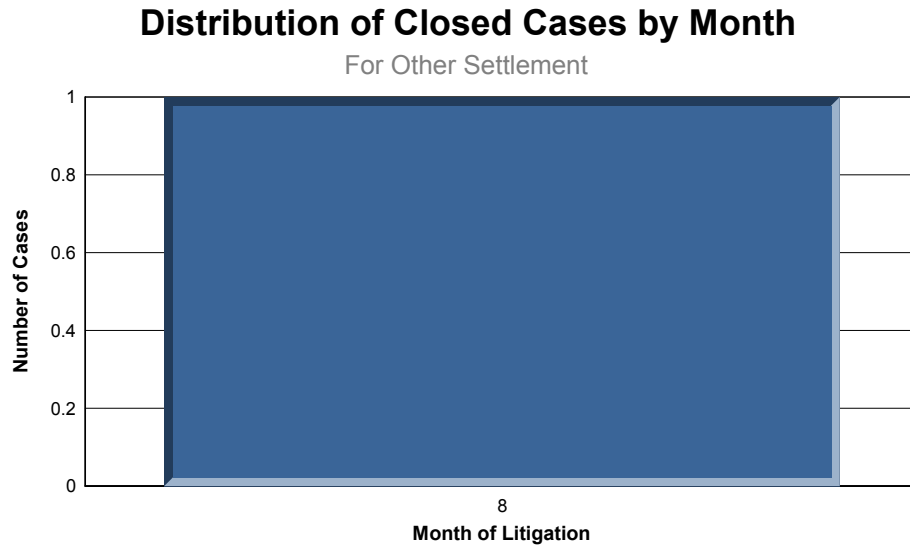
Case Name	Case Number	Outcome	Prevailing Party	Pendency
Anderson v. Google Inc.	3:12cv06573	Involuntary Dismissal	Defendant	5.2
Choyce v. SF Bay Area Independent Media Center et al	3:13cv01842	Involuntary Dismissal	Defendant	13.8

Case Outcomes with No Judgments in Favor of a Party:

The cases terminated without a judgment in favor of a party are identified below, including the distribution of those outcomes by month of litigation.

Other Settlement

There was/were 1 case(s) terminated by Other Settlement. The average time to case termination in months from case filing was 7.8. The distribution of these outcomes by month of litigation is shown below. Months with no outcomes are omitted from the chart.

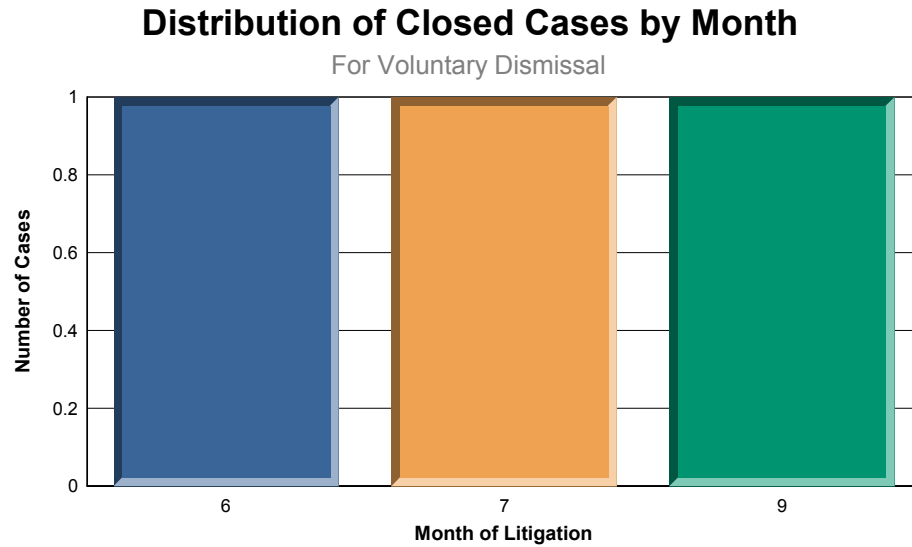


The supporting data is shown below.

Case Name	Case Number	Outcome	Pendency
Ebates Performance Marketing Inc v. Integral Technologies Inc	3:12cv06488	Other Settlement	7.8

Voluntary Dismissal

There was/were 3 case(s) terminated by Voluntary Dismissal. The average time to case termination in months from case filing was 6.9. The distribution of these outcomes by month of litigation is shown below. Months with no outcomes are omitted from the chart.



The supporting data is shown below.

Case Name	Case Number	Outcome	Pendency
Electronic Arts Inc. v. Zynga Inc.	3:12cv04099	Voluntary Dismissal	6.6
Ellison v. Dale Tiffany, Inc. et al	3:13cv02444	Voluntary Dismissal	5.9
Clifton v. Macmillian Publishers Ltd.	3:13cv02291	Voluntary Dismissal	8.2

Awards and Settlement Amounts:

The awards and settlement amounts found in these cases (if any) are shown below. Amounts not shown in the dockets of these cases or otherwise brought to the attention of LegalMetric are not included in these figures.

<u>Case Name</u>	<u>Case Number</u>	<u>Case Outcome</u>	<u>Date of Decision</u>	<u>Amount</u>
<hr/>				

Appeal Outcomes:

There have been 2 appealed cases. The results of those appeals are shown below. Note that the appeal may be an interlocutory appeal or an appeal of a final judgment.

<u>Case Name</u>	<u>Case Number</u>	<u>Case Outcome</u>	<u>Appeal Outcome</u>
Choyce v. SF Bay Area Independent Media Center et al	3:13cv01842	Involuntary Dismissal	Pending
Anderson v. Google Inc.	3:12cv06573	Involuntary Dismissal	Affirmed

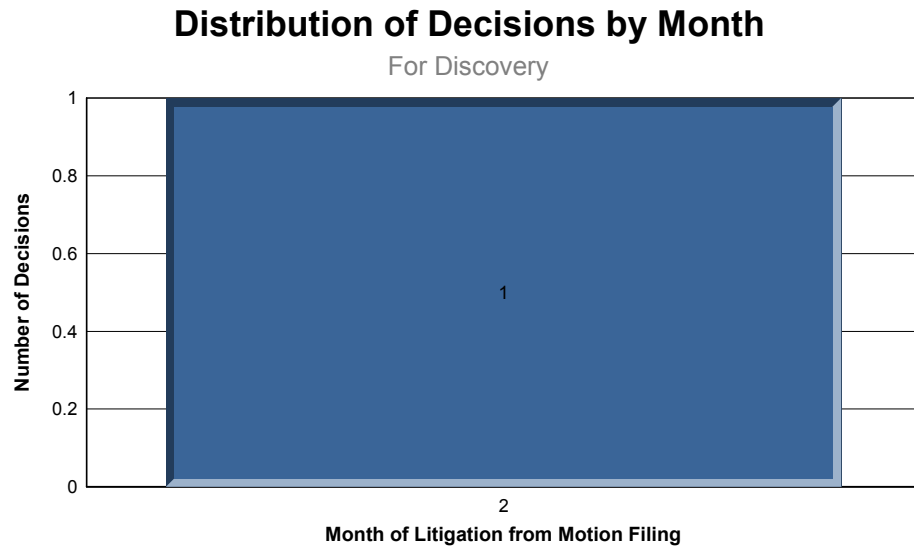
Motion Outcomes:

The number of contested motion decisions, win rate, and time in months from motion filing to decision by Judge Tigar in these cases are shown below, broken out by motion type and movant. See following sections for details.

		Number	Win Rate	Pendency
Discovery	Total	1	100.0	1.6
	Plaintiff	1	100.0	1.6
Dismissal	Total	6	66.7	2.9
	Defendant	6	66.7	2.9
Sanctions/Attorneys Fees	Total	3	66.7	3.3
	Defendant	3	66.7	3.3
Stay	Total	1	100.0	1.6
	Plaintiff	1	100.0	1.6

Discovery

There were 1 Discovery contested decisions by Judge Tigar. The overall contested win rate on these motions was 100.0%. The average time (in months) from motion filing to decision was 1.6. The distribution of time to decision for the first 12 months of motion pendency is shown below, with any motions remaining pendency after 12 months lumped into month "13". Months with no decisions are not included in the chart. Note that the first month includes all decisions occurring less than 1 month from motion filing.

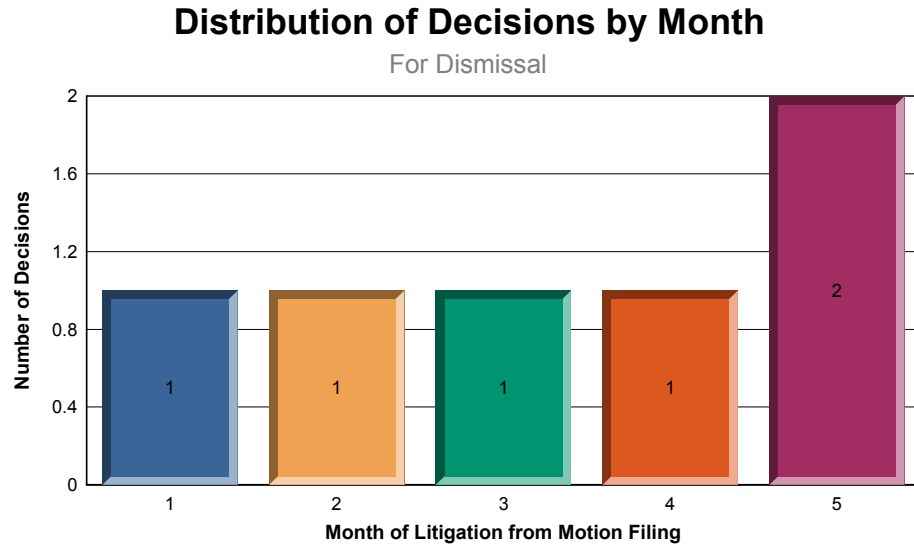


The supporting data is shown below.

Case Number	Decision	Movant	Pendency	Date of Decision
3:14cv03336	Granted	Plaintiff	1.6	12/15/14

Dismissal

There were 6 Dismissal contested decisions by Judge Tigar. The overall contested win rate on these motions was 66.7%. The average time (in months) from motion filing to decision was 2.9. The distribution of time to decision for the first 12 months of motion pendency is shown below, with any motions remaining pendency after 12 months lumped into month "13". Months with no decisions are not included in the chart. Note that the first month includes all decisions occurring less than 1 month from motion filing.

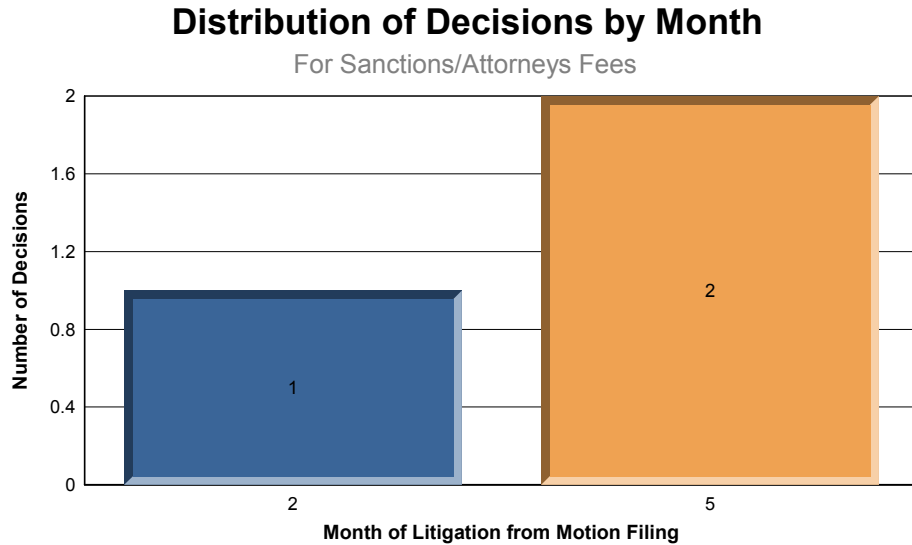


The supporting data is shown below.

Case Number	Decision	Movant	Pendency	Date of Decision
3:12cv06573	Granted	Defendant	0.9	3/27/13
3:12cv06573	Granted	Defendant	1.1	6/7/13
3:13cv01842	Granted in part, Denied in Part	Defendant	2.3	12/2/13
3:13cv01842	Granted in part, Denied in Part	Defendant	4.7	6/2/14
3:13cv01842	Granted in part, Denied in Part	Defendant	4.8	6/2/14
3:13cv05898	Granted in part, Denied in Part	Defendant	3.8	5/23/14

Sanctions/Attorneys Fees

There were 3 Sanctions/Attorneys Fees contested decisions by Judge Tigar. The overall contested win rate on these motions was 66.7%. The average time (in months) from motion filing to decision was 3.3. The distribution of time to decision for the first 12 months of motion pendency is shown below, with any motions remaining pendency after 12 months lumped into month "13". Months with no decisions are not included in the chart. Note that the first month includes all decisions occurring less than 1 month from motion filing.

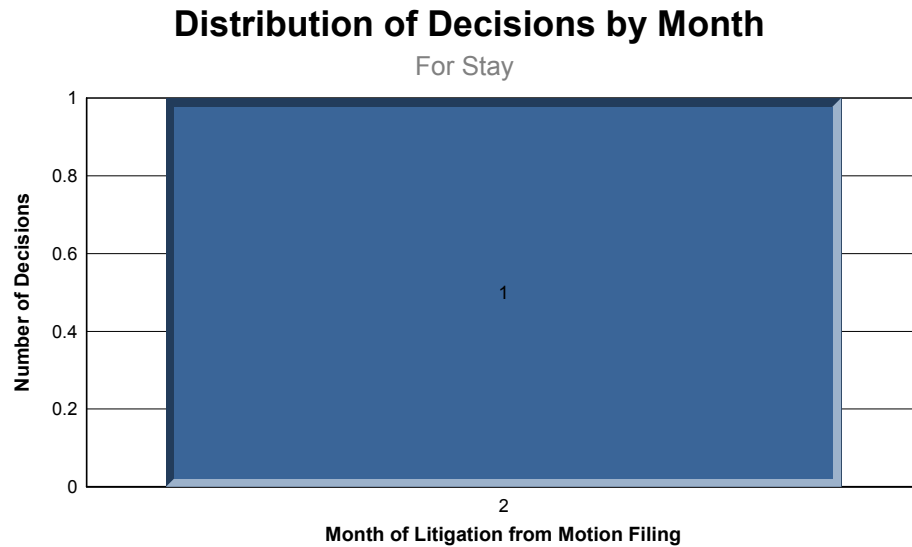


The supporting data is shown below.

Case Number	Decision	Movant	Pendency	Date of Decision
3:13cv01842	Denied without Prejudice	Defendant	1.7	2/7/14
3:13cv01842	Granted	Defendant	4.1	11/3/14
3:13cv01842	Granted	Defendant	4.1	11/3/14

Stay

There were 1 Stay contested decisions by Judge Tigar. The overall contested win rate on these motions was 100.0%. The average time (in months) from motion filing to decision was 1.6. The distribution of time to decision for the first 12 months of motion pendency is shown below, with any motions remaining pendency after 12 months lumped into month "13". Months with no decisions are not included in the chart. Note that the first month includes all decisions occurring less than 1 month from motion filing.



The supporting data is shown below.

Case Number	Decision	Movant	Pendency	Date of Decision
3:14cv03336	Granted	Plaintiff	1.6	12/15/14