



**LegalMetric Nationwide Report
SAMPLE
in Patent Cases**

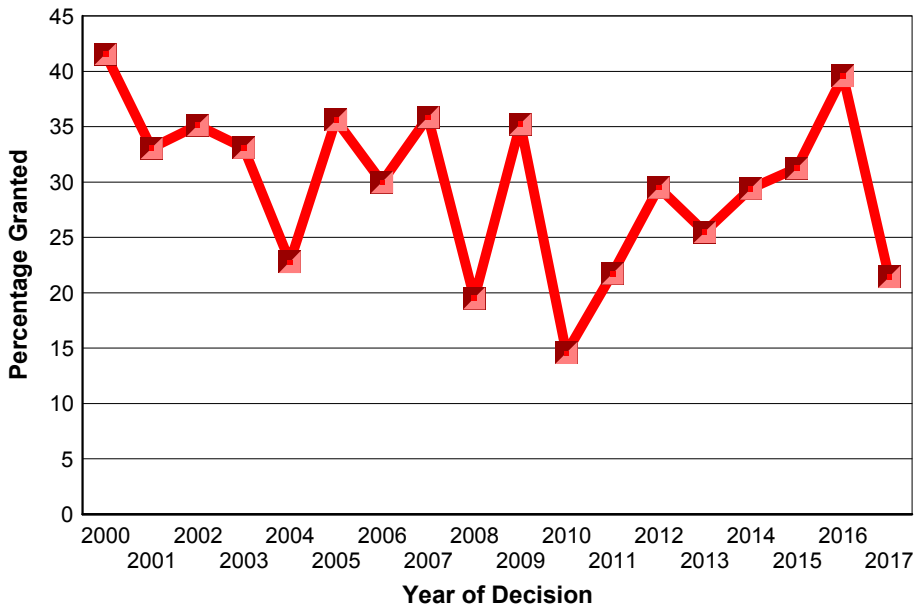
January 2000-June 2017

This report contains confidential and proprietary information of LegalMetric, Inc. Use of this information by anyone other than the purchaser or, if the purchaser is a law firm, the purchaser's client, or disclosure of this information to persons other than the purchaser or, if the purchaser is a law firm, the purchaser's client, without the consent of LegalMetric, Inc. is prohibited.

The information contained in this report is obtained from the official docket records of the federal courts. No attempt has been made to correct that data. For example, cases may be misclassified in the official docket records. In addition, cases are classified only by the primary cause of action. Cases having multiple causes of action are analyzed only under the primary cause of action identified on the official court docket.

LegalMetric, Inc. is not a law firm, does not provide legal advice, and is not engaged in the practice of law. No attorney-client relationship exists between LegalMetric, Inc. and any user of its products. LegalMetric provides statistical and analytical information to anyone who desires to purchase that information. Any purchaser of LegalMetric products who wants legal advice should hire an attorney.

Yearly Win Rates



Overview:

This report covers contested decisions in patent cases in the U.S. district courts and is based upon 1,064 decisions found in the dockets of the courts. Of these 1,064 decisions, 301 were granted, 38 were granted in part, and 725 were denied.

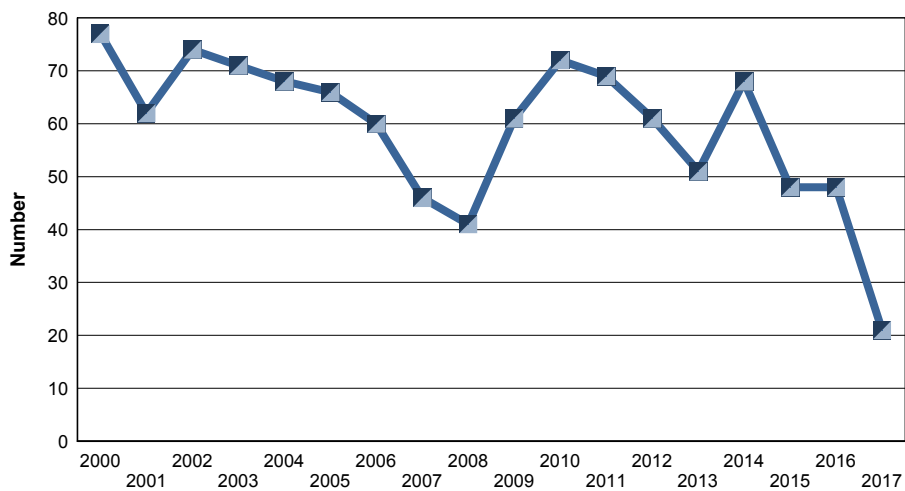
Win Rates:

For the period covered by this report, the win rate for movants on these motions is 30.1%. Variation from year to year is shown in the chart above.

Number of Decisions:

The variation from year to year in the number of decisions granted is shown below. Note that the last year is a partial year.

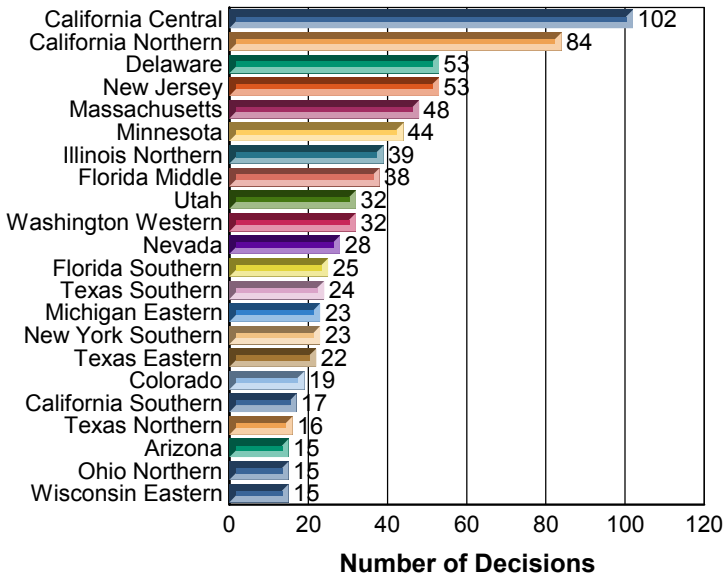
Number of Motions Granted, by Year



Districts

The following section of this report contains decision information concerning each district in which a decision on a contested motion was found, as well as comparison information on the top twenty districts (in terms of the number of decisions on these motions).

Number of Contested Decisions: Top 20 Districts

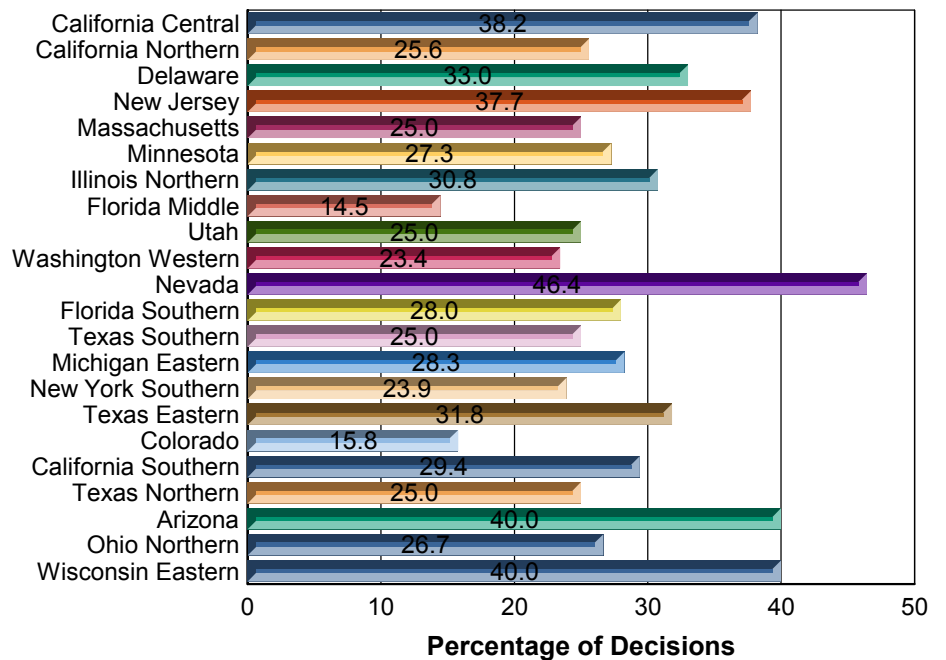


Number of Decisions and Contested Decision Win Rates for the Top 20 Districts:

The chart to the left shows the numbers of contested decisions in the 20 districts with the most decisions on these motions for the period covered by the report.

The chart to the right shows the contested win rates, by districts, for these same twenty districts.

Contested Win Rates: Top 20 Districts



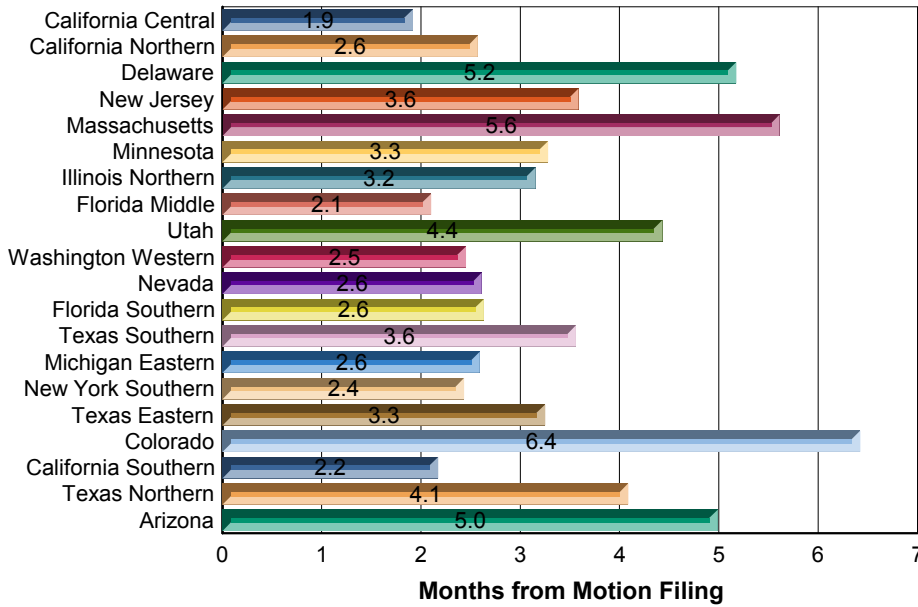
The total number of decisions found on contested motions is shown below for each district in the left-hand table, while the contested win rate on these motions is shown in the table to the right.

	Number of Decisions		Win Rate
Alabama Northern	2	Alabama Northern	50.0
Alaska	1	Alaska	0.0
Arizona	15	Arizona	40.0
Arkansas Eastern	4	Arkansas Eastern	0.0
Arkansas Western	1	Arkansas Western	0.0
California Central	102	California Central	38.2
California Eastern	7	California Eastern	71.4
California Northern	84	California Northern	25.6
California Southern	17	California Southern	29.4
Colorado	19	Colorado	15.8
Connecticut	9	Connecticut	33.3
Delaware	53	Delaware	33.0
District of Columbia	3	District of Columbia	0.0
Florida Middle	38	Florida Middle	14.5
Florida Northern	2	Florida Northern	50.0
Florida Southern	25	Florida Southern	28.0
Georgia Middle	2	Georgia Middle	50.0
Georgia Northern	13	Georgia Northern	7.7
Georgia Southern	1	Georgia Southern	100.0
Hawaii	3	Hawaii	33.3
Idaho	5	Idaho	20.0
Illinois Central	1	Illinois Central	0.0
Illinois Northern	39	Illinois Northern	30.8
Illinois Southern	1	Illinois Southern	0.0
Indiana Northern	3	Indiana Northern	33.3
Indiana Southern	5	Indiana Southern	50.0
Iowa Northern	3	Iowa Northern	16.7
Iowa Southern	7	Iowa Southern	14.3
Kansas	2	Kansas	50.0
Kentucky Eastern	2	Kentucky Eastern	0.0
Kentucky Western	3	Kentucky Western	66.7

	Number of Decisions		Win Rate
Louisiana Eastern	5	Louisiana Eastern	20.0
Louisiana Western	2	Louisiana Western	50.0
Maine	5	Maine	40.0
Maryland	14	Maryland	35.7
Massachusetts	48	Massachusetts	25.0
Michigan Eastern	23	Michigan Eastern	28.3
Michigan Western	6	Michigan Western	25.0
Minnesota	44	Minnesota	27.3
Missouri Eastern	8	Missouri Eastern	56.3
Missouri Western	6	Missouri Western	33.3
Montana	3	Montana	33.3
Nebraska	6	Nebraska	83.3
Nevada	28	Nevada	46.4
New Hampshire	3	New Hampshire	0.0
New Jersey	53	New Jersey	37.7
New Mexico	2	New Mexico	25.0
New York Eastern	12	New York Eastern	8.3
New York Northern	8	New York Northern	18.8
New York Southern	23	New York Southern	23.9
New York Western	4	New York Western	0.0
North Carolina Eastern	7	North Carolina Eastern	28.6
North Carolina Middle	11	North Carolina Middle	45.5
North Carolina Western	6	North Carolina Western	25.0
North Dakota	2	North Dakota	100.0
Ohio Northern	15	Ohio Northern	26.7
Ohio Southern	8	Ohio Southern	43.8
Oklahoma Northern	2	Oklahoma Northern	0.0
Oklahoma Western	2	Oklahoma Western	50.0
Oregon	11	Oregon	18.2
Pennsylvania Eastern	13	Pennsylvania Eastern	30.8
Pennsylvania Middle	1	Pennsylvania Middle	100.0
Pennsylvania Western	7	Pennsylvania Western	14.3
Rhode Island	4	Rhode Island	25.0
South Carolina	7	South Carolina	0.0
Tennessee Eastern	6	Tennessee Eastern	33.3

	Number of Decisions		Win Rate
Tennessee Middle	3	Tennessee Middle	33.3
Tennessee Western	3	Tennessee Western	33.3
Texas Eastern	22	Texas Eastern	31.8
Texas Northern	16	Texas Northern	25.0
Texas Southern	24	Texas Southern	25.0
Texas Western	9	Texas Western	22.2
Utah	32	Utah	25.0
Vermont	2	Vermont	50.0
Virginia Eastern	14	Virginia Eastern	50.0
Virginia Western	3	Virginia Western	0.0
Washington Eastern	2	Washington Eastern	50.0
Washington Western	32	Washington Western	23.4
West Virginia Northern	1	West Virginia Northern	100.0
Wisconsin Eastern	15	Wisconsin Eastern	40.0
Wisconsin Western	9	Wisconsin Western	33.3

Average Time to Decision



Time to Decision in Top 20 Districts:

Districts:

The average time from motion filing to decision for these 20 districts is shown in the chart to the left.

The time to decision and number of decisions for each district are shown in the tables below.

	Number of Decisions		Time to Decision (months from filing)
Alabama Northern	2	Alabama Northern	0.9
Alaska	1	Alaska	0.1
Arizona	15	Arizona	5.0
Arkansas Eastern	4	Arkansas Eastern	2.7
Arkansas Western	1	Arkansas Western	1.2
California Central	102	California Central	1.9
California Eastern	7	California Eastern	4.3
California Northern	84	California Northern	2.6
California Southern	17	California Southern	2.2
Colorado	19	Colorado	6.4
Connecticut	9	Connecticut	2.9
Delaware	53	Delaware	5.2
District of Columbia	3	District of Columbia	1.8
Florida Middle	38	Florida Middle	2.1
Florida Northern	2	Florida Northern	3.5
Florida Southern	25	Florida Southern	2.6
Georgia Middle	2	Georgia Middle	0.5
Georgia Northern	13	Georgia Northern	6.1
Georgia Southern	1	Georgia Southern	0.2
Hawaii	3	Hawaii	2.6

	Number of Decisions		Time to Decision (months from filing)
Idaho	5	Idaho	5.1
Illinois Central	1	Illinois Central	0.1
Illinois Northern	39	Illinois Northern	3.2
Illinois Southern	1	Illinois Southern	5.2
Indiana Northern	3	Indiana Northern	6.2
Indiana Southern	5	Indiana Southern	2.8
Iowa Northern	3	Iowa Northern	5.7
Iowa Southern	7	Iowa Southern	3.2
Kansas	2	Kansas	3.7
Kentucky Eastern	2	Kentucky Eastern	2.1
Kentucky Western	3	Kentucky Western	1.9
Louisiana Eastern	5	Louisiana Eastern	2.1
Louisiana Western	2	Louisiana Western	4.9
Maine	5	Maine	4.4
Maryland	14	Maryland	2.3
Massachusetts	48	Massachusetts	5.6
Michigan Eastern	23	Michigan Eastern	2.6
Michigan Western	6	Michigan Western	1.8
Minnesota	44	Minnesota	3.3
Missouri Eastern	8	Missouri Eastern	2.3
Missouri Western	6	Missouri Western	2.7
Montana	3	Montana	0.6
Nebraska	6	Nebraska	4.2
Nevada	28	Nevada	2.6
New Hampshire	3	New Hampshire	6.2
New Jersey	53	New Jersey	3.6
New Mexico	2	New Mexico	6.8
New York Eastern	12	New York Eastern	4.1
New York Northern	8	New York Northern	5.4
New York Southern	23	New York Southern	2.4
New York Western	4	New York Western	7.4
North Carolina Eastern	7	North Carolina Eastern	6.4
North Carolina Middle	11	North Carolina Middle	6.9
North Carolina Western	6	North Carolina Western	2.1

	Number of Decisions		Time to Decision (months from filing)
North Dakota	2	North Dakota	1.4
Ohio Northern	15	Ohio Northern	5.0
Ohio Southern	8	Ohio Southern	3.6
Oklahoma Northern	2	Oklahoma Northern	5.0
Oklahoma Western	2	Oklahoma Western	3.8
Oregon	11	Oregon	3.2
Pennsylvania Eastern	13	Pennsylvania Eastern	4.2
Pennsylvania Middle	1	Pennsylvania Middle	0.6
Pennsylvania Western	7	Pennsylvania Western	4.5
Rhode Island	4	Rhode Island	2.1
South Carolina	7	South Carolina	2.7
Tennessee Eastern	6	Tennessee Eastern	6.4
Tennessee Middle	3	Tennessee Middle	0.9
Tennessee Western	3	Tennessee Western	9.9
Texas Eastern	22	Texas Eastern	3.3
Texas Northern	16	Texas Northern	4.1
Texas Southern	24	Texas Southern	3.6
Texas Western	9	Texas Western	2.2
Utah	32	Utah	4.4
Vermont	2	Vermont	1.9
Virginia Eastern	14	Virginia Eastern	1.3
Virginia Western	3	Virginia Western	6.3
Washington Eastern	2	Washington Eastern	0.7
Washington Western	32	Washington Western	2.5
West Virginia Northern	1	West Virginia Northern	4.1
Wisconsin Eastern	15	Wisconsin Eastern	3.9
Wisconsin Western	9	Wisconsin Western	2.3

Additional information about these districts may be found in the individual district sections that follow.

Alabama Northern

The dockets of patent cases in Alabama Northern were examined to identify decisions on contested motions. The number of decisions found, the number granted, and the number denied are as follows:

Total Decisions: 2

Total Granted: 1 Plaintiff Granted: 1 Defendant Granted: 0

Total Denied: 1 Plaintiff Denied: 1 Defendant Denied: 0

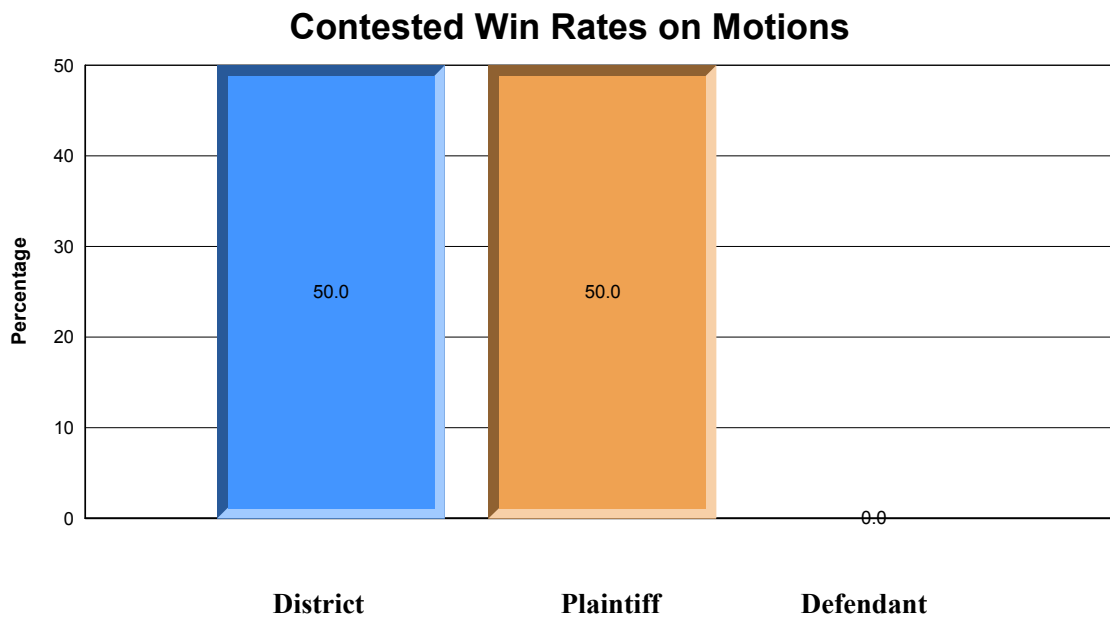
Total Granted in Part, Denied in Part: 0 Plaintiff Granted in Part: 0

Defendant Granted in Part: 0

Plaintiff Win Rate: 50.0%

Defendant Win Rate: 0.0%

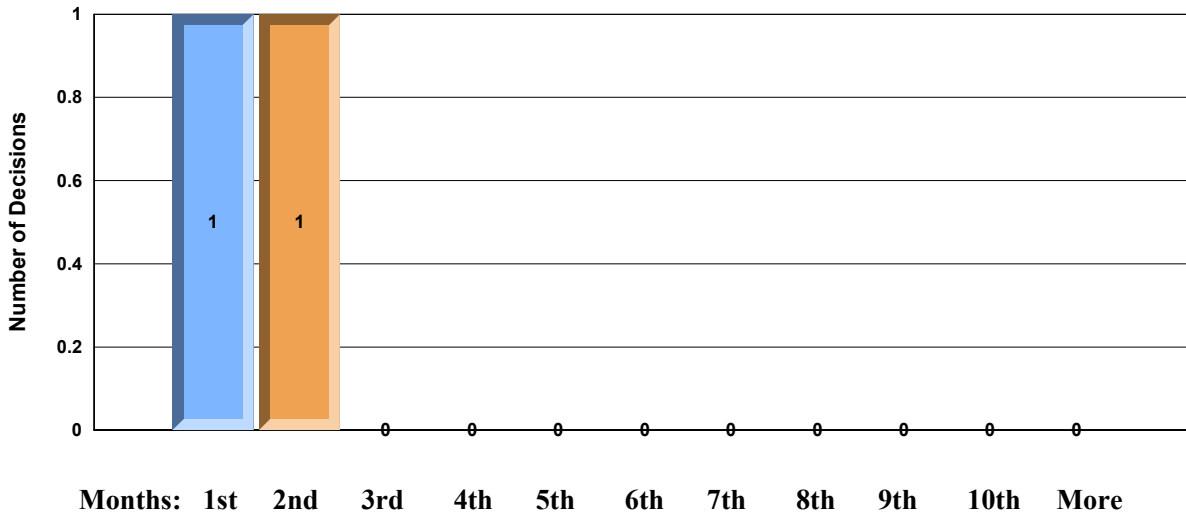
Overall Win Rate: 50.0%



The average time from motion filing to decision was 0.9 months from motion filing. The distribution of times to decision for these motions is illustrated in the chart below.

Distribution of Decisions

For Alabama Northern



Proctor, R.

Total Decisions: 1
 Total Granted: 0
 Total Denied: 1
 Total Granted in Part, Denied in Part: 0
 Overall Win Rate: 0.0%
 Average Time to Decision: 1.7 months from motion filing

Case Number	Case Name	Movant	Decision	Pendency	Decision Date	Pharma?
2:10cv01796	Frontier Devices Inc v. minSURG Corporation Inc et al	Plaintiff	Denied	1.68	9/30/2010	

Smith, Charles

Total Decisions: 1
 Total Granted: 1
 Total Denied: 0
 Total Granted in Part, Denied in Part: 0
 Overall Win Rate: 100.0%
 Average Time to Decision: 0.2 months from motion filing

Case Number	Case Name	Movant	Decision	Pendency	Decision Date	Pharma?
5:03cv02804	Monsanto Company, et al v. White, et al	Plaintiff	Granted	0.16	4/13/2004	

Alaska

The dockets of patent cases in Alaska were examined to identify decisions on contested motions. The number of decisions found, the number granted, and the number denied are as follows:

Total Decisions: 1

Total Granted: 0 Plaintiff Granted: 0 Defendant Granted: 0

Total Denied: 1 Plaintiff Denied: 1 Defendant Denied: 0

Total Granted in Part, Denied in Part: 0 Plaintiff Granted in Part: 0

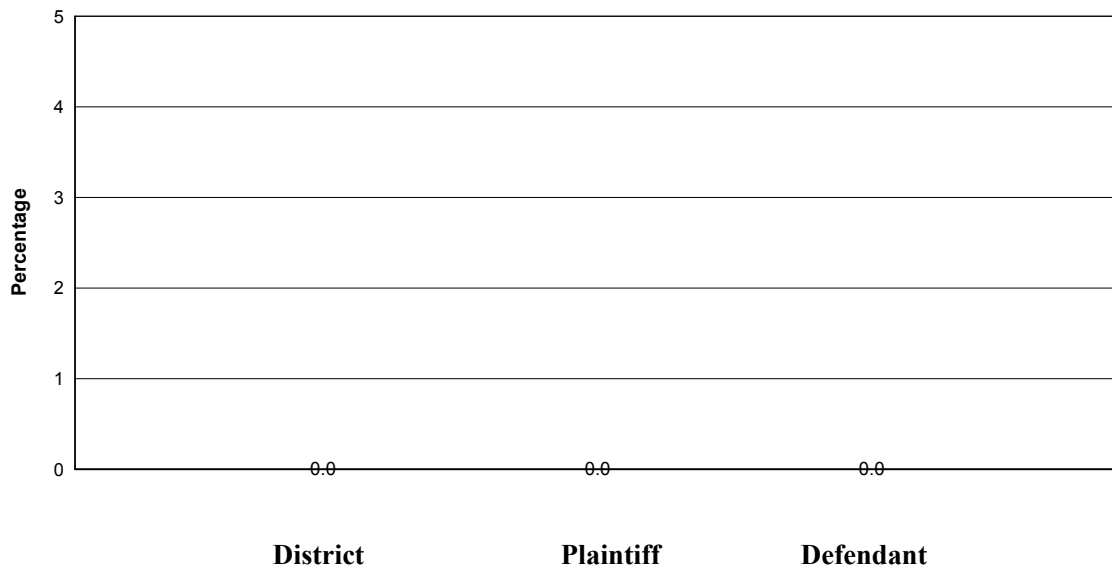
Defendant Granted in Part: 0

Plaintiff Win Rate: 0.0%

Defendant Win Rate: 0.0%

Overall Win Rate: 0.0%

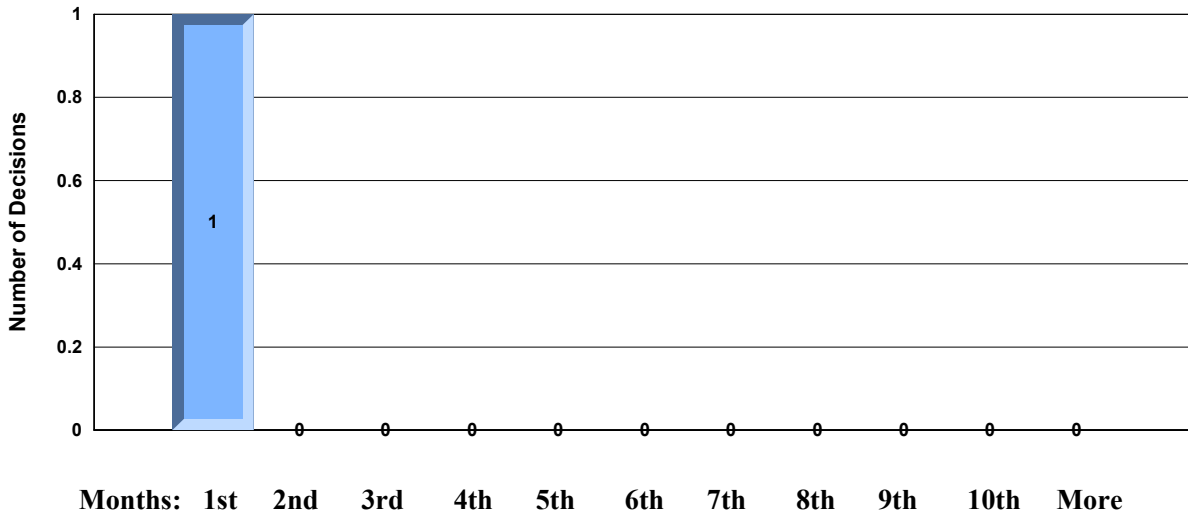
Contested Win Rates on Motions



The average time from motion filing to decision was 0.1 months from motion filing. The distribution of times to decision for these motions is illustrated in the chart below.

Distribution of Decisions

For Alaska



Burgess, Timothy

Total Decisions: 1
 Total Granted: 0
 Total Denied: 1
 Total Granted in Part, Denied in Part: 0
 Overall Win Rate: 0.0%
 Average Time to Decision: 0.1 months from motion filing

Case Number	Case Name	Movant	Decision	Pendency	Decision Date	Pharma?
3:10cv00267	Gladden v. City of Dillingham et al	Plaintiff	Denied	0.13	2/4/2011	

Arizona

The dockets of patent cases in Arizona were examined to identify decisions on contested motions. The number of decisions found, the number granted, and the number denied are as follows:

Total Decisions: 15

Total Granted: 6 Plaintiff Granted: 5 Defendant Granted: 0

Total Denied: 9 Plaintiff Denied: 9 Defendant Denied: 0

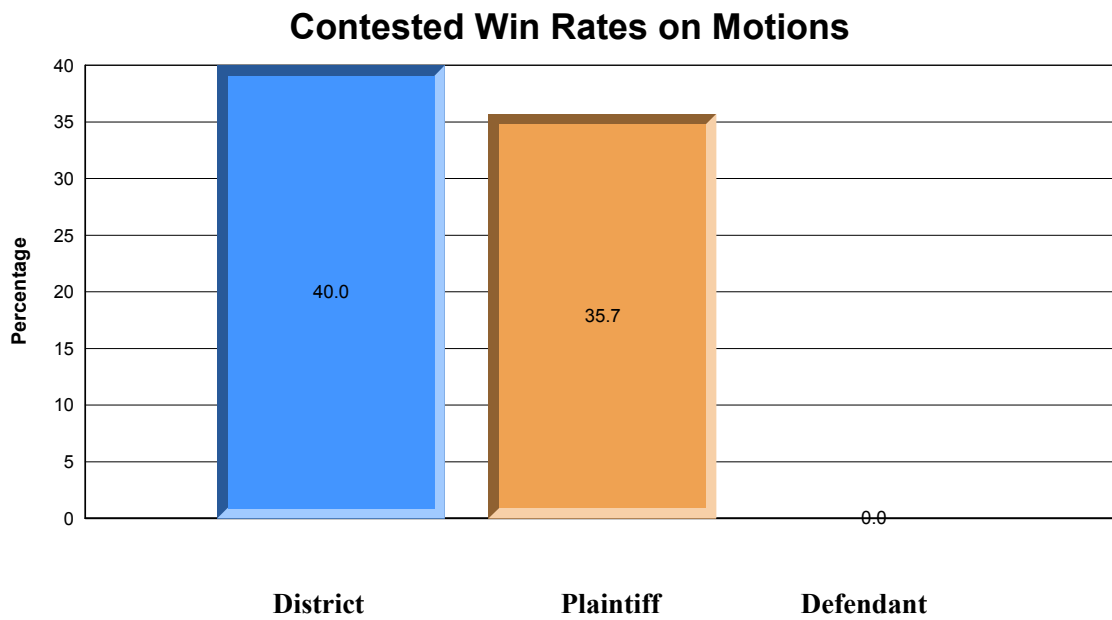
Total Granted in Part, Denied in Part: 0 Plaintiff Granted in Part: 0

Defendant Granted in Part: 0

Plaintiff Win Rate: 35.7%

Defendant Win Rate: 0.0%

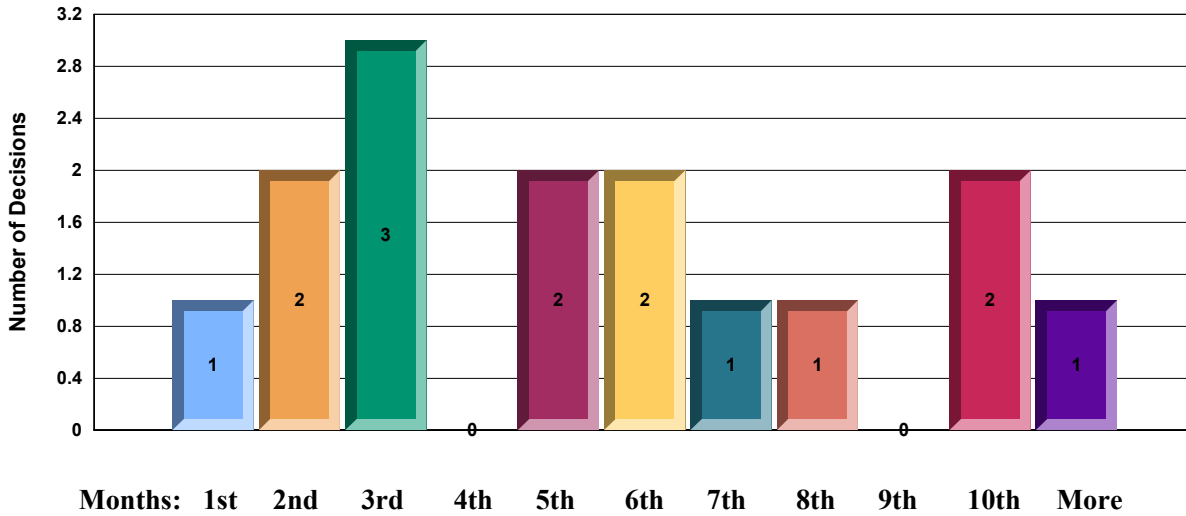
Overall Win Rate: 40.0%



The average time from motion filing to decision was 5.0 months from motion filing. The distribution of times to decision for these motions is illustrated in the chart below.

Distribution of Decisions

For Arizona



Bolton, Susan

Total Decisions: 1
 Total Granted: 0
 Total Denied: 1
 Total Granted in Part, Denied in Part: 0
 Overall Win Rate: 0.0%
 Average Time to Decision: 2.2 months from motion filing

Case Number	Case Name	Movant	Decision	Pendency	Decision Date	Pharma?
2:15cv00311	Neal Technologies Incorporated v. Innovative Performance Research LLC	Plaintiff	Denied	2.20	5/19/2015	

Martone, Frederick

Total Decisions: 1
 Total Granted: 1
 Total Denied: 0
 Total Granted in Part, Denied in Part: 0
 Overall Win Rate: 100.0%
 Average Time to Decision: 1.6 months from motion filing

Case Number	Case Name	Movant	Decision	Pendency	Decision Date	Pharma?
2:03cv00035	Zila Inc, et al v. Beutlich Pharmaceuti, et al	Plaintiff	Granted	1.61	2/26/2003	

McNamee, Stephen

Total Decisions: 6

Total Granted: 3

Total Denied: 3

Total Granted in Part, Denied in Part: 0

Overall Win Rate: 50.0%

Average Time to Decision: 3.6 months from motion filing

Case Number	Case Name	Movant	Decision	Pendency	Decision Date	Pharma?
2:00cv00364	American Dairy Queen v. Jogee Inc, et al	Plaintiff	Denied without Prejudice	5.86	8/21/2000	
2:00cv01017	Worldwide Data Link v. Holder	Plaintiff	Granted	2.53	8/15/2000	
2:99cv02009	Marlyn Nutraceutical v. Skymall Inc, et al	Plaintiff	Denied without Prejudice	6.02	8/3/2000	
2:00cv01017	Worldwide Data Link v. Holder	Plaintiff	Granted	0.13	7/11/2000	
2:00cv01017	Worldwide Data Link v. Holder	Court	Granted	1.12	8/16/2000	
2:05cv03458	Medicis Pharmaceutical Corporation v. Upsher-Smith Laboratories, Inc et al	Plaintiff	Denied	5.79	4/28/2006	Pharma

Rosenblatt, Paul

Total Decisions: 1

Total Granted: 0

Total Denied: 1

Total Granted in Part, Denied in Part: 0

Overall Win Rate: 0.0%

Average Time to Decision: 12.1 months from motion filing

Case Number	Case Name	Movant	Decision	Pendency	Decision Date	Pharma?
2:02cv02036	Erchonia Medical Inc, et al v. Smith, et al	Plaintiff	Denied	12.07	10/17/2003	

Silver, Roslyn

Total Decisions: 2

Total Granted: 1

Total Denied: 1

Total Granted in Part, Denied in Part: 0

Overall Win Rate: 50.0%

Average Time to Decision: 9.4 months from motion filing

Case Number	Case Name	Movant	Decision	Pendency	Decision Date	Pharma?
2:03cv01468	Astaris LLC v. Fire-Trol Holdings	Plaintiff	Denied	9.87	3/31/2005	
2:99cv01926	Allied Tube Conduit v. John Maneely Company, et al	Plaintiff	Granted	9.01	9/19/2000	

Snow, G

Total Decisions: 1

Total Granted: 0

Total Denied: 1

Total Granted in Part, Denied in Part: 0

Overall Win Rate: 0.0%

Average Time to Decision: 4.2 months from motion filing

Case Number	Case Name	Movant	Decision	Pendency	Decision Date	Pharma?
2:11cv02516	Verco Decking Incorporated v. Consolidated Systems Incorporated	Plaintiff	Denied	4.24	1/4/2016	

Strand, Roger

Total Decisions: 2

Total Granted: 1

Total Denied: 1

Total Granted in Part, Denied in Part: 0

Overall Win Rate: 50.0%

Average Time to Decision: 5.0 months from motion filing

Case Number	Case Name	Movant	Decision	Pendency	Decision Date	Pharma?
2:99cv00890	Bioglan Pharma Inc, et al v. Stellar Health Prod, et al	Plaintiff	Granted	7.17	3/21/2000	
2:99cv01548	Medicis Pharmaceut v. Perricone	Plaintiff	Denied	2.83	2/23/2000	Pharma

Tuchi, John

Total Decisions: 1

Total Granted: 0

Total Denied: 1

Total Granted in Part, Denied in Part: 0

Overall Win Rate: 0.0%

Average Time to Decision: 4.4 months from motion filing

Case Number	Case Name	Movant	Decision	Pendency	Decision Date	Pharma?
2:15cv02491	America Greener Technologies Incorporated et al v. Enhanced Life Water Solutions LLC et al	Plaintiff	Denied	4.38	4/19/2016	

Arkansas Eastern

The dockets of patent cases in Arkansas Eastern were examined to identify decisions on contested motions. The number of decisions found, the number granted, and the number denied are as follows:

Total Decisions: 4

Total Granted: 0 Plaintiff Granted: 0 Defendant Granted: 0

Total Denied: 4 Plaintiff Denied: 4 Defendant Denied: 0

Total Granted in Part, Denied in Part: 0 Plaintiff Granted in Part: 0

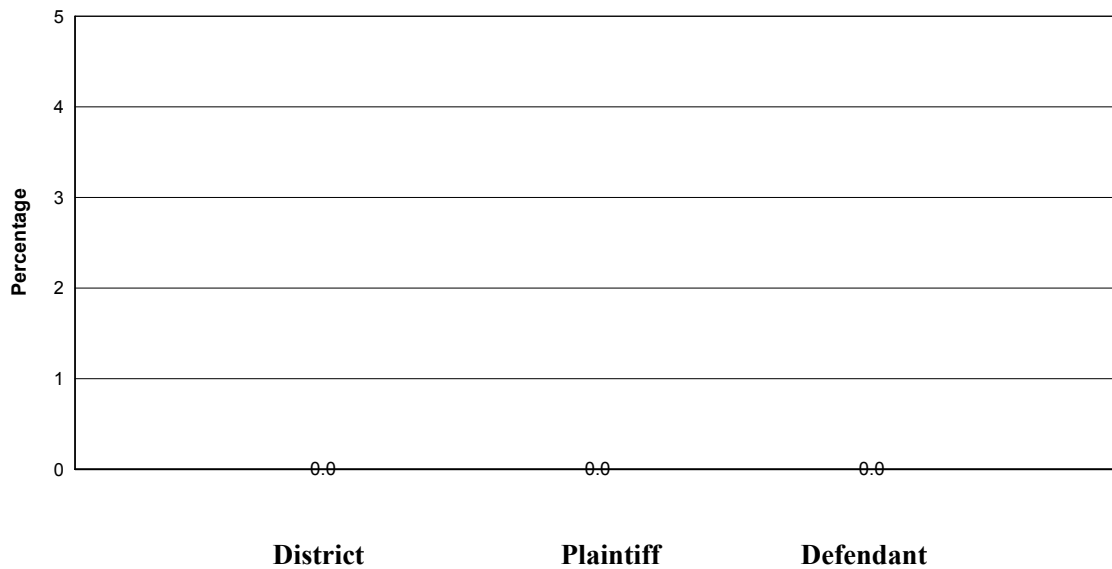
Defendant Granted in Part: 0

Plaintiff Win Rate: 0.0%

Defendant Win Rate: 0.0%

Overall Win Rate: 0.0%

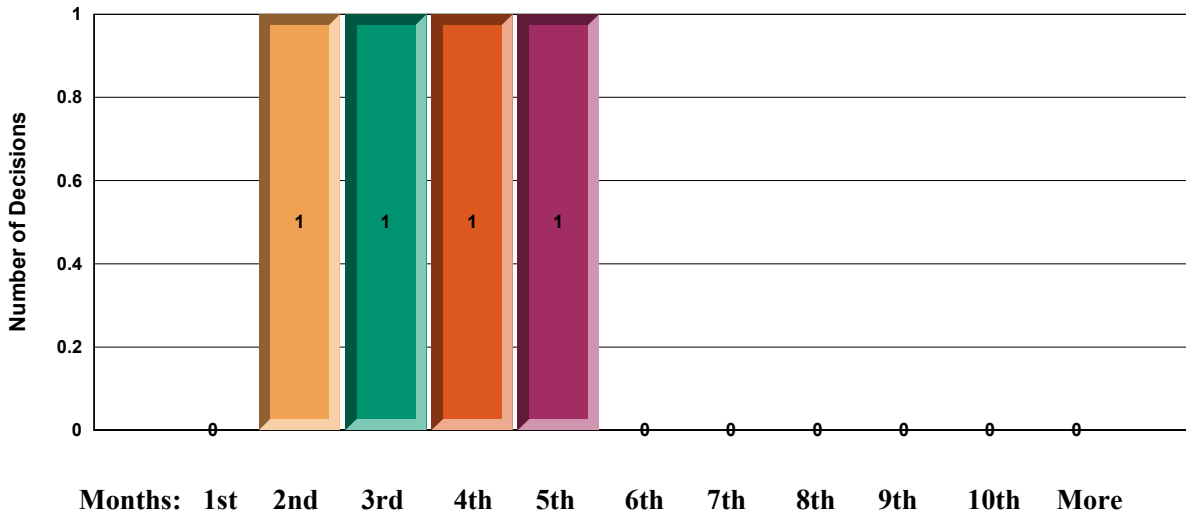
Contested Win Rates on Motions



The average time from motion filing to decision was 2.7 months from motion filing. The distribution of times to decision for these motions is illustrated in the chart below.

Distribution of Decisions

For Arkansas Eastern



Eisele, Garnett

Total Decisions: 1
 Total Granted: 0
 Total Denied: 1
 Total Granted in Part, Denied in Part: 0
 Overall Win Rate: 0.0%
 Average Time to Decision: 4.3 months from motion filing

Case Number	Case Name	Movant	Decision	Pendency	Decision Date	Pharma?
3:02cv00270	Northstar Industries, et al v. Aftersort Inc, et al	Plaintiff	Denied	4.34	1/8/2003	

Holmes, James

Total Decisions: 2
 Total Granted: 0
 Total Denied: 2
 Total Granted in Part, Denied in Part: 0
 Overall Win Rate: 0.0%
 Average Time to Decision: 2.1 months from motion filing

Case Number	Case Name	Movant	Decision	Pendency	Decision Date	Pharma?
1:12cv00018	Ralcorp Holdings Inc et al v. Frito-Lay North America Inc	Plaintiff	Denied	1.05	3/20/2012	
4:12cv00623	PerfectVision Manufacturing Inc v. PPC Broadband Inc	Plaintiff	Denied	3.16	6/10/2013	

Wilson, William

Total Decisions: 1

Total Granted: 0

Total Denied: 1

Total Granted in Part, Denied in Part: 0

Overall Win Rate: 0.0%

Average Time to Decision: 2.2 months from motion filing

Case Number	Case Name	Movant	Decision	Pendency	Decision Date	Pharma?
4:14cv00368	John Bean Technologies Corporation v. Morris & Associates Inc	Plaintiff	Denied	2.20	8/26/2014	

Arkansas Western

The dockets of patent cases in Arkansas Western were examined to identify decisions on contested motions. The number of decisions found, the number granted, and the number denied are as follows:

Total Decisions: 1

Total Granted: 0 Plaintiff Granted: 0 Defendant Granted: 0

Total Denied: 1 Plaintiff Denied: 1 Defendant Denied: 0

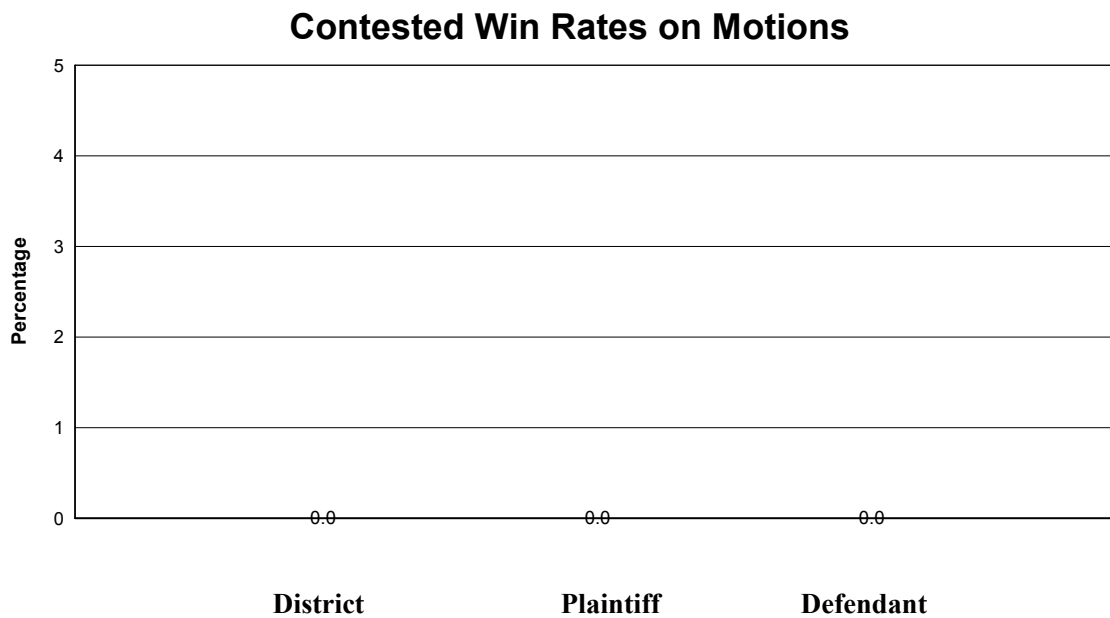
Total Granted in Part, Denied in Part: 0 Plaintiff Granted in Part: 0

Defendant Granted in Part: 0

Plaintiff Win Rate: 0.0%

Defendant Win Rate: 0.0%

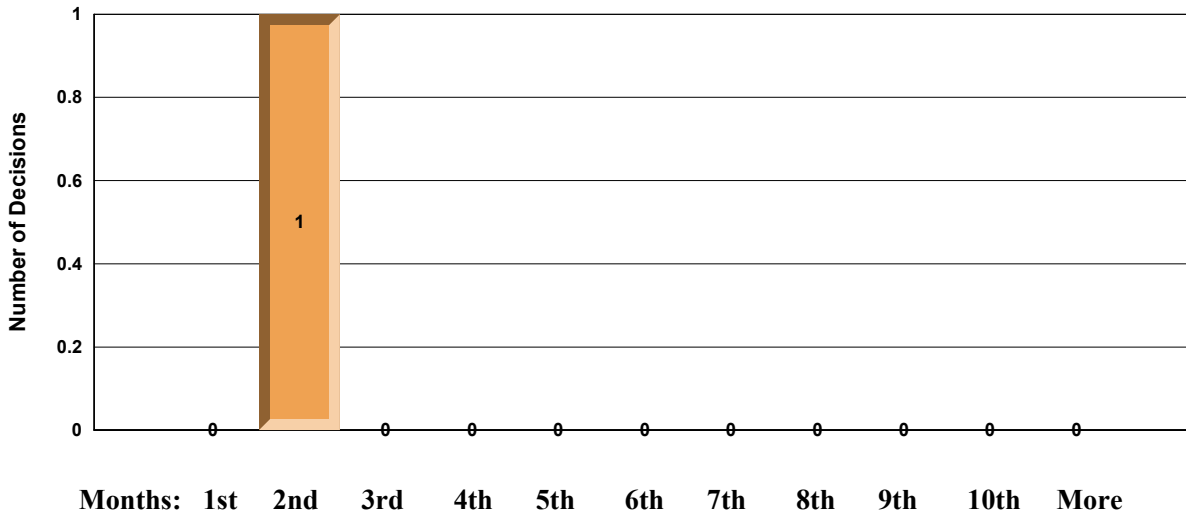
Overall Win Rate: 0.0%



The average time from motion filing to decision was 1.2 months from motion filing. The distribution of times to decision for these motions is illustrated in the chart below.

Distribution of Decisions

For Arkansas Western



Hendren, Jimm

Total Decisions: 1
 Total Granted: 0
 Total Denied: 1
 Total Granted in Part, Denied in Part: 0
 Overall Win Rate: 0.0%
 Average Time to Decision: 1.2 months from motion filing

Case Number	Case Name	Movant	Decision	Pendency	Decision Date	Pharma?
5:02cv05243	Pursuit Marketing, et al v. Brass Eagle, Inc.	Plaintiff	Denied	1.15	7/14/2003	

California Central

The dockets of patent cases in California Central were examined to identify decisions on contested motions. The number of decisions found, the number granted, and the number denied are as follows:

Total Decisions: 102

Total Granted: 38 Plaintiff Granted: 37 Defendant Granted: 1

Total Denied: 62 Plaintiff Denied: 53 Defendant Denied: 9

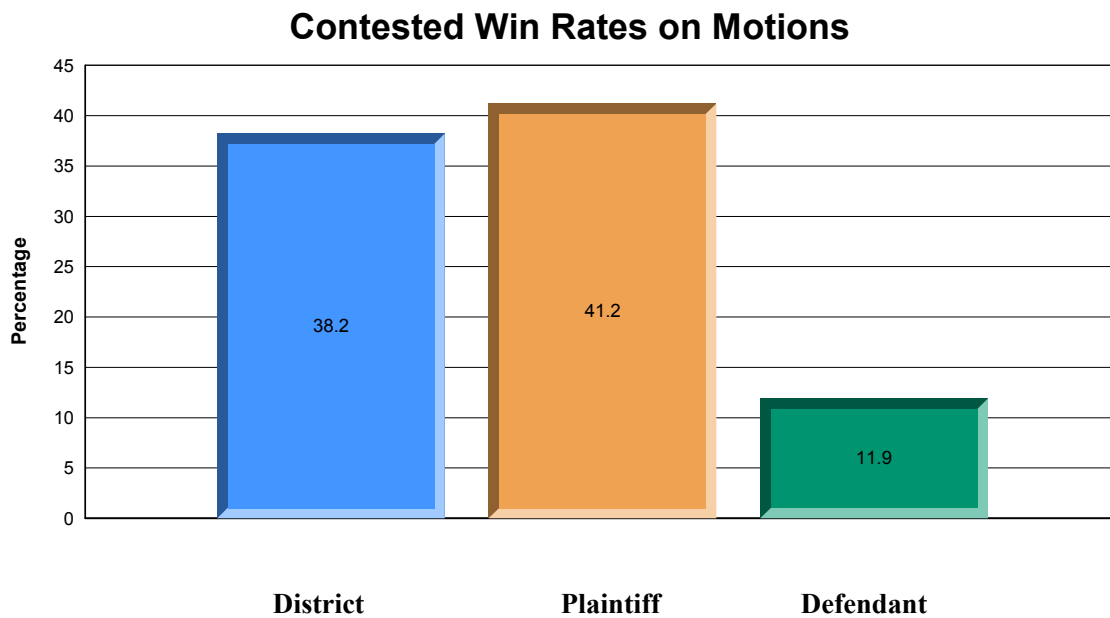
Total Granted in Part, Denied in Part: 2 Plaintiff Granted in Part: 1

Defendant Granted in Part: 1

Plaintiff Win Rate: 41.2%

Defendant Win Rate: 11.9%

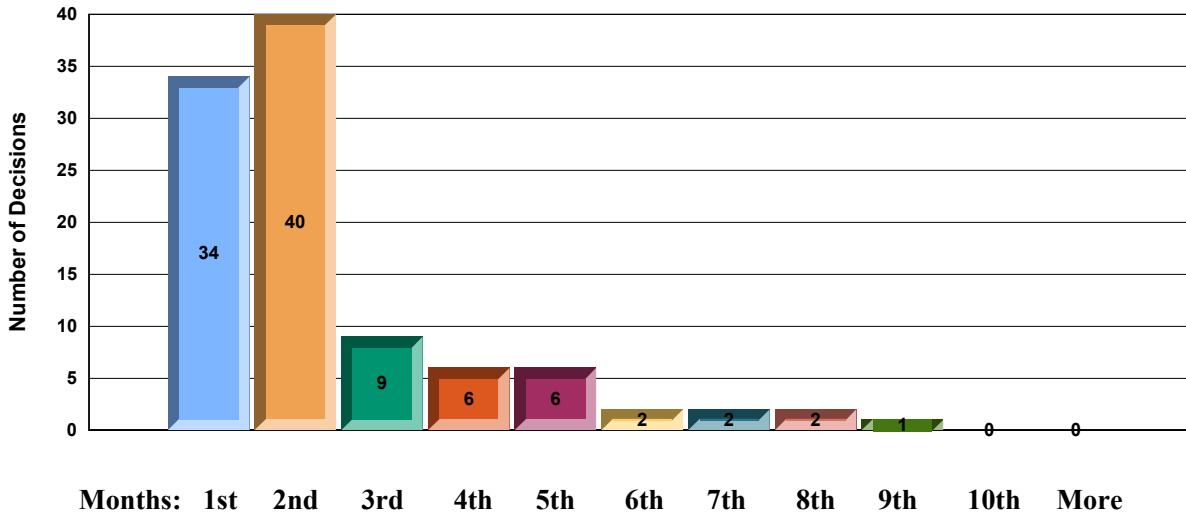
Overall Win Rate: 38.2%



The average time from motion filing to decision was 1.9 months from motion filing. The distribution of times to decision for these motions is illustrated in the chart below.

Distribution of Decisions

For California Central



Anderson, Percy

Total Decisions: 1
 Total Granted: 0
 Total Denied: 1
 Total Granted in Part, Denied in Part: 0
 Overall Win Rate: 0.0%
 Average Time to Decision: 0.9 months from motion filing

Case Number	Case Name	Movant	Decision	Pendency	Decision Date	Pharma?
2:09cv00435	Ecology Control Industries, Inc. v. West Coast Storm, Inc. et al	Plaintiff	Denied	0.92	4/6/2009	

Bernal, Jesus

Total Decisions: 1
 Total Granted: 1
 Total Denied: 0
 Total Granted in Part, Denied in Part: 0
 Overall Win Rate: 100.0%
 Average Time to Decision: 0.9 months from motion filing

Case Number	Case Name	Movant	Decision	Pendency	Decision Date	Pharma?
5:14cv00881	Cordelia Lighting, Inc. v. Zhejiang Yankon Group Co., Ltd et al	Plaintiff	Granted	0.92	4/27/2015	

Carney, Cormac

Total Decisions: 6

Total Granted: 0

Total Denied: 6

Total Granted in Part, Denied in Part: 0

Overall Win Rate: 0.0%

Average Time to Decision: 2.0 months from motion filing

Case Number	Case Name	Movant	Decision	Pendency	Decision Date	Pharma?
8:03cv00844	L & P Converters Inc v. Norkol/Fibercore Inc, et al	Plaintiff	Denied	3.09	7/14/2003	
8:03cv01267	Applied Medical Res v. US Surgical Corp	Plaintiff	Denied	3.65	2/2/2004	
8:04cv01420	Dynaflex International, Inc v. Orbyx Electronics LLC et al	Plaintiff	Denied	1.51	3/29/2005	
8:05cv00221	R and S Trading Company Inc v. KMart Corporation et al	Plaintiff	Denied	1.09	5/10/2005	
8:13cv00891	Otto Bock HealthCare LP v. Ossur Hf et al	Plaintiff	Denied	0.99	8/22/2013	
8:16cv00459	Evolv LLC v. Joyetech USA Inc. et al	Plaintiff	Denied	1.58	5/3/2016	

Carter, David

Total Decisions: 10

Total Granted: 1

Total Denied: 8

Total Granted in Part, Denied in Part: 1

Overall Win Rate: 15.0%

Average Time to Decision: 2.3 months from motion filing

Case Number	Case Name	Movant	Decision	Pendency	Decision Date	Pharma?
8:00cv00059	CRP Inc v. Flex-Foot Inc, et al	Plaintiff	Granted in part, Denied in Part	1.51	1/12/2001	
8:00cv00135	Systems Division Inc v. Teknek Electronics, et al	Plaintiff	Denied	8.75	10/30/2000	
8:00cv01230	EOS GMBH Elect Opt, et al v. DTM Corporation, et al	Defendant	Denied	0.72	5/14/2002	
8:04cv01365	Jonathan Manufacturing Corporation v. Central Industrial Supply Company	Plaintiff	Granted	0.92	2/7/2005	
8:97cv00504	Flex-Foot Inc, et al v. CRP Inc	Plaintiff	Denied	7.34	5/3/2000	
8:99cv00748	Applied Med Res Corp v. Core Dynamics Inc	Plaintiff	Denied	0.72	4/4/2000	
8:09cv00261	CTC Global Inc v. Mercury Cable & Energy LLC	Plaintiff	Denied	0.39	12/7/2009	
8:09cv00951	Spellbound Development Group Inc v. Pacific Handy Cutter Inc et al	Defendant	Denied	0.10	7/9/2010	
8:09cv00951	Spellbound Development Group Inc v. Pacific Handy Cutter Inc et al	Plaintiff	Denied	1.68	9/8/2010	
8:16cv01265	Apnea Sciences Corporation v. Koncept Innovators, Inc.	Plaintiff	Denied	1.05	11/7/2016	

Fairbank, Valerie

Total Decisions: 1

Total Granted: 0

Total Denied: 1

Total Granted in Part, Denied in Part: 0

Overall Win Rate: 0.0%

Average Time to Decision: 0.7 months from motion filing

Case Number	Case Name	Movant	Decision	Pendency	Decision Date	Pharma?
2:06cv01902	Interactive Health LLC v. King Kong USA Inc	Plaintiff	Denied	0.66	12/24/2008	

Fischer, Dale

Total Decisions: 1

Total Granted: 1

Total Denied: 0

Total Granted in Part, Denied in Part: 0

Overall Win Rate: 100.0%

Average Time to Decision: 1.9 months from motion filing

Case Number	Case Name	Movant	Decision	Pendency	Decision Date	Pharma?
2:07cv07783	Heeling Sports Limited v. My Roller Shoes et al	Plaintiff	Granted	1.88	7/28/2009	

Fitzgerald, Michael

Total Decisions: 2

Total Granted: 1

Total Denied: 1

Total Granted in Part, Denied in Part: 0

Overall Win Rate: 50.0%

Average Time to Decision: 1.6 months from motion filing

Case Number	Case Name	Movant	Decision	Pendency	Decision Date	Pharma?
2:15cv00126	Sunlight Product Technologies, Ltd., et al v. MPOWERD Inc. et al	Plaintiff	Granted	1.58	3/23/2015	
2:15cv00126	Sunlight Product Technologies, Ltd., et al v. MPOWERD Inc. et al	Plaintiff	Denied	1.64	9/17/2015	

Gee, Dolly

Total Decisions: 2

Total Granted: 1

Total Denied: 1

Total Granted in Part, Denied in Part: 0

Overall Win Rate: 50.0%

Average Time to Decision: 0.7 months from motion filing

Case Number	Case Name	Movant	Decision	Pendency	Decision Date	Pharma?
2:10cv03832	Imperial Toy LLC v. SBA Toys USA, Inc. et al	Plaintiff	Granted	1.09	6/28/2010	
2:10cv00996	Tu Juanna D. Butcher v. Mattel, Inc.	Plaintiff	Denied	0.23	9/22/2010	

Guilford, Andrew

Total Decisions: 4

Total Granted: 3

Total Denied: 1

Total Granted in Part, Denied in Part: 0

Overall Win Rate: 75.0%

Average Time to Decision: 2.9 months from motion filing

Case Number	Case Name	Movant	Decision	Pendency	Decision Date	Pharma?
8:09cv00762	I Flow Corporation v. Wolf Medical Supply Inc et al	Plaintiff	Granted	1.38	9/28/2009	
8:10cv00406	QBAS CO LTD et al v. C Walters Intercoastal Corporation et al	Plaintiff	Granted	7.43	12/16/2010	
8:13cv00082	Bird-B-Gone, Inc. v. Bird Barrier America, Inc., et al.	Plaintiff	Denied	1.68	3/20/2013	
5:16cv00300	Razer Auto, Inc. v. Omix-ADA, Inc.	Defendant	Granted	1.12	4/20/2016	

Gutierrez, Philip

Total Decisions: 1

Total Granted: 0

Total Denied: 1

Total Granted in Part, Denied in Part: 0

Overall Win Rate: 0.0%

Average Time to Decision: 2.5 months from motion filing

Case Number	Case Name	Movant	Decision	Pendency	Decision Date	Pharma?
2:15cv03240	TeleSign Corporation v. Twilio, Inc.	Plaintiff	Denied	2.47	10/19/2015	

Hatter, Terry

Total Decisions: 6

Total Granted: 3

Total Denied: 3

Total Granted in Part, Denied in Part: 0

Overall Win Rate: 50.0%

Average Time to Decision: 1.6 months from motion filing

Case Number	Case Name	Movant	Decision	Pendency	Decision Date	Pharma?
2:01cv05769	Advantage Partners v. Salton Inc, et al	Plaintiff	Denied	1.41	8/24/2001	
2:01cv05769	Advantage Partners v. Salton Inc, et al	Plaintiff	Denied	0.33	9/24/2001	
2:01cv06925	Advantage Partners v. Salton Inc	Plaintiff	Denied	1.15	11/26/2001	
2:02cv08148	Keene Sanitary Sup v. Champion Chem Co CA	Plaintiff	Granted	1.94	4/18/2003	
2:05cv00840	PBC International Inc v. CanYou Imagine Corporation et al	Plaintiff	Granted	2.53	8/26/2005	
8:03cv00734	Keene Sanitary Sup v. Champion Chem Co CA	Plaintiff	Granted	1.94	4/18/2003	

Klausner, Robert

Total Decisions: 8

Total Granted: 2

Total Denied: 6

Total Granted in Part, Denied in Part: 0

Overall Win Rate: 25.0%

Average Time to Decision: 2.0 months from motion filing

Case Number	Case Name	Movant	Decision	Pendency	Decision Date	Pharma?
2:02cv05016	Mediatek Inc v. VIA Technologies Inc, et al	Plaintiff	Granted	2.53	9/25/2003	
2:02cv05016	Mediatek Inc v. VIA Technologies Inc, et al	Plaintiff	Granted	0.13	10/10/2003	
2:02cv07946	New Tech Stainless v. Cosmo Fiber Corp, et al	Plaintiff	Denied	0.82	1/6/2003	
2:05cv01650	Playtex Products Inc v. Munchkin Inc	Plaintiff	Denied	4.87	9/15/2005	
2:91cv02167	Magnivision Inc, et al v. Bonneau Company	Defendant	Denied	0.16	6/8/2005	
2:06cv08057	Crowd in a Box Inc v. Inflatable Crowd Co Inc et al	Plaintiff	Denied	1.41	10/9/2007	
2:12cv00867	Sidel Participations SAS v. Blow Mold Services Inc	Plaintiff	Denied	4.64	10/2/2012	
5:12cv02263	TMI Products Inc v. Rosen Entertainment Systems LP	Plaintiff	Denied	1.45	4/30/2014	

Kronstadt, John

Total Decisions: 2

Total Granted: 0

Total Denied: 1

Total Granted in Part, Denied in Part: 1

Overall Win Rate: 25.0%

Average Time to Decision: 0.1 months from motion filing

Case Number	Case Name	Movant	Decision	Pendency	Decision Date	Pharma?
2:12cv08669	Clean Air Engineering Maritime Inc v. Advanced Cleanup Technologies Inc	Defendant	Denied	0.20	3/3/2014	
2:13cv01340	Richard L Chang v. Biosuccess Biotech Co Ltd et al	Defendant	Granted in part, Denied in Part	0.10	12/13/2013	

Lew, Ronald

Total Decisions: 3

Total Granted: 1

Total Denied: 2

Total Granted in Part, Denied in Part: 0

Overall Win Rate: 33.3%

Average Time to Decision: 1.5 months from motion filing

Case Number	Case Name	Movant	Decision	Pendency	Decision Date	Pharma?
2:01cv08265	Nike Inc v. Mike Shoes Corp, et al	Plaintiff	Granted	0.89	10/22/2001	
2:02cv02543	OMNI Products Inc v. American Concrete	Plaintiff	Denied	0.99	6/19/2002	
2:10cv09176	Nano-Second Technology Co Ltd v. Dynaflex International	Plaintiff	Denied	2.76	9/28/2011	

Marshall, Consuelo

Total Decisions: 2

Total Granted: 0

Total Denied: 2

Total Granted in Part, Denied in Part: 0

Overall Win Rate: 0.0%

Average Time to Decision: 2.9 months from motion filing

Case Number	Case Name	Movant	Decision	Pendency	Decision Date	Pharma?
2:03cv08562	Nestor Inc v. Transol USA Inc	Plaintiff	Denied	1.58	1/20/2004	
2:12cv02068	Ken Blakeman v. Picnic Time Inc	Plaintiff	Denied	4.14	7/20/2012	

Mumm, Frederick

Total Decisions: 1

Total Granted: 0

Total Denied: 1

Total Granted in Part, Denied in Part: 0

Overall Win Rate: 0.0%

Average Time to Decision: 1.6 months from motion filing

Case Number	Case Name	Movant	Decision	Pendency	Decision Date	Pharma?
2:07ml01816	In re Katz Interactive Call Processing Patent Litigation	Defendant	Denied	1.61	1/9/2008	

O'Connell, Beverly

Total Decisions: 2

Total Granted: 1

Total Denied: 1

Total Granted in Part, Denied in Part: 0

Overall Win Rate: 50.0%

Average Time to Decision: 4.4 months from motion filing

Case Number	Case Name	Movant	Decision	Pendency	Decision Date	Pharma?
2:15cv01877	Advanced Transit Dynamics, Inc. v. Ridge Corporation	Plaintiff	Granted	3.19	8/24/2015	
2:16cv04502	Twin Rivers Engineering, Inc. v. Fieldpiece Instruments, Inc.	Plaintiff	Denied	5.56	9/8/2016	

Otero, S.

Total Decisions: 4

Total Granted: 0

Total Denied: 4

Total Granted in Part, Denied in Part: 0

Overall Win Rate: 0.0%

Average Time to Decision: 3.9 months from motion filing

Case Number	Case Name	Movant	Decision	Pendency	Decision Date	Pharma?
2:06cv02402	Curtiss-Wright Flow Control Corporation v. Z&J Technologies GmbH et al	Plaintiff	Denied	2.86	9/7/2006	
2:06cv03619	Biedermann Motech GmbH v. Acme Spine LLC et al	Plaintiff	Denied	6.61	1/17/2007	
2:10cv00551	Gary-Michael Dahl v. Swift Distribution, Inc. et al	Plaintiff	Denied	1.58	4/1/2010	
8:13cv00657	AutoAlert Inc v. DealerSocket Inc	Plaintiff	Denied	4.74	2/4/2014	

Phillips, Virginia

Total Decisions: 2

Total Granted: 2

Total Denied: 0

Total Granted in Part, Denied in Part: 0

Overall Win Rate: 100.0%

Average Time to Decision: 2.2 months from motion filing

Case Number	Case Name	Movant	Decision	Pendency	Decision Date	Pharma?
8:03cv00506	Unique Functional v. Mastercraft Boat Co, et al	Plaintiff	Granted	2.20	11/19/2002	
5:02cv00968	Unique Functional v. Mastercraft Boat Co, et al	Plaintiff	Granted	2.20	11/19/2002	

Pregerson, Dean

Total Decisions: 3

Total Granted: 1

Total Denied: 2

Total Granted in Part, Denied in Part: 0

Overall Win Rate: 33.3%

Average Time to Decision: 1.2 months from motion filing

Case Number	Case Name	Movant	Decision	Pendency	Decision Date	Pharma?
2:02cv03247	Sprecher Werks Corp v. LSY Trading Dev Inc, et al	Plaintiff	Denied	1.09	5/29/2002	
2:07cv01946	Nomadix, Inc. v. Second Rule LLC	Plaintiff	Granted	0.72	2/20/2009	
2:12cv08932	Jumbo Bright Trading Limited et al v. The Gap Inc et al	Plaintiff	Denied	1.81	12/27/2012	

Real, Manuel

Total Decisions: 17

Total Granted: 13

Total Denied: 4

Total Granted in Part, Denied in Part: 0

Overall Win Rate: 76.5%

Average Time to Decision: 1.2 months from motion filing

Case Number	Case Name	Movant	Decision	Pendency	Decision Date	Pharma?
2:00cv11615	Razor USA LLC v. Asa Products Inc, et al	Plaintiff	Granted	0.89	12/5/2000	
2:00cv11615	Razor USA LLC v. Asa Products Inc, et al	Plaintiff	Granted	0.89	12/5/2000	
2:00cv11615	Razor USA LLC v. Asa Products Inc, et al	Plaintiff	Granted	0.89	12/5/2000	
2:00cv11615	Razor USA LLC v. Asa Products Inc, et al	Plaintiff	Granted	1.41	12/21/2000	
2:00cv11615	Razor USA LLC v. Asa Products Inc, et al	Plaintiff	Granted	1.41	12/21/2000	
2:00cv11615	Razor USA LLC v. Asa Products Inc, et al	Plaintiff	Granted	1.41	12/21/2000	
2:00cv11615	Razor USA LLC v. Asa Products Inc, et al	Plaintiff	Granted	0.20	11/14/2000	
2:00cv11615	Razor USA LLC v. Asa Products Inc, et al	Plaintiff	Granted	0.20	11/14/2000	
2:00cv11615	Razor USA LLC v. Asa Products Inc, et al	Plaintiff	Granted	1.41	12/21/2000	
2:00cv11615	Razor USA LLC v. Asa Products Inc, et al	Plaintiff	Granted	1.38	12/21/2000	
2:02cv00077	Intl Rectifier v. Hitachi Ltd, et al	Plaintiff	Granted	2.27	5/20/2002	
2:04cv09494	Legend Films Inc v. West Wing Studios Inc et al	Plaintiff	Denied	1.55	2/14/2005	
2:04cv09494	Legend Films Inc v. West Wing Studios Inc et al	Defendant	Denied	0.92	4/3/2006	
2:11cv00309	Farsighted Enterprises, Inc. et al v. Goody Windows and Doors, Inc.	Plaintiff	Denied	1.38	5/2/2011	
8:13cv01828	Mya Saray LLC v. Zahrah Corporation et al	Plaintiff	Denied	0.92	3/17/2014	
2:15cv08364	Bragel International, Inc. v. Charlotte Russe, Inc.	Plaintiff	Granted	1.38	12/5/2016	
8:15cv01756	Bragel International, Inc. v. Styles for Less, Inc.	Plaintiff	Granted	1.28	12/2/2016	

Selna, James

Total Decisions: 7

Total Granted: 1

Total Denied: 6

Total Granted in Part, Denied in Part: 0

Overall Win Rate: 14.3%

Average Time to Decision: 1.7 months from motion filing

Case Number	Case Name	Movant	Decision	Pendency	Decision Date	Pharma?
8:03cv00458	Alltrade Tools LLC v. Olympia Group Inc	Defendant	Denied	4.47	10/10/2003	
8:05cv00468	Broadcom Corporation v. Qualcomm Incorporated	Defendant	Denied	0.72	10/19/2005	
8:08cv00636	Ceiva Logic Inc v. Frame Media Inc et al	Plaintiff	Denied	1.28	6/9/2009	
8:12cv00404	Tripharma LLC v. First Fruits Business Ministry LLC et al	Plaintiff	Granted	2.43	8/21/2012	
8:13cv00734	The AnTerra Group, Inc v. KiVAR Chemical Technologies et al	Plaintiff	Denied	1.48	7/8/2013	
8:13cv00734	The AnTerra Group, Inc v. KiVAR Chemical Technologies et al	Plaintiff	Denied	1.02	8/19/2013	
8:17cv00426	Kuyou Sports Goods Co. Ltd v. Fountain, Inc.	Plaintiff	Denied	0.79	5/11/2017	

Snyder, Christina

Total Decisions: 6

Total Granted: 3

Total Denied: 3

Total Granted in Part, Denied in Part: 0

Overall Win Rate: 50.0%

Average Time to Decision: 2.6 months from motion filing

Case Number	Case Name	Movant	Decision	Pendency	Decision Date	Pharma?
2:04cv04259	PR-Osteo LLC et al v. Health Asure Inc et al	Plaintiff	Granted	3.62	3/23/2005	
2:06cv02468	Koninklijke Philips Electronics NV et al v. International Disc Manufacturers et al	Plaintiff	Granted	5.53	10/6/2006	
2:09cv07322	Newegg Inc. v. 21 srl	Plaintiff	Denied	1.41	12/23/2009	
8:14cv00172	Sillage LLC v. Histoires de Parfums LLC et al	Plaintiff	Denied	1.02	3/17/2014	
2:16cv02859	MACOM Technology Solutions Holdings, Inc. et al v. Infineon Technologies AG et al	Plaintiff	Granted	3.95	12/7/2016	
2:16cv06097	Albert Kirakosian et al v. J and L D Sunset Wholesale and Tobacco et al	Plaintiff	Denied without Prejudice	0.07	9/16/2016	

Walter, John

Total Decisions: 2

Total Granted: 1

Total Denied: 1

Total Granted in Part, Denied in Part: 0

Overall Win Rate: 50.0%

Average Time to Decision: 0.3 months from motion filing

Case Number	Case Name	Movant	Decision	Pendency	Decision Date	Pharma?
2:05cv01501	US Philips Corporation v. Media One CD Manufacturing Inc	Plaintiff	Denied	0.07	11/23/2005	
2:09cv01140	Telebrands Corp. v. Max Sales Group, Inc.	Plaintiff	Granted	0.53	3/11/2009	

Wilson, Stephen

Total Decisions: 4

Total Granted: 1

Total Denied: 3

Total Granted in Part, Denied in Part: 0

Overall Win Rate: 25.0%

Average Time to Decision: 1.7 months from motion filing

Case Number	Case Name	Movant	Decision	Pendency	Decision Date	Pharma?
8:03cv00750	Yupoong Inc v. H & C Headwear Inc	Plaintiff	Granted	1.45	4/9/2003	
2:00cv13378	Netzero Inc v. Juno Online Svcs Inc	Plaintiff	Denied	3.68	4/17/2001	
2:02cv02514	Cardiac Science Inc v. Zoll Medical Corp	Plaintiff	Denied	1.58	7/1/2002	
2:03cv06771	Calibre Intl LLC v. Yanova Inc, et al	Defendant	Denied	0.03	11/18/2003	

Wright, Otis

Total Decisions: 2

Total Granted: 1

Total Denied: 1

Total Granted in Part, Denied in Part: 0

Overall Win Rate: 50.0%

Average Time to Decision: 5.3 months from motion filing

Case Number	Case Name	Movant	Decision	Pendency	Decision Date	Pharma?
2:07cv01792	Lockheed Martin Corporation v. Jeffery Munk et al	Plaintiff	Denied	4.51	5/2/2008	
2:12cv05058	Hydrodynamic Industrial Co Ltd v. Green Max Distributors Inc et al	Plaintiff	Granted	6.02	6/10/2014	

Wu, George

Total Decisions: 2

Total Granted: 0

Total Denied: 2

Total Granted in Part, Denied in Part: 0

Overall Win Rate: 0.0%

Average Time to Decision: 1.0 months from motion filing

Case Number	Case Name	Movant	Decision	Pendency	Decision Date	Pharma?
2:06cv06165	Amity Rubberized Pen Company v. Market Quest Group Incorporated et al	Plaintiff	Denied	0.95	8/27/2009	
2:07cv08314	Amity Rubberized Pen Company v. Jacqueline Morovati et al	Plaintiff	Denied	0.95	8/27/2009	

California Eastern

The dockets of patent cases in California Eastern were examined to identify decisions on contested motions. The number of decisions found, the number granted, and the number denied are as follows:

Total Decisions: 7

Total Granted: 5 Plaintiff Granted: 3 Defendant Granted: 2

Total Denied: 2 Plaintiff Denied: 2 Defendant Denied: 0

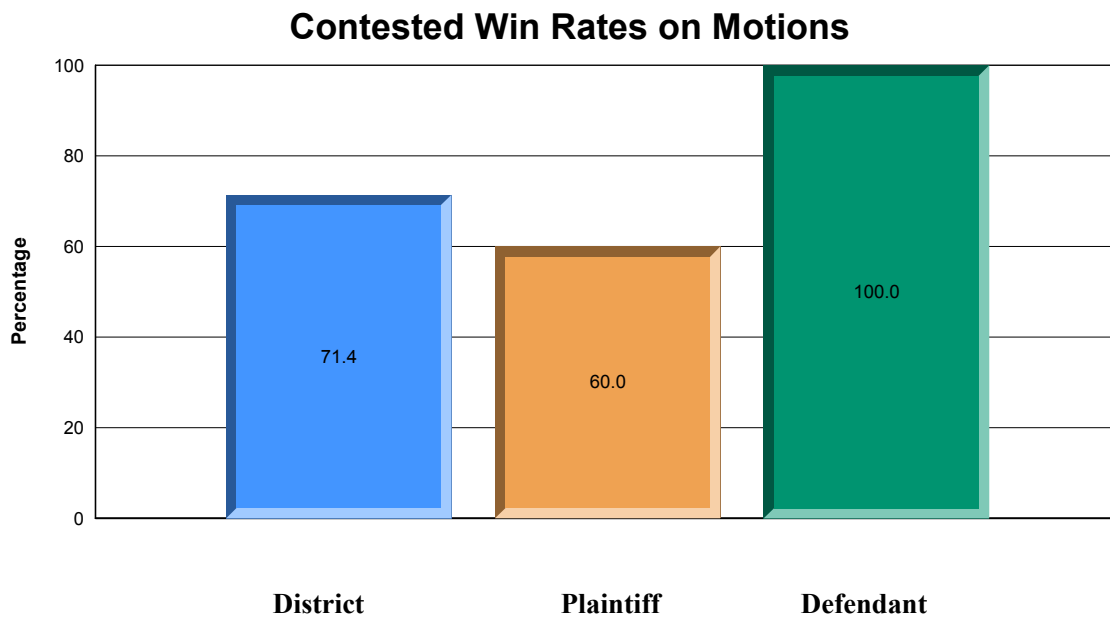
Total Granted in Part, Denied in Part: 0 Plaintiff Granted in Part: 0

Defendant Granted in Part: 0

Plaintiff Win Rate: 60.0%

Defendant Win Rate: 100.0%

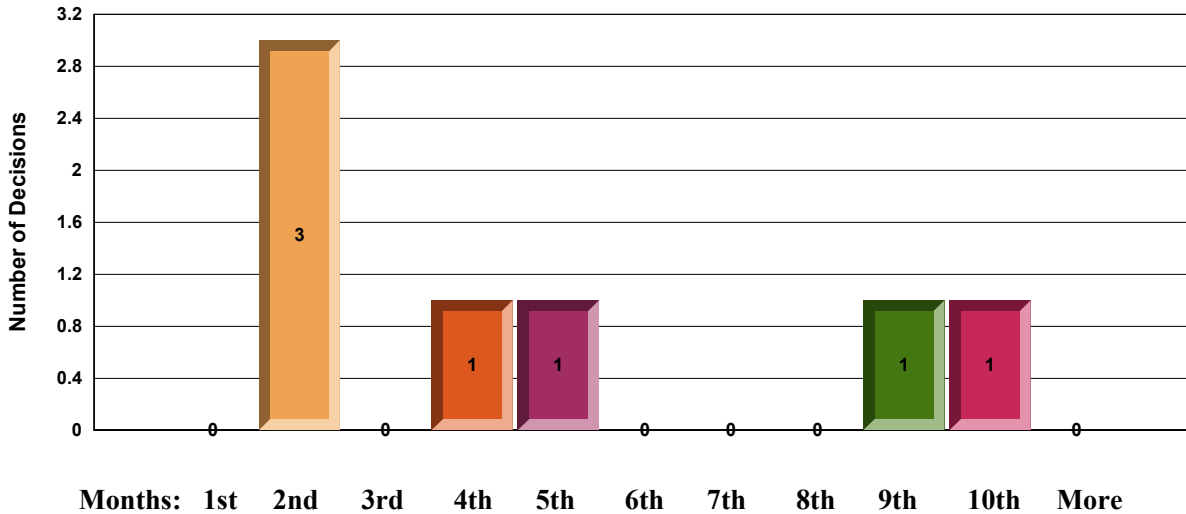
Overall Win Rate: 71.4%



The average time from motion filing to decision was 4.3 months from motion filing. The distribution of times to decision for these motions is illustrated in the chart below.

Distribution of Decisions

For California Eastern



Burrell, Garland

Total Decisions: 1
 Total Granted: 1
 Total Denied: 0
 Total Granted in Part, Denied in Part: 0
 Overall Win Rate: 100.0%
 Average Time to Decision: 1.2 months from motion filing

Case Number	Case Name	Movant	Decision	Pendency	Decision Date	Pharma?
2:13cv01957	Repro-Med Systems, Inc. v. Emed Technologies Corporation	Defendant	Granted	1.15	4/28/2016	

England, Morrison

Total Decisions: 3
 Total Granted: 1
 Total Denied: 2
 Total Granted in Part, Denied in Part: 0
 Overall Win Rate: 33.3%
 Average Time to Decision: 5.6 months from motion filing

Case Number	Case Name	Movant	Decision	Pendency	Decision Date	Pharma?
2:03cv02339	Morton, et al v. The First Years Inc, et al	Plaintiff	Granted	3.88	3/17/2004	
2:12cv02319	Smart Modular Technologies, Inc. v. Netlist, Inc.	Plaintiff	Denied	8.26	5/30/2013	
2:13cv02619	Thermogenesis Corp. v. Origen Biomedical, Inc.	Plaintiff	Denied	4.70	9/29/2014	

Mendez, John

Total Decisions: 1

Total Granted: 1

Total Denied: 0

Total Granted in Part, Denied in Part: 0

Overall Win Rate: 100.0%

Average Time to Decision: 1.5 months from motion filing

Case Number	Case Name	Movant	Decision	Pendency	Decision Date	Pharma?
2:12cv00593	California Natural Products v. Illinois Tool Works, Inc.	Plaintiff	Granted	1.55	4/25/2012	

Nunley, Troy

Total Decisions: 1

Total Granted: 1

Total Denied: 0

Total Granted in Part, Denied in Part: 0

Overall Win Rate: 100.0%

Average Time to Decision: 9.2 months from motion filing

Case Number	Case Name	Movant	Decision	Pendency	Decision Date	Pharma?
2:13cv01957	Repro-Med Systems, Inc. v. Emed Technologies Corporation	Defendant	Granted	9.18	6/17/2015	

Shubb, William

Total Decisions: 1

Total Granted: 1

Total Denied: 0

Total Granted in Part, Denied in Part: 0

Overall Win Rate: 100.0%

Average Time to Decision: 1.3 months from motion filing

Case Number	Case Name	Movant	Decision	Pendency	Decision Date	Pharma?
2:01cv01985	Allmet Building Prod v. Cruz, et al	Plaintiff	Granted	1.32	12/18/2001	

California Northern

The dockets of patent cases in California Northern were examined to identify decisions on contested motions. The number of decisions found, the number granted, and the number denied are as follows:

Total Decisions: 84

Total Granted: 19 Plaintiff Granted: 15 Defendant Granted: 4

Total Denied: 60 Plaintiff Denied: 45 Defendant Denied: 15

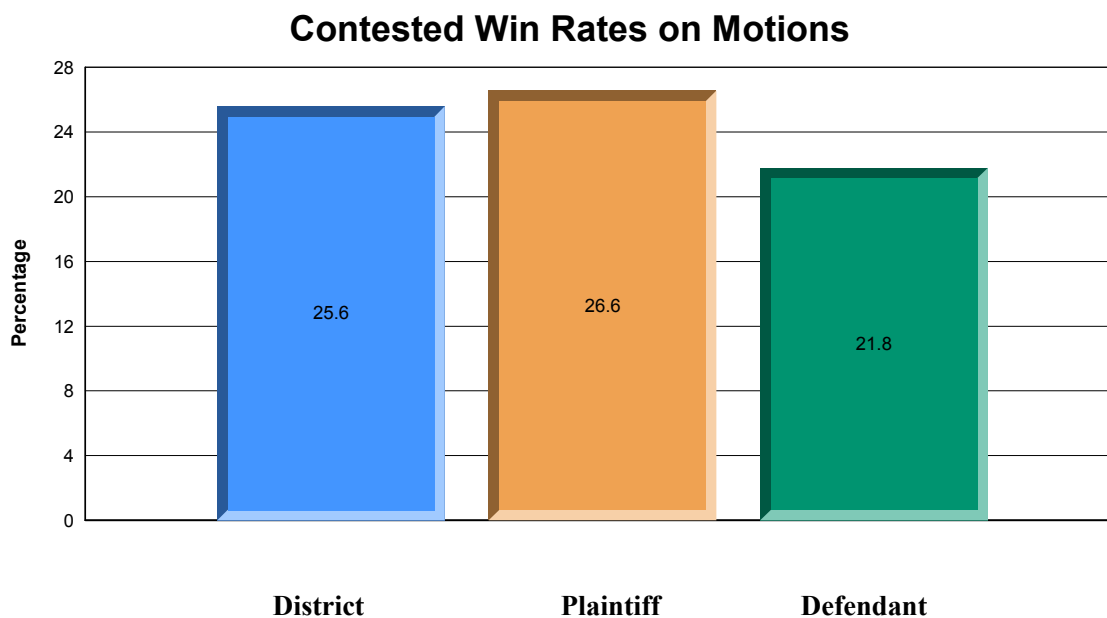
Total Granted in Part, Denied in Part: 5 Plaintiff Granted in Part: 4

Defendant Granted in Part: 1

Plaintiff Win Rate: 26.6%

Defendant Win Rate: 21.8%

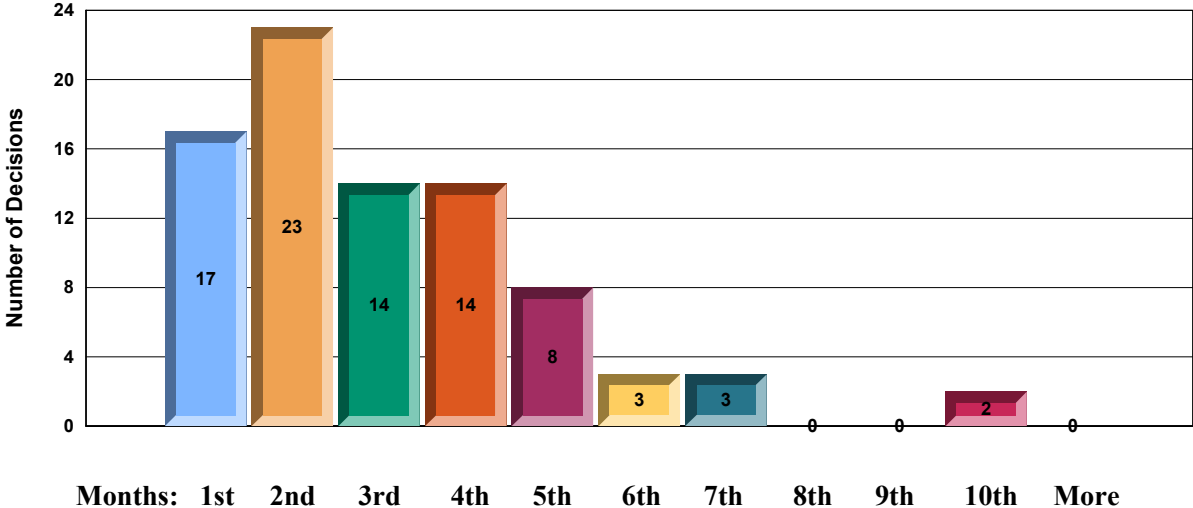
Overall Win Rate: 25.6%



The average time from motion filing to decision was 2.6 months from motion filing. The distribution of times to decision for these motions is illustrated in the chart below.

Distribution of Decisions

For California Northern



Alsup, William

Total Decisions: 15

Total Granted: 3

Total Denied: 10

Total Granted in Part, Denied in Part: 2

Overall Win Rate: 26.7%

Average Time to Decision: 1.6 months from motion filing

Case Number	Case Name	Movant	Decision	Pendency	Decision Date	Pharma?
3:01cv01680	Indivios Corporation v. Biometric Access Corporation	Plaintiff	Denied	1.81	2/13/2002	
3:01cv04794	Applied Materials, Inc. v. Semiconductor Products Manufacturing Inc.	Plaintiff	Granted	0.92	6/13/2002	
3:00cv02024	Workrite Ergonomic v. ISE Inc	Plaintiff	Denied	0.03	6/9/2000	
3:03cv00870	Keytrak, Inc v. Key Register, LLC et al	Plaintiff	Denied	2.07	5/8/2003	
3:03cv00870	Keytrak, Inc v. Key Register, LLC et al	Plaintiff	Denied	1.64	5/8/2003	
3:03cv00870	Keytrak, Inc v. Key Register, LLC et al	Plaintiff	Denied	0.82	5/3/2004	
3:03cv03384	Quicksilver Controls, Inc. v. Animatics Corporation et al	Plaintiff	Granted in part, Denied in Part	1.58	11/25/2003	
3:98cv00762	Aptix Corporation, et al v. Quickturn Design Sys	Defendant	Granted	1.48	9/12/2003	
3:00cv02023	Workrite Ergonomic v. Ergonomic Concepts	Plaintiff	Denied	0.03	6/9/2000	
3:06cv01690	Yamashita et al v. Wilbur Ellis Company et al	Plaintiff	Denied	2.04	5/15/2006	
3:09cv02280	Conceptus, Inc. v. Hologic, Inc.	Plaintiff	Denied	3.95	11/6/2009	
3:14cv00498	Google Inc. v. ContentGuard Holdings, Inc.	Plaintiff	Denied	0.95	3/20/2014	
3:16cv02788	Illumina, Inc. et al v. QIAGEN, N.V. et al	Plaintiff	Granted	3.55	9/9/2016	
3:16cv06180	Comcast Cable Communications, LLC v. OpenTV, Inc. et al	Plaintiff	Denied	1.51	3/13/2017	
3:17cv00939	Waymo LLC v. Uber Technologies, Inc. et al	Plaintiff	Granted in part, Denied in Part	2.17	5/15/2017	

Armstrong, Sandra

Total Decisions: 2

Total Granted: 0

Total Denied: 2

Total Granted in Part, Denied in Part: 0

Overall Win Rate: 0.0%

Average Time to Decision: 4.2 months from motion filing

Case Number	Case Name	Movant	Decision	Pendency	Decision Date	Pharma?
4:04cv02069	Large Scale Biology Corporation v. Prodigene, Inc.	Defendant	Denied	4.97	1/24/2005	
4:10cv02012	Kovesdy v. Kovesdy et al	Plaintiff	Denied	3.39	9/13/2010	

Breyer, Charles

Total Decisions: 6

Total Granted: 0

Total Denied: 4

Total Granted in Part, Denied in Part: 2

Overall Win Rate: 16.7%

Average Time to Decision: 2.9 months from motion filing

Case Number	Case Name	Movant	Decision	Pendency	Decision Date	Pharma?
3:02cv00836	Northpole LLC et al v. Lifetime Products, Inc.	Defendant	Denied	5.26	10/17/2002	
3:04cv02995	Thermage, Inc. v. Syneron Medical, Ltd. et al	Plaintiff	Denied	1.71	9/27/2004	
3:02cv00836	Northpole LLC et al v. Lifetime Products, Inc.	Defendant	Denied	2.14	10/17/2002	
3:03cv03235	Ultratech, Inc. v. Tamarack Scientific Co., Inc.	Defendant	Granted in part, Denied in Part	3.03	10/12/2004	
3:98cv01115	Sandisk Corporation v. Lexar Media Inc	Plaintiff	Granted in part, Denied in Part	1.84	7/21/2006	
3:10cv01579	Top Victory Electronics (Taiwan) Co., Ltd. et al v. Hitachi, Ltd. et al	Plaintiff	Denied	3.32	11/15/2010	

Chen, Edward

Total Decisions: 3

Total Granted: 2

Total Denied: 1

Total Granted in Part, Denied in Part: 0

Overall Win Rate: 66.7%

Average Time to Decision: 1.5 months from motion filing

Case Number	Case Name	Movant	Decision	Pendency	Decision Date	Pharma?
3:04cv00651	Visto Corporation v. Sproqit Technologies, Inc.	Plaintiff	Denied	2.53	2/7/2006	
3:13cv05988	d.light design, Inc. et al v. Boxin Solar Co., Ltd. et al	Plaintiff	Granted	1.45	3/13/2014	
3:13cv05988	d.light design, Inc. et al v. Boxin Solar Co., Ltd. et al	Plaintiff	Granted	0.46	4/4/2014	

Chesney, Maxine

Total Decisions: 4

Total Granted: 3

Total Denied: 1

Total Granted in Part, Denied in Part: 0

Overall Win Rate: 75.0%

Average Time to Decision: 2.2 months from motion filing

Case Number	Case Name	Movant	Decision	Pendency	Decision Date	Pharma?
3:04cv03923	Synopsys, Inc. v. Magma Design Automation	Plaintiff	Granted	4.11	12/1/2005	
3:04cv03923	Synopsys, Inc. v. Magma Design Automation	Plaintiff	Granted	2.50	12/1/2005	
3:04cv03923	Synopsys, Inc. v. Magma Design Automation	Plaintiff	Denied	0.92	9/29/2006	
3:04cv03923	Synopsys, Inc. v. Magma Design Automation	Plaintiff	Granted	1.09	1/3/2007	

Cousins, Nathaniel

Total Decisions: 1

Total Granted: 0

Total Denied: 1

Total Granted in Part, Denied in Part: 0

Overall Win Rate: 0.0%

Average Time to Decision: 4.1 months from motion filing

Case Number	Case Name	Movant	Decision	Pendency	Decision Date	Pharma?
5:16cv03792	D Now, Inc. v. TPF Toys Limited et al	Plaintiff	Denied	4.11	11/23/2016	

Davila, Edward

Total Decisions: 3

Total Granted: 2

Total Denied: 1

Total Granted in Part, Denied in Part: 0

Overall Win Rate: 66.7%

Average Time to Decision: 4.4 months from motion filing

Case Number	Case Name	Movant	Decision	Pendency	Decision Date	Pharma?
5:11cv04494	LifeScan Scotland, Ltd. v. Shasta Technologies, LLC et al	Plaintiff	Granted	3.13	3/19/2013	
3:11cv04494	LifeScan Scotland, Ltd. v. Shasta Technologies, LLC et al	Plaintiff	Granted	3.13	3/19/2013	
3:13cv04910	Open Text S.A. v. Box, Inc. et al	Plaintiff	Denied	6.84	4/9/2014	

Fogel, Jeremy

Total Decisions: 6

Total Granted: 1

Total Denied: 5

Total Granted in Part, Denied in Part: 0

Overall Win Rate: 16.7%

Average Time to Decision: 2.2 months from motion filing

Case Number	Case Name	Movant	Decision	Pendency	Decision Date	Pharma?
5:02cv01617	Ishida Co., LTD. et al v. Taylor et al	Defendant	Denied	1.51	11/3/2003	
5:02cv01954	Therma-Wave, Inc. v. Boxer Cross Inc.	Plaintiff	Denied	4.34	9/5/2002	
5:07cv01812	West v. Jewelry Innovations, Inc. et al	Plaintiff	Denied	1.61	7/17/2007	
5:07cv04507	Acticon Technologies LLC v. Pretec Electronics Corporation et al	Plaintiff	Granted	1.28	11/13/2007	
5:08cv05590	Medimmune, LLC v. PDL Biopharma, Inc.	Plaintiff	Denied	2.34	3/4/2010	Pharma
5:08cv05590	Medimmune, LLC v. PDL Biopharma, Inc.	Plaintiff	Denied	1.91	3/4/2010	Pharma

Freeman, Beth

Total Decisions: 2

Total Granted: 0

Total Denied: 2

Total Granted in Part, Denied in Part: 0

Overall Win Rate: 0.0%

Average Time to Decision: 5.4 months from motion filing

Case Number	Case Name	Movant	Decision	Pendency	Decision Date	Pharma?
5:14cv01725	Fitness Anywhere LLC v. Woss Enterprises LLC	Plaintiff	Denied	6.94	8/23/2016	
5:15cv03295	Finjan, Inc. v. Blue Coat Systems, Inc.	Plaintiff	Denied	3.85	11/22/2016	

Gilliam, Haywood

Total Decisions: 2

Total Granted: 0

Total Denied: 2

Total Granted in Part, Denied in Part: 0

Overall Win Rate: 0.0%

Average Time to Decision: 0.1 months from motion filing

Case Number	Case Name	Movant	Decision	Pendency	Decision Date	Pharma?
3:16cv05419	Wilson v. Tobias et al	Plaintiff	Denied	0.10	11/7/2016	
4:16cv05419	Wilson v. Tobias et al	Plaintiff	Denied	0.10	11/7/2016	

Grewal, Paul

Total Decisions: 1

Total Granted: 0

Total Denied: 1

Total Granted in Part, Denied in Part: 0

Overall Win Rate: 0.0%

Average Time to Decision: 5.3 months from motion filing

Case Number	Case Name	Movant	Decision	Pendency	Decision Date	Pharma?
5:11cv01338	Delphon Industries, LLC v. International Test Solutions, Inc et al	Defendant	Denied	5.30	10/17/2011	

Hamilton, Phyllis

Total Decisions: 7

Total Granted: 0

Total Denied: 7

Total Granted in Part, Denied in Part: 0

Overall Win Rate: 0.0%

Average Time to Decision: 1.6 months from motion filing

Case Number	Case Name	Movant	Decision	Pendency	Decision Date	Pharma?
3:01cv02251	Biosite Diagnostics Incorporated v. Xoma Ltd. et al	Plaintiff	Denied	0.07	6/13/2001	
3:01cv02251	Biosite Diagnostics Incorporated v. Xoma Ltd. et al	Plaintiff	Denied	3.16	9/24/2001	
3:02cv01730	Hitachi Semiconductor (America), Inc. et al v. International Rectifier Corporation	Plaintiff	Denied	0.95	5/23/2002	
3:03cv05416	ECAST, Inc., v. Touchtunes Music Corporation	Plaintiff	Denied	1.41	3/4/2004	
3:08cv01423	Authen Tec, Inc. v. Atrua Technologies, Inc.	Defendant	Denied	0.95	3/19/2009	
4:06cv07336	Speedtrack, Inc. v. Wal-Mart.Com USA, LLC, et al.	Defendant	Denied	1.64	12/3/2009	
4:14cv01743	ASUS Computer International et al v. ExoTablet LTD	Defendant	Denied	2.66	8/12/2014	

Illston, Susan

Total Decisions: 6

Total Granted: 0

Total Denied: 5

Total Granted in Part, Denied in Part: 1

Overall Win Rate: 8.3%

Average Time to Decision: 4.6 months from motion filing

Case Number	Case Name	Movant	Decision	Pendency	Decision Date	Pharma?
3:00cv03291	Mentor Graphics Corp v. Quickturn Design Sys, et al	Plaintiff	Denied	9.87	8/30/2001	
3:02cv02999	Tilia International, Inc. v. Impak Corporation et al	Plaintiff	Granted in part, Denied in Part	1.32	10/16/2002	
3:03cv04969	Transonic Systems, Inc. v. Fresenius USA, Inc. et al	Plaintiff	Denied	6.41	6/8/2004	
3:11cv00671	Xilinx, Inc. v. Invention Investment Fund I LP et al	Plaintiff	Denied	2.47	7/27/2011	
3:11cv06391	Ariosa Diagnostics, Inc v. Sequenom, Inc	Defendant	Denied	3.91	7/5/2012	
5:11cv00671	Xilinx, Inc. v. Invention Investment Fund I LP et al	Plaintiff	Denied	3.52	7/27/2011	

Koh, Lucy

Total Decisions: 5

Total Granted: 1

Total Denied: 4

Total Granted in Part, Denied in Part: 0

Overall Win Rate: 20.0%

Average Time to Decision: 3.0 months from motion filing

Case Number	Case Name	Movant	Decision	Pendency	Decision Date	Pharma?
5:11cv00991	McRee v. Goldman et al	Plaintiff	Denied	2.30	10/12/2011	
5:11cv01846	Apple Inc. v. Samsung Electronics Co. Ltd. et al	Plaintiff	Denied	5.07	12/2/2011	
5:11cv01846	Apple Inc. v. Samsung Electronics Co. Ltd. et al	Plaintiff	Denied	0.56	6/4/2012	
5:12cv00630	Apple Inc. v. Samsung Electronics Co., Ltd. et al	Plaintiff	Granted	4.74	7/1/2012	
3:11cv00991	McRee v. Goldman et al	Plaintiff	Denied	2.30	10/12/2011	

Orrick, William

Total Decisions: 1

Total Granted: 1

Total Denied: 0

Total Granted in Part, Denied in Part: 0

Overall Win Rate: 100.0%

Average Time to Decision: 2.1 months from motion filing

Case Number	Case Name	Movant	Decision	Pendency	Decision Date	Pharma?
3:14cv00023	BlackBerry Limited v. Typo Products LLC	Plaintiff	Granted	2.14	3/28/2014	

Seeborg, Richard

Total Decisions: 2

Total Granted: 0

Total Denied: 2

Total Granted in Part, Denied in Part: 0

Overall Win Rate: 0.0%

Average Time to Decision: 1.4 months from motion filing

Case Number	Case Name	Movant	Decision	Pendency	Decision Date	Pharma?
3:10cv04645	Interwoven, Inc. v. Vertical Computer Systems, Inc.	Plaintiff	Denied	1.48	1/24/2011	
3:14cv04741	Amgen Inc. et al v. Sandoz Inc. et al	Plaintiff	Denied	1.38	3/19/2015	Pharma

Spero, Joseph

Total Decisions: 1

Total Granted: 0

Total Denied: 1

Total Granted in Part, Denied in Part: 0

Overall Win Rate: 0.0%

Average Time to Decision: 4.3 months from motion filing

Case Number	Case Name	Movant	Decision	Pendency	Decision Date	Pharma?
3:08cv05129	Volterra Semiconductor Corporation v. Primarion, Inc. et al	Plaintiff	Denied	4.28	11/17/2009	

White, Jeffrey

Total Decisions: 4

Total Granted: 2

Total Denied: 2

Total Granted in Part, Denied in Part: 0

Overall Win Rate: 50.0%

Average Time to Decision: 4.5 months from motion filing

Case Number	Case Name	Movant	Decision	Pendency	Decision Date	Pharma?
3:04cv03284	Alacritech, Inc. v. Microsoft Corporation	Plaintiff	Granted	4.74	4/12/2005	
3:06cv01905	Jacobsen v. Katzer et al	Plaintiff	Denied	9.74	8/17/2007	
3:06cv01905	Jacobsen v. Katzer et al	Plaintiff	Denied	3.09	1/5/2009	
3:09cv02297	MKS Instruments, Inc. v. New Power Plasma	Plaintiff	Granted	0.30	6/25/2009	

Wilken, Claudia

Total Decisions: 13

Total Granted: 4

Total Denied: 9

Total Granted in Part, Denied in Part: 0

Overall Win Rate: 30.8%

Average Time to Decision: 2.0 months from motion filing

Case Number	Case Name	Movant	Decision	Pendency	Decision Date	Pharma?
4:00cv02114	Texas Instruments v. Tessera Inc	Plaintiff	Granted	3.72	3/6/2001	
4:00cv04071	O2 Micro Intl. v. Monolithic Power	Defendant	Denied	2.50	8/17/2004	
4:01cv03995	O2 Micro International Limited et al v. Monolithic Power Systems, Inc.	Defendant	Denied	2.50	8/17/2004	
4:02cv03705	VMWare, Inc. v. Microsoft Corporation et al	Defendant	Denied	1.32	5/14/2003	
4:02cv04860	Sharper Image Corporation et al v. Honeywell International Inc. et al	Plaintiff	Denied	0.79	11/14/2002	
4:03cv01521	Chiron Corporation v. National Genetics Institute, Inc. et al	Plaintiff	Denied	1.15	7/2/2003	Pharma
4:04cv00824	Sharper Image Corporation v. The May Department Stores Company et al	Plaintiff	Denied	3.68	9/9/2004	
4:05cv04063	Tessera, Inc. v. Advanced Micro Devices, Inc. et al	Defendant	Granted	1.64	11/1/2007	
4:05cv04063	Tessera, Inc. v. Advanced Micro Devices, Inc. et al	Defendant	Denied	1.28	1/28/2008	
4:05cv04063	Tessera, Inc. v. Advanced Micro Devices, Inc. et al	Defendant	Denied	0.92	2/12/2008	
4:05cv04063	Tessera, Inc. v. Advanced Micro Devices, Inc. et al	Defendant	Denied	0.46	2/21/2008	
4:05cv04063	Tessera, Inc. v. Advanced Micro Devices, Inc. et al	Defendant	Granted	1.64	11/1/2007	
4:10cv03724	U.S. Ethernet Innovations, LLC v. Acer, Inc. et al	Defendant	Granted	4.28	5/20/2014	

California Southern

The dockets of patent cases in California Southern were examined to identify decisions on contested motions. The number of decisions found, the number granted, and the number denied are as follows:

Total Decisions: 17

Total Granted: 5 Plaintiff Granted: 5 Defendant Granted: 0

Total Denied: 12 Plaintiff Denied: 10 Defendant Denied: 2

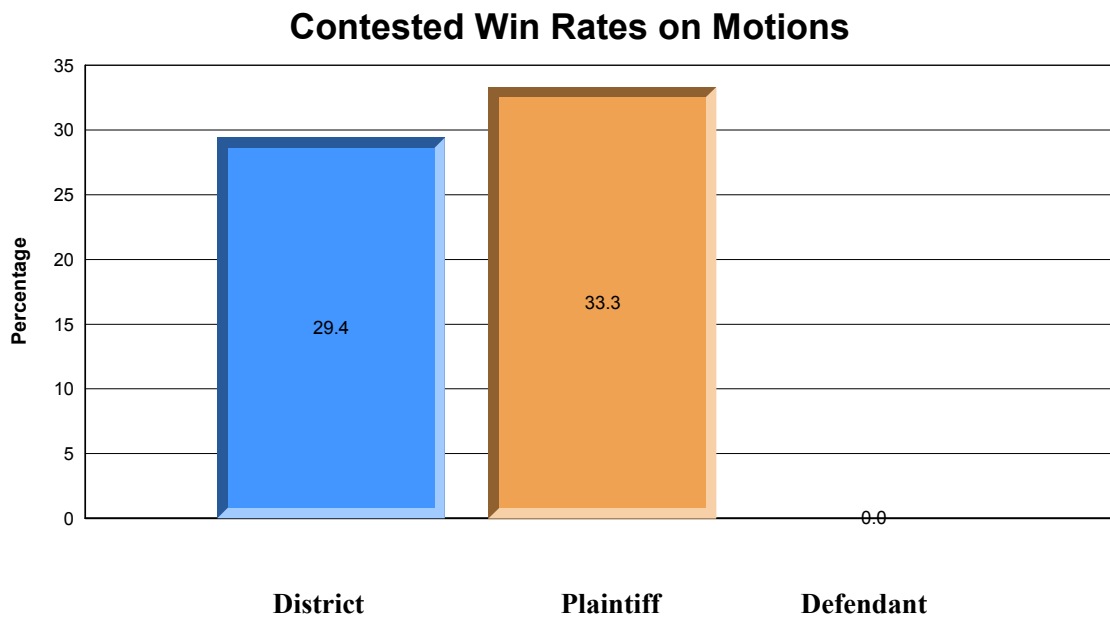
Total Granted in Part, Denied in Part: 0 Plaintiff Granted in Part: 0

Defendant Granted in Part: 0

Plaintiff Win Rate: 33.3%

Defendant Win Rate: 0.0%

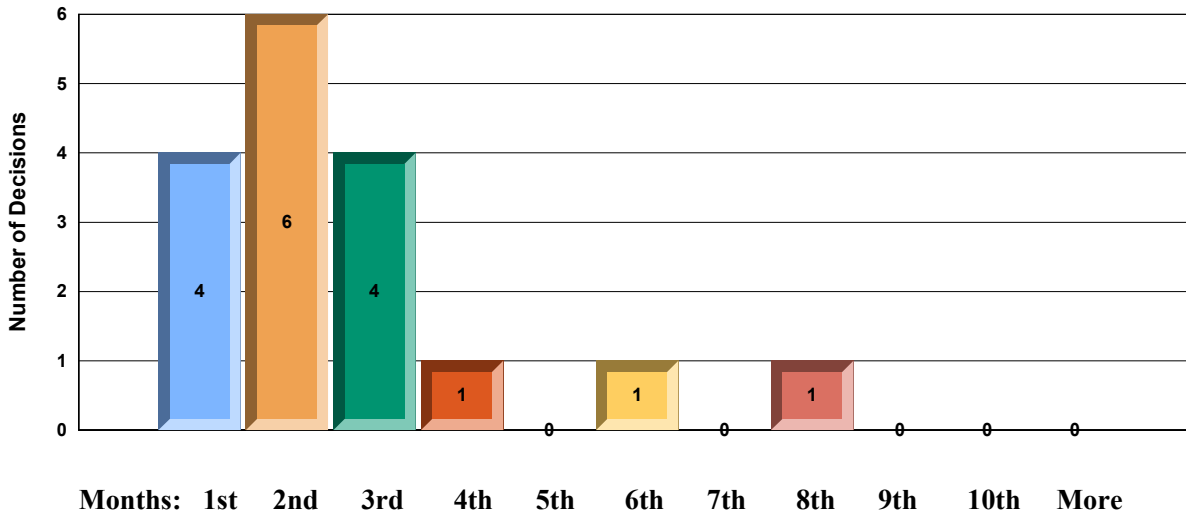
Overall Win Rate: 29.4%



The average time from motion filing to decision was 2.2 months from motion filing. The distribution of times to decision for these motions is illustrated in the chart below.

Distribution of Decisions

For California Southern



Anello, Michael

Total Decisions: 1
 Total Granted: 0
 Total Denied: 1
 Total Granted in Part, Denied in Part: 0
 Overall Win Rate: 0.0%
 Average Time to Decision: 2.3 months from motion filing

Case Number	Case Name	Movant	Decision	Pendency	Decision Date	Pharma?
3:11cv02012	Acolyte Technologies Corporation v. Jeja International Corporation Limited et al	Plaintiff	Denied without Prejudice	2.27	1/5/2012	

Benitez, Roger

Total Decisions: 2
 Total Granted: 1
 Total Denied: 1
 Total Granted in Part, Denied in Part: 0
 Overall Win Rate: 50.0%
 Average Time to Decision: 2.2 months from motion filing

Case Number	Case Name	Movant	Decision	Pendency	Decision Date	Pharma?
3:05cv01668	Gen-Probe Inc v. Bayer Healthcare LLC, et al	Plaintiff	Denied	2.66	3/3/2006	Pharma
3:15cv02585	Illinois Tool Works Inc. v. Pacific Tek, Inc. et al	Plaintiff	Granted	1.78	2/9/2016	

Hayes, William

Total Decisions: 1

Total Granted: 0

Total Denied: 1

Total Granted in Part, Denied in Part: 0

Overall Win Rate: 0.0%

Average Time to Decision: 0.1 months from motion filing

Case Number	Case Name	Movant	Decision	Pendency	Decision Date	Pharma?
3:09cv02220	Flex Products, Inc et al v. Valley Slurry Seal Company	Plaintiff	Denied	0.13	10/13/2009	

Houston, John

Total Decisions: 1

Total Granted: 1

Total Denied: 0

Total Granted in Part, Denied in Part: 0

Overall Win Rate: 100.0%

Average Time to Decision: 5.3 months from motion filing

Case Number	Case Name	Movant	Decision	Pendency	Decision Date	Pharma?
3:06cv02311	Maxwell Technologies, Inc. v. Nesscap, Inc. et al	Plaintiff	Granted	5.26	4/11/2007	

Huff, Marilyn

Total Decisions: 5

Total Granted: 2

Total Denied: 3

Total Granted in Part, Denied in Part: 0

Overall Win Rate: 40.0%

Average Time to Decision: 1.2 months from motion filing

Case Number	Case Name	Movant	Decision	Pendency	Decision Date	Pharma?
3:10cv02584	Fitness IQ, LLC v. TV Products USA, Inc.	Plaintiff	Granted	2.17	3/11/2011	
3:11cv00160	Fitness IQ, LLC v. HSM IDEATV Corporation	Plaintiff	Granted	0.13	2/4/2011	
3:12cv01161	Maxlinear, Inc. v. Silicon Laboratories Inc.	Defendant	Denied	1.81	11/7/2012	
3:12cv00911	Peregrine Semiconductor Corporation v. RF Micro Devices, Inc. et al	Plaintiff	Denied	1.45	1/8/2014	
3:14cv02711	Prestige Flag Mfg. Co., Inc. v. Par Aide Products Co. et al	Plaintiff	Denied	0.63	1/12/2015	

Lorenz, M.

Total Decisions: 2

Total Granted: 0

Total Denied: 2

Total Granted in Part, Denied in Part: 0

Overall Win Rate: 0.0%

Average Time to Decision: 1.9 months from motion filing

Case Number	Case Name	Movant	Decision	Pendency	Decision Date	Pharma?
3:00cv00701	Gamma Metrics Inc v. Analyser Systems	Plaintiff	Denied	2.04	8/31/2000	
3:00cv00701	Gamma Metrics Inc v. Analyser Systems	Plaintiff	Denied	1.71	8/31/2000	

Miller, Jeffrey

Total Decisions: 1

Total Granted: 1

Total Denied: 0

Total Granted in Part, Denied in Part: 0

Overall Win Rate: 100.0%

Average Time to Decision: 1.8 months from motion filing

Case Number	Case Name	Movant	Decision	Pendency	Decision Date	Pharma?
3:98cv00877	Dimension One Spas v. Ouelette, et al	Plaintiff	Granted	1.78	2/22/2000	

Moskowitz, Barry

Total Decisions: 1

Total Granted: 0

Total Denied: 1

Total Granted in Part, Denied in Part: 0

Overall Win Rate: 0.0%

Average Time to Decision: 7.6 months from motion filing

Case Number	Case Name	Movant	Decision	Pendency	Decision Date	Pharma?
3:05cv00975	Savvier LP, et al v. E&B Exercise LLC, et al	Plaintiff	Denied	7.60	1/26/2006	

Sammartino, Janis

Total Decisions: 1

Total Granted: 0

Total Denied: 1

Total Granted in Part, Denied in Part: 0

Overall Win Rate: 0.0%

Average Time to Decision: 3.5 months from motion filing

Case Number	Case Name	Movant	Decision	Pendency	Decision Date	Pharma?
3:16cv01544	DNA Genotek Inc. v. Spectrum Solutions L.L.C. et al	Plaintiff	Denied	3.52	10/6/2016	

Whelan, Thomas

Total Decisions: 2

Total Granted: 0

Total Denied: 2

Total Granted in Part, Denied in Part: 0

Overall Win Rate: 0.0%

Average Time to Decision: 1.0 months from motion filing

Case Number	Case Name	Movant	Decision	Pendency	Decision Date	Pharma?
3:04cv02001	Jax Scaffold Systems v. Sunrize Staging Inc, et al	Defendant	Denied	1.84	1/4/2005	
3:06cv01560	Swanson, et al v. BLM	Plaintiff	Denied	0.16	9/23/2009	

Colorado

The dockets of patent cases in Colorado were examined to identify decisions on contested motions. The number of decisions found, the number granted, and the number denied are as follows:

Total Decisions: 19

Total Granted: 2 Plaintiff Granted: 2 Defendant Granted: 0

Total Denied: 15 Plaintiff Denied: 15 Defendant Denied: 0

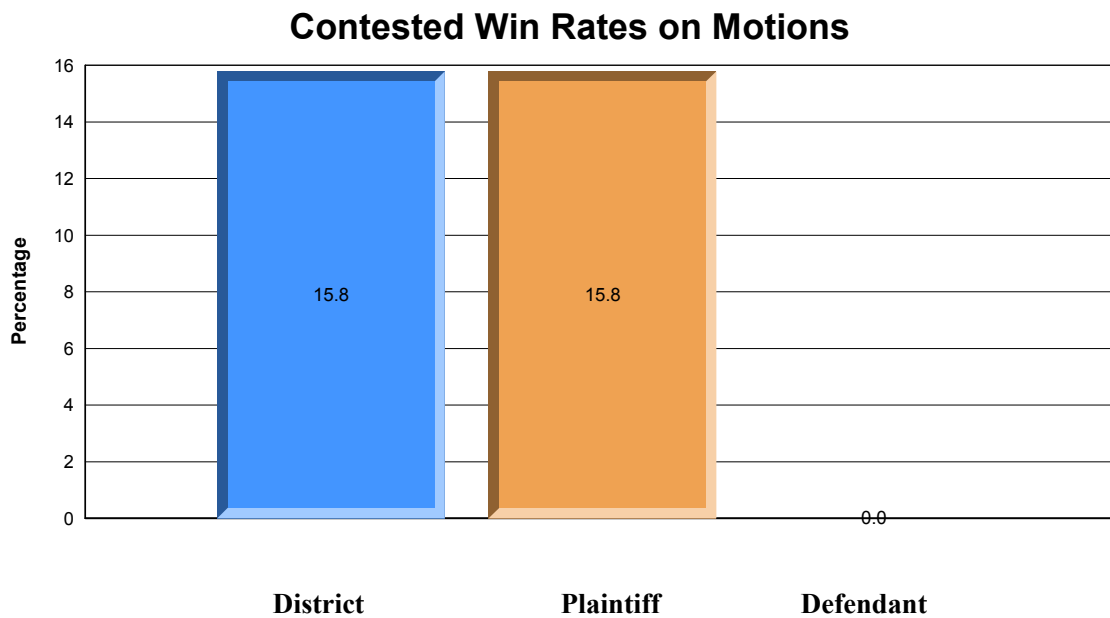
Total Granted in Part, Denied in Part: 2 Plaintiff Granted in Part: 2

Defendant Granted in Part: 0

Plaintiff Win Rate: 15.8%

Defendant Win Rate: 0.0%

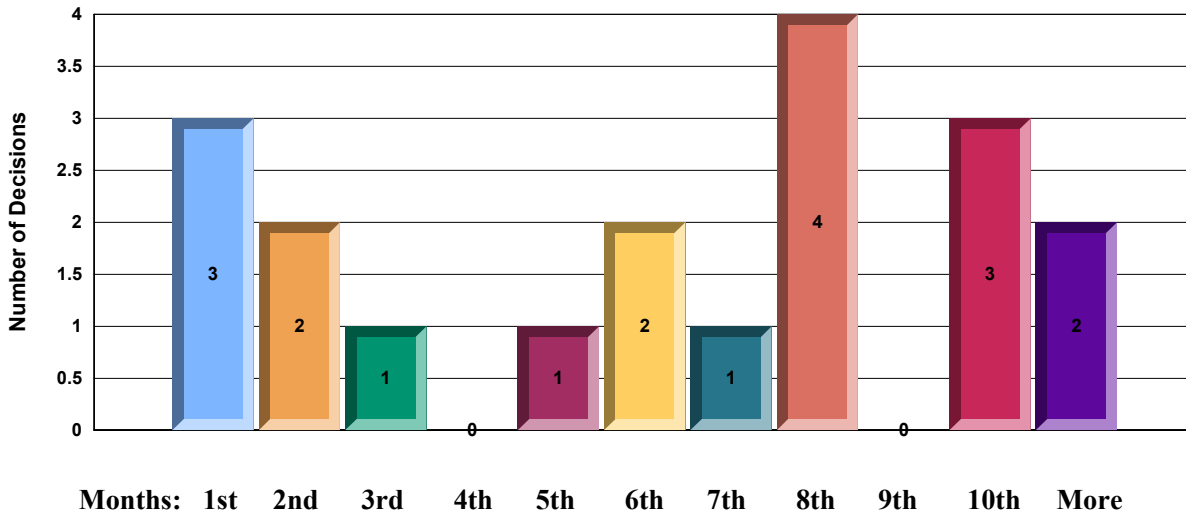
Overall Win Rate: 15.8%



The average time from motion filing to decision was 6.4 months from motion filing. The distribution of times to decision for these motions is illustrated in the chart below.

Distribution of Decisions

For Colorado



Arguello, Christine

Total Decisions: 2
 Total Granted: 0
 Total Denied: 2
 Total Granted in Part, Denied in Part: 0
 Overall Win Rate: 0.0%
 Average Time to Decision: 3.6 months from motion filing

Case Number	Case Name	Movant	Decision	Pendency	Decision Date	Pharma?
1:13cv01284	Karcher North America, Inc. v. Nilfisk-Advance, Inc.	Plaintiff	Denied	4.84	12/20/2013	
1:13cv01284	Karcher North America, Inc. v. Nilfisk-Advance, Inc.	Plaintiff	Denied	2.37	12/20/2013	

Babcock, Lewis

Total Decisions: 1
 Total Granted: 1
 Total Denied: 0
 Total Granted in Part, Denied in Part: 0
 Overall Win Rate: 100.0%
 Average Time to Decision: 1.9 months from motion filing

Case Number	Case Name	Movant	Decision	Pendency	Decision Date	Pharma?
1:05cv00993	SoothSoft Innovations Worldwide, Inc. et al v. K&H Manufacturing, Inc. et al	Plaintiff	Granted	1.91	7/28/2005	

Blackburn, Robert

Total Decisions: 2

Total Granted: 0

Total Denied: 1

Total Granted in Part, Denied in Part: 1

Overall Win Rate: 25.0%

Average Time to Decision: 3.7 months from motion filing

Case Number	Case Name	Movant	Decision	Pendency	Decision Date	Pharma?
1:04cv01064	WCM Industries, Inc. v. Prier Products, Inc.	Plaintiff	Granted in part, Denied in Part	7.17	1/11/2005	
1:05cv02429	Rauch v. Sutphin Electric Motors, Corp.	Plaintiff	Denied	0.23	12/5/2006	

Brimmer, Philip

Total Decisions: 2

Total Granted: 0

Total Denied: 2

Total Granted in Part, Denied in Part: 0

Overall Win Rate: 0.0%

Average Time to Decision: 6.3 months from motion filing

Case Number	Case Name	Movant	Decision	Pendency	Decision Date	Pharma?
1:09cv00970	Predator International, Inc. v. Gamo Outdoor USA, Inc.	Plaintiff	Denied	5.26	10/22/2009	
1:06cv00605	Crocs, Inc. v. Effervescent, Inc et al	Plaintiff	Denied	7.24	9/21/2015	

Daniel, Wiley

Total Decisions: 3

Total Granted: 1

Total Denied: 1

Total Granted in Part, Denied in Part: 1

Overall Win Rate: 50.0%

Average Time to Decision: 8.2 months from motion filing

Case Number	Case Name	Movant	Decision	Pendency	Decision Date	Pharma?
1:03cv01591	Huntwise, Inc. v. MAT Sports, L.L.C.	Plaintiff	Granted	9.67	6/9/2004	
1:99cv00821	Steel Floors, LLC v. Dietrich Industries	Plaintiff	Denied	7.14	9/1/2000	
1:13cv01511	Port-a-Pour, Inc. v. Peak Innovations, Inc. et al	Plaintiff	Granted in part, Denied in Part	7.73	6/17/2014	

Ebel, David

Total Decisions: 1

Total Granted: 0

Total Denied: 1

Total Granted in Part, Denied in Part: 0

Overall Win Rate: 0.0%

Average Time to Decision: 5.6 months from motion filing

Case Number	Case Name	Movant	Decision	Pendency	Decision Date	Pharma?
1:08cv00873	Cobra North America, LLC et al v. Cold Cut Systems Svenska AB	Plaintiff	Denied	5.63	12/11/2008	

Hegarty, Michael

Total Decisions: 1

Total Granted: 0

Total Denied: 1

Total Granted in Part, Denied in Part: 0

Overall Win Rate: 0.0%

Average Time to Decision: 1.3 months from motion filing

Case Number	Case Name	Movant	Decision	Pendency	Decision Date	Pharma?
1:16cv02536	CPI Card Group Inc. v. Multi Packaging Solutions, Inc.	Plaintiff	Denied without Prejudice	1.32	1/11/2017	

Kane, John

Total Decisions: 1

Total Granted: 0

Total Denied: 1

Total Granted in Part, Denied in Part: 0

Overall Win Rate: 0.0%

Average Time to Decision: 9.1 months from motion filing

Case Number	Case Name	Movant	Decision	Pendency	Decision Date	Pharma?
1:02cv00303	McData Corp. v. Brocade Comm Systems	Plaintiff	Denied	9.11	12/6/2002	

Krieger, Marcia

Total Decisions: 4

Total Granted: 0

Total Denied: 4

Total Granted in Part, Denied in Part: 0

Overall Win Rate: 0.0%

Average Time to Decision: 4.2 months from motion filing

Case Number	Case Name	Movant	Decision	Pendency	Decision Date	Pharma?
1:10cv02868	L-3 Communications Corporation et al v. Jaxon Engineering & Maintenance, Inc. et al	Plaintiff	Denied	9.54	8/5/2013	
1:13cv01734	Otter Products, LLC v. Seal Shield, LLC	Plaintiff	Denied without Prejudice	0.20	8/22/2013	
1:13cv01734	Otter Products, LLC v. Seal Shield, LLC	Plaintiff	Denied without Prejudice	0.03	8/27/2013	
1:13cv01734	Otter Products, LLC v. Seal Shield, LLC	Plaintiff	Denied	6.88	3/24/2014	

Matsch, Richard

Total Decisions: 2

Total Granted: 0

Total Denied: 2

Total Granted in Part, Denied in Part: 0

Overall Win Rate: 0.0%

Average Time to Decision: 17.9 months from motion filing

Case Number	Case Name	Movant	Decision	Pendency	Decision Date	Pharma?
1:03cv00672	Storage Tech Corp v. Quantum Corporation	Plaintiff	Denied	25.00	5/17/2005	
1:03cv02579	National Oilwell Varco, L.P. v. Pason Systems USA	Plaintiff	Denied	10.82	11/15/2004	

Connecticut

The dockets of patent cases in Connecticut were examined to identify decisions on contested motions. The number of decisions found, the number granted, and the number denied are as follows:

Total Decisions: 9

Total Granted: 3 Plaintiff Granted: 3 Defendant Granted: 0

Total Denied: 6 Plaintiff Denied: 6 Defendant Denied: 0

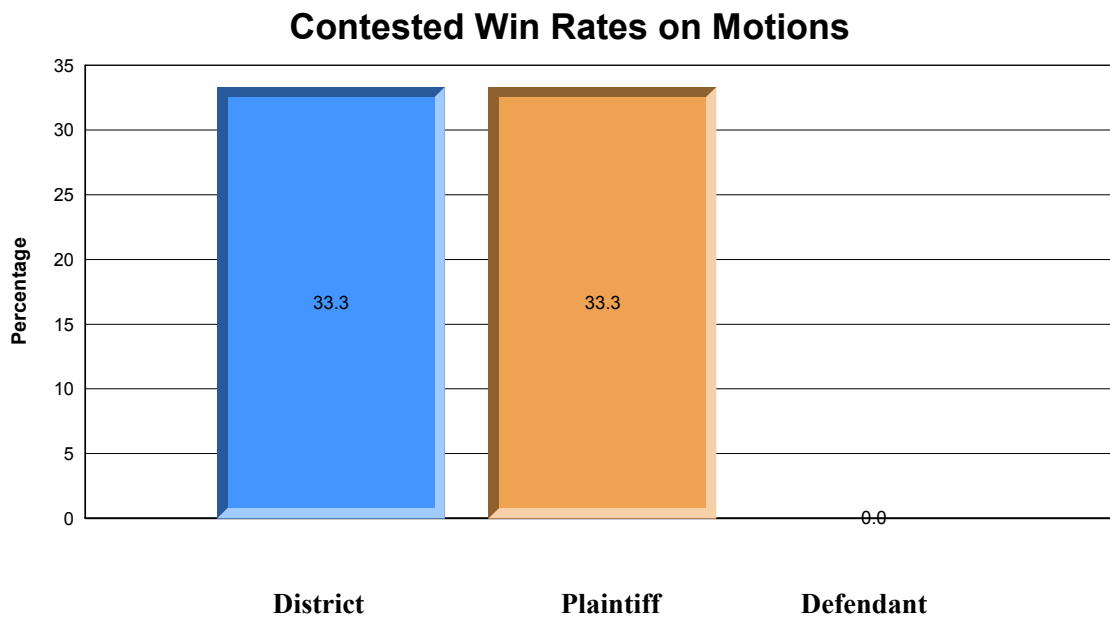
Total Granted in Part, Denied in Part: 0 Plaintiff Granted in Part: 0

Defendant Granted in Part: 0

Plaintiff Win Rate: 33.3%

Defendant Win Rate: 0.0%

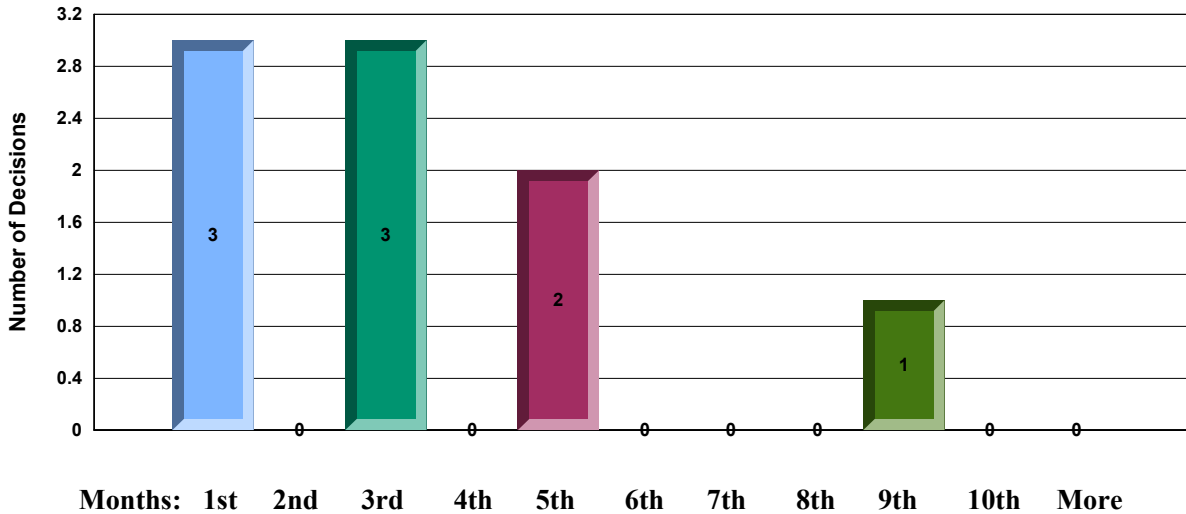
Overall Win Rate: 33.3%



The average time from motion filing to decision was 2.9 months from motion filing. The distribution of times to decision for these motions is illustrated in the chart below.

Distribution of Decisions

For Connecticut



Arterton, Janet

Total Decisions: 1
 Total Granted: 1
 Total Denied: 0
 Total Granted in Part, Denied in Part: 0
 Overall Win Rate: 100.0%
 Average Time to Decision: 0.4 months from motion filing

Case Number	Case Name	Movant	Decision	Pendency	Decision Date	Pharma?
3:07cv01667	Romag Fasteners Inc v. JC Penney Co, Inc et al	Plaintiff	Granted	0.43	11/28/2007	

Chatigny, Robert

Total Decisions: 1
 Total Granted: 0
 Total Denied: 1
 Total Granted in Part, Denied in Part: 0
 Overall Win Rate: 0.0%
 Average Time to Decision: 0.0 months from motion filing

Case Number	Case Name	Movant	Decision	Pendency	Decision Date	Pharma?
3:11cv01566	Greenwich Ballistics, LLC v. Jamison International V, LLC	Plaintiff	Denied without Prejudice	0.03	10/14/2011	

Covello, Alfred

Total Decisions: 1
 Total Granted: 0
 Total Denied: 1
 Total Granted in Part, Denied in Part: 0
 Overall Win Rate: 0.0%
 Average Time to Decision: 4.1 months from motion filing

Case Number	Case Name	Movant	Decision	Pendency	Decision Date	Pharma?
3:15cv01890	StormTech LLC et al v. Cultec, Inc	Plaintiff	Denied	4.11	5/4/2016	

Hall, Janet

Total Decisions: 2
 Total Granted: 2
 Total Denied: 0
 Total Granted in Part, Denied in Part: 0
 Overall Win Rate: 100.0%
 Average Time to Decision: 2.6 months from motion filing

Case Number	Case Name	Movant	Decision	Pendency	Decision Date	Pharma?
3:00cv00004	Dymo-Costar Corp v. Seiko Instruments	Plaintiff	Granted	2.50	3/20/2000	
3:14cv00917	Covidien Sales LLC et al v. Ethicon Endo-Surgery, Inc.	Plaintiff	Granted	2.70	10/15/2014	

Squatrito, Dominic

Total Decisions: 1
 Total Granted: 0
 Total Denied: 1
 Total Granted in Part, Denied in Part: 0
 Overall Win Rate: 0.0%
 Average Time to Decision: 2.1 months from motion filing

Case Number	Case Name	Movant	Decision	Pendency	Decision Date	Pharma?
3:00cv02410	Arch Chemicals, Inc v. PPG Industries, Inc.	Plaintiff	Denied	2.14	4/6/2001	

Thompson, Alvin

Total Decisions: 1
 Total Granted: 0
 Total Denied: 1
 Total Granted in Part, Denied in Part: 0
 Overall Win Rate: 0.0%
 Average Time to Decision: 8.6 months from motion filing

Case Number	Case Name	Movant	Decision	Pendency	Decision Date	Pharma?
3:09cv00035	Potts v. S-Box LLC	Plaintiff	Denied	8.55	9/22/2010	

Underhill, Stefan

Total Decisions: 2

Total Granted: 0

Total Denied: 2

Total Granted in Part, Denied in Part: 0

Overall Win Rate: 0.0%

Average Time to Decision: 2.7 months from motion filing

Case Number	Case Name	Movant	Decision	Pendency	Decision Date	Pharma?
3:03cv00993	Conair Corp v. L&N Sales & Mktg Inc	Plaintiff	Denied	0.46	6/18/2003	
3:04cv00789	KOR-CT, LLC v. Savvier, Inc et al	Plaintiff	Denied	4.97	11/16/2004	

Delaware

The dockets of patent cases in Delaware were examined to identify decisions on contested motions. The number of decisions found, the number granted, and the number denied are as follows:

Total Decisions: 53

Total Granted: 16 Plaintiff Granted: 14 Defendant Granted: 2

Total Denied: 34 Plaintiff Denied: 32 Defendant Denied: 2

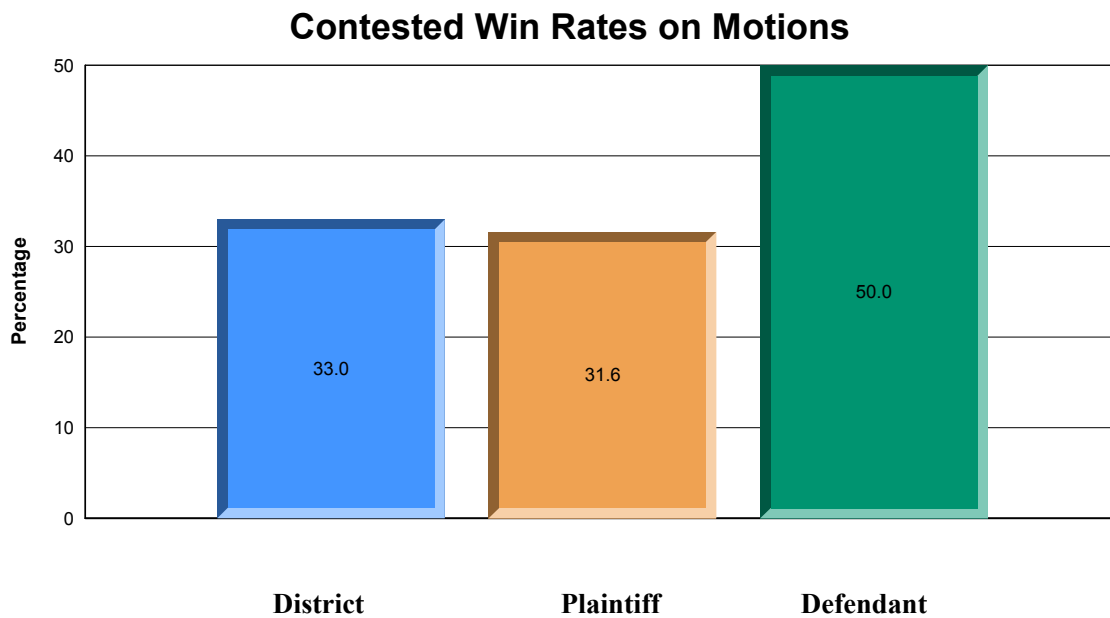
Total Granted in Part, Denied in Part: 3 Plaintiff Granted in Part: 3

Defendant Granted in Part: 0

Plaintiff Win Rate: 31.6%

Defendant Win Rate: 50.0%

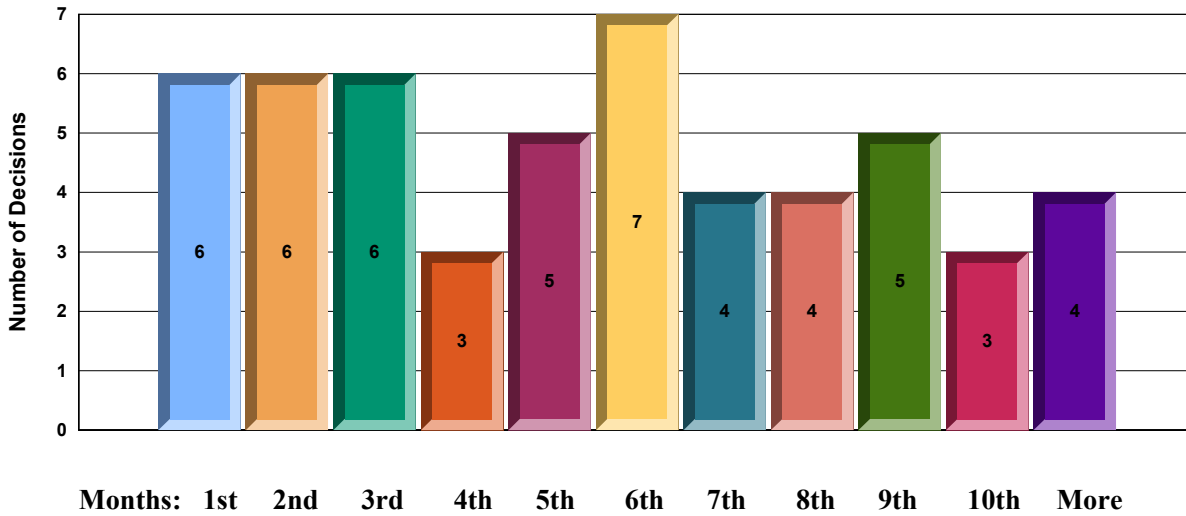
Overall Win Rate: 33.0%



The average time from motion filing to decision was 5.2 months from motion filing. The distribution of times to decision for these motions is illustrated in the chart below.

Distribution of Decisions

For Delaware



Andrews, Richard

Total Decisions: 2

Total Granted: 0

Total Denied: 2

Total Granted in Part, Denied in Part: 0

Overall Win Rate: 0.0%

Average Time to Decision: 5.1 months from motion filing

Case Number	Case Name	Movant	Decision	Pendency	Decision Date	Pharma?
1:15cv00261	Chestnut Hill Sound Inc. v. Apple Inc.	Plaintiff	Denied	6.28	11/6/2015	
1:16cv00217	Varentec, Inc. v. GridCo, Inc.	Plaintiff	Denied	4.01	10/3/2016	

Robinson, Sue

Total Decisions: 32

Total Granted: 11

Total Denied: 19

Total Granted in Part, Denied in Part: 2

Overall Win Rate: 37.5%

Average Time to Decision: 5.4 months from motion filing

Case Number	Case Name	Movant	Decision	Pendency	Decision Date	Pharma?
1:00cv00404	Scimed Life Systems, et al v. Johnson & Johnson, et al	Plaintiff	Denied	11.51	3/30/2001	
1:00cv00886	Cordis Corporation v. Medtronic Vascular	Plaintiff	Granted	3.55	3/31/2005	
1:00cv01069	IQE (Europe) Ltd., et al v. Rockwell Tech., et al	Plaintiff	Granted	2.96	5/23/2001	
1:02cv00332	Novo Nordisk Pharm., et al v. Bio-Technology Gen., et al	Plaintiff	Granted	1.15	6/7/2002	Pharma
1:03cv00283	Boston Sci Scimed, et al v. Cordis Corporation, et al	Plaintiff	Denied	8.09	11/21/2003	
1:03cv00364	Lab Corp of America, et al v. Chiron Corporation	Plaintiff	Granted	2.24	8/4/2003	
1:03cv00402	Medtronic Vascular v. Cordis Corporation	Plaintiff	Granted	7.37	12/11/2003	
1:04cv01414	Lancaster Composite v. Hardcore Composites, et al	Plaintiff	Granted in part, Denied in Part	1.74	1/14/2005	
1:99cv00833	Medtronic AVE Inc. v. Cordis Corporation	Plaintiff	Denied	5.82	5/31/2000	
1:05cv00853	Thales Airborne Systems S.A. et al v. Universal Avionics Systems Corporation	Plaintiff	Granted in part, Denied in Part	5.59	6/22/2006	
1:07cv00137	Sun Optics Inc. v. FGX International Inc.	Plaintiff	Denied	4.87	8/2/2007	
1:06cv00613	Abbott Laboratories et al v. Johnson and Johnson Inc. et al	Plaintiff	Denied	6.38	11/28/2007	Pharma
1:07cv00137	Sun Optics Inc. v. FGX International Inc.	Plaintiff	Denied	3.91	8/2/2007	
1:07cv00190	Siemens Medical Solutions USA Inc. v. Saint-Gobain Ceramics & Plastics Inc.	Plaintiff	Denied	6.05	1/9/2008	
1:07cv00585	Wellman Inc. v. Eastman Chemical Company	Plaintiff	Denied	9.05	10/3/2008	
1:07cv00787	Girafa.com Inc. v. Amazon Web Services LLC et al	Plaintiff	Denied	8.91	12/9/2008	
1:10cv00841	Keurig Incorporated v. Sturm Foods Inc.	Plaintiff	Denied	4.70	3/10/2011	
1:11cv00173	Cellectis S.A. v. Precision Biosciences Inc.	Plaintiff	Granted	13.42	5/3/2012	
1:11cv00054	Butamax (TM) Advanced Biofuels LLC v. Gevo Inc.	Plaintiff	Denied	8.91	6/19/2012	
1:12cv00613	Trustco Bank v. Automated Transactions LLC	Plaintiff	Granted	9.64	3/27/2013	
1:12cv01491	Nexans Inc. et al v. Belden Inc. et al	Plaintiff	Granted	7.80	8/6/2013	

1:09cv00018	Eurand Inc. et al v. Impax Laboratories Inc.	Plaintiff	Granted	0.07	9/19/2012	Pharma
1:09md02118	In re: Cyclobenzaprine Hydrochloride Extended-Release Capsule Patent Litigation	Plaintiff	Granted	0.07	9/19/2012	Pharma
1:13cv01656	Drager Medical GmbH et al v. Allied Healthcare Products Inc.	Plaintiff	Denied	4.93	3/24/2014	
1:14cv00270	Antares Pharma Inc. v. Medac Pharma Inc. et al	Plaintiff	Denied	2.73	7/10/2014	
1:14cv00559	CryoLife Inc. v. Medafor Inc.	Defendant	Granted	5.66	3/10/2015	
1:14cv01268	Takeda Pharmaceuticals U.S.A., Inc. v. West-Ward Pharmaceutical Corporation et al	Plaintiff	Denied	0.95	11/4/2014	Pharma
1:14cv01482	Quest Integrity USA LLC v. Clean Harbors Industrial Services Inc.	Plaintiff	Denied	5.79	6/12/2015	
1:14cv01483	Quest Integrity USA LLC v. Cokebusters USA Inc.	Plaintiff	Denied	5.79	6/12/2015	
1:15cv00661	DNA Genotek Inc. v. Spectrum DNA et al	Plaintiff	Denied without Prejudice	5.39	2/4/2016	
1:15cv01031	Hologic, Inc. et al v. Minerva Surgical, Inc.	Plaintiff	Denied	5.63	6/2/2016	
1:15cv01031	Hologic, Inc. et al v. Minerva Surgical, Inc.	Defendant	Denied	2.73	6/2/2016	

Sleet, Gregory

Total Decisions: 7

Total Granted: 1

Total Denied: 5

Total Granted in Part, Denied in Part: 1

Overall Win Rate: 21.4%

Average Time to Decision: 4.2 months from motion filing

Case Number	Case Name	Movant	Decision	Pendency	Decision Date	Pharma?
1:02cv00067	Arthrex Inc. v. dj Orthopedics LLC	Plaintiff	Denied	2.50	4/30/2002	
1:05cv00434	Dyson Technology Limited et al v. Maytag Corporation, et al.	Plaintiff	Denied	7.73	3/21/2006	
1:99cv00525	Creo Products Inc. v. Presstek Inc.	Plaintiff	Denied	1.28	2/13/2001	
1:06cv00089	Pfizer Inc v. Teva Pharmaceuticals USA et al	Plaintiff	Granted	2.57	5/26/2006	Pharma
1:08cv00945	CNH America LLC et al v. Kinzenbaw et al	Plaintiff	Denied	10.82	11/13/2009	
1:08cv00453	AstraZeneca LP et al v. Mylan Pharmaceuticals Inc.	Plaintiff	Denied	0.23	6/1/2011	Pharma
1:08cv00091	Edwards Lifesciences AG et al v. Corevalve Inc., et al	Plaintiff	Granted in part, Denied in Part	4.61	4/15/2014	

Stark, Leonard

Total Decisions: 9

Total Granted: 3

Total Denied: 6

Total Granted in Part, Denied in Part: 0

Overall Win Rate: 33.3%

Average Time to Decision: 4.2 months from motion filing

Case Number	Case Name	Movant	Decision	Pendency	Decision Date	Pharma?
1:07cv00633	Power Integrations Inc. v. BCD Semiconductor Corporation et al	Plaintiff	Denied	9.34	11/4/2008	
1:11cv00142	Systemation Inc. v. Hart & Cooley Inc.	Plaintiff	Granted	1.38	4/20/2011	
1:09cv00769	BAE Systems Information and Electronic Systems Integration Inc. v. Aeroflex Incorporated et al	Plaintiff	Denied	1.22	5/26/2011	
1:11cv00652	DePuy Synthes Products, LLC v. Globus Medical Inc.	Plaintiff	Denied	1.68	8/22/2013	
1:13cv01792	SecureBuy LLC v. CardinalCommerce Corporation	Defendant	Denied	0.33	2/7/2014	
1:14cv00181	M/A-COM Technology Solutions Holdings Inc. v. Laird Technologies Inc.	Plaintiff	Granted	3.98	6/13/2014	
1:08cv00627	Warner Chilcott Company et al v. Teva Pharmaceuticals USA Inc.	Plaintiff	Denied	0.53	6/6/2014	Pharma
1:14cv00721	TSMC Technology Inc. et al v. Zond LLC	Plaintiff	Granted	7.27	1/26/2015	
1:15cv00819	Integra LifeSciences Corp. et al v. HyperBranch Medical Technology, Inc	Plaintiff	Denied	12.50	9/29/2016	

Thynge, Mary

Total Decisions: 3

Total Granted: 1

Total Denied: 2

Total Granted in Part, Denied in Part: 0

Overall Win Rate: 33.3%

Average Time to Decision: 7.6 months from motion filing

Case Number	Case Name	Movant	Decision	Pendency	Decision Date	Pharma?
1:01cv00752	Digene Corporation v. Ventana Medical Sys., et al	Plaintiff	Denied	8.32	5/9/2007	
1:07cv00266	Parker-Hannifin Corporation v. Schlegel Electronic Materials Inc.	Defendant	Granted	6.41	12/9/2008	
1:11cv00672	Neology Inc. v. Federal Signal Corporation et al	Plaintiff	Denied	8.03	8/2/2012	

District of Columbia

The dockets of patent cases in District of Columbia were examined to identify decisions on contested motions. The number of decisions found, the number granted, and the number denied are as follows:

Total Decisions: 3

Total Granted: 0 Plaintiff Granted: 0 Defendant Granted: 0

Total Denied: 3 Plaintiff Denied: 3 Defendant Denied: 0

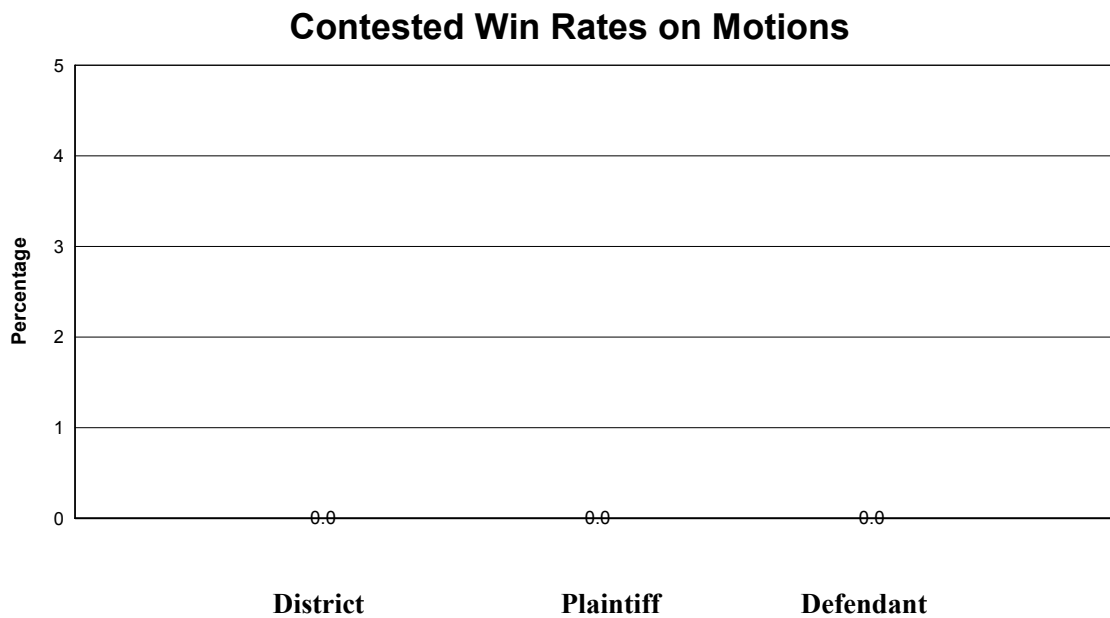
Total Granted in Part, Denied in Part: 0 Plaintiff Granted in Part: 0

Defendant Granted in Part: 0

Plaintiff Win Rate: 0.0%

Defendant Win Rate: 0.0%

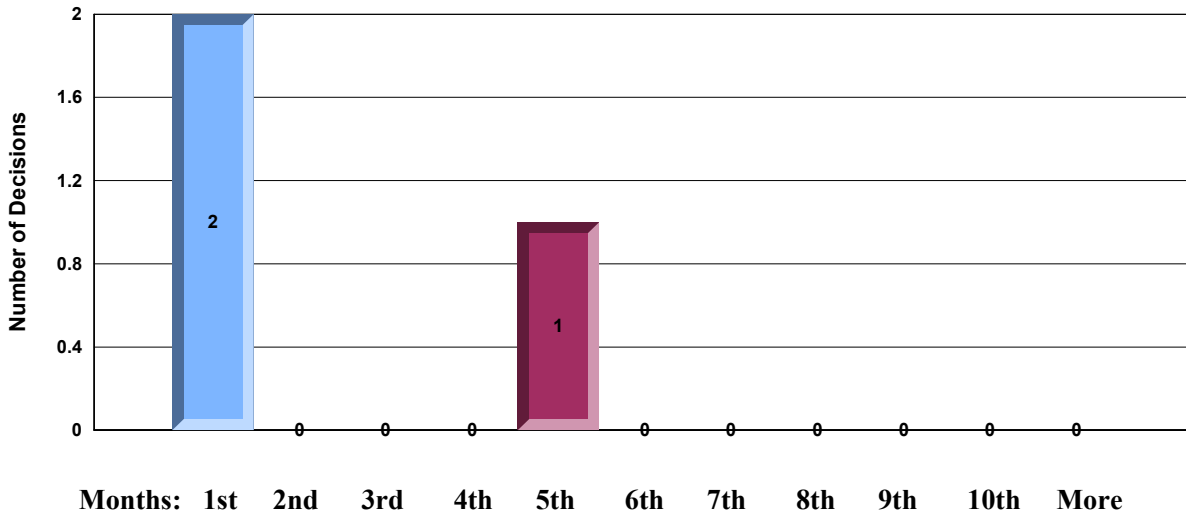
Overall Win Rate: 0.0%



The average time from motion filing to decision was 1.8 months from motion filing. The distribution of times to decision for these motions is illustrated in the chart below.

Distribution of Decisions

For District of Columbia



Roberts, Richard

Total Decisions: 2
 Total Granted: 0
 Total Denied: 2
 Total Granted in Part, Denied in Part: 0
 Overall Win Rate: 0.0%
 Average Time to Decision: 2.5 months from motion filing

Case Number	Case Name	Movant	Decision	Pendency	Decision Date	Pharma?
1:07cv01719	CORNISH v. DUDAS et al	Plaintiff	Denied	5.00	2/25/2008	
1:07cv01719	CORNISH v. DUDAS et al	Plaintiff	Denied	0.07	1/21/2010	

Sullivan, Emmet

Total Decisions: 1
 Total Granted: 0
 Total Denied: 1
 Total Granted in Part, Denied in Part: 0
 Overall Win Rate: 0.0%
 Average Time to Decision: 0.5 months from motion filing

Case Number	Case Name	Movant	Decision	Pendency	Decision Date	Pharma?
1:00cv00790	MCKEOWN v. CITY/CHICAGO DOT, et al	Plaintiff	Denied	0.46	7/6/2000	

Florida Middle

The dockets of patent cases in Florida Middle were examined to identify decisions on contested motions. The number of decisions found, the number granted, and the number denied are as follows:

Total Decisions: 38

Total Granted: 4 Plaintiff Granted: 4 Defendant Granted: 0

Total Denied: 31 Plaintiff Denied: 26 Defendant Denied: 5

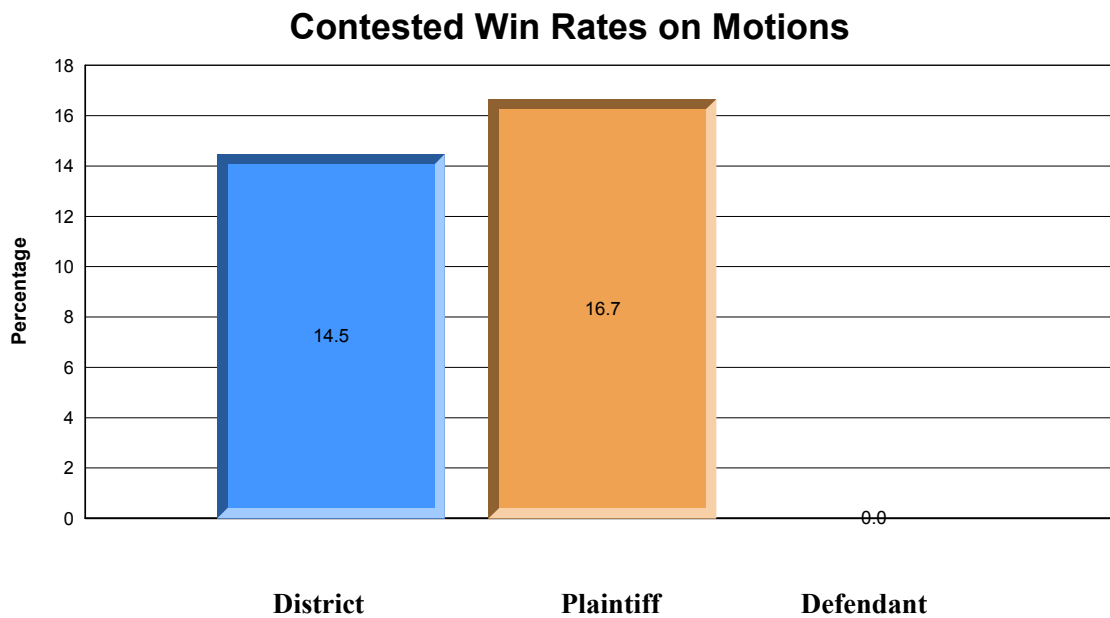
Total Granted in Part, Denied in Part: 3 Plaintiff Granted in Part: 3

Defendant Granted in Part: 0

Plaintiff Win Rate: 16.7%

Defendant Win Rate: 0.0%

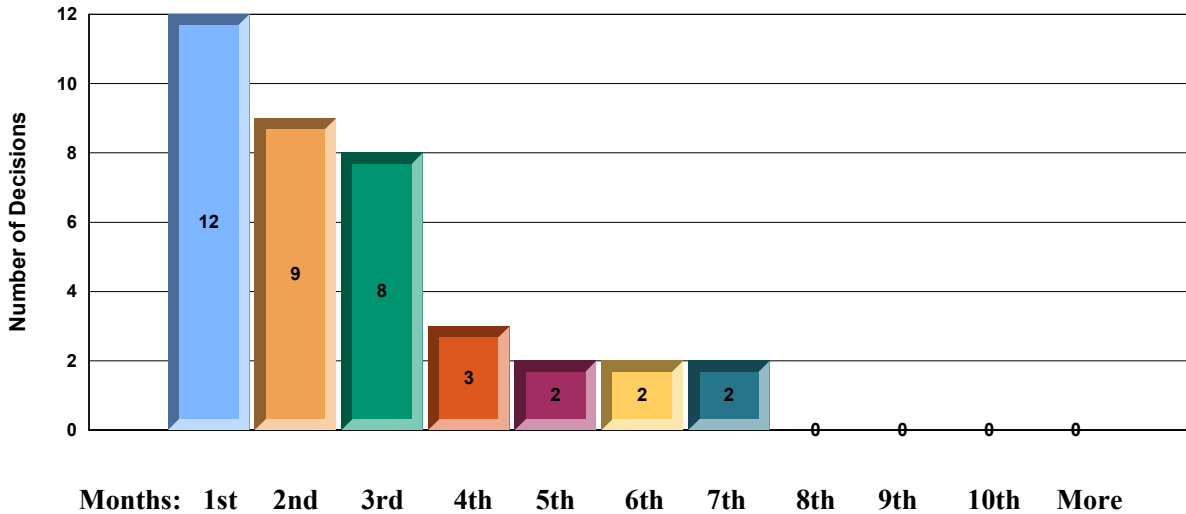
Overall Win Rate: 14.5%



The average time from motion filing to decision was 2.1 months from motion filing. The distribution of times to decision for these motions is illustrated in the chart below.

Distribution of Decisions

For Florida Middle



Adams, Henry

Total Decisions: 2
 Total Granted: 0
 Total Denied: 2
 Total Granted in Part, Denied in Part: 0
 Overall Win Rate: 0.0%
 Average Time to Decision: 0.5 months from motion filing

Case Number	Case Name	Movant	Decision	Pendency	Decision Date	Pharma?
3:03cv00546	South Bay Manage., et al v. Structural Systems, et al	Plaintiff	Denied	1.02	10/20/2003	
3:03cv00546	South Bay Manage., et al v. Structural Systems, et al	Plaintiff	Denied	0.03	4/7/2004	

Antoon, John

Total Decisions: 2
 Total Granted: 0
 Total Denied: 2
 Total Granted in Part, Denied in Part: 0
 Overall Win Rate: 0.0%
 Average Time to Decision: 2.7 months from motion filing

Case Number	Case Name	Movant	Decision	Pendency	Decision Date	Pharma?
6:03cv01286	Omega Patents, LLC v. Applied Security, et al	Plaintiff	Denied	2.86	7/29/2004	
6:11cv01733	Rip-It Holdings, LLC v. Wilson Hunt International Ltd. et al	Plaintiff	Denied	2.53	1/13/2012	

Bucklew, Susan

Total Decisions: 2

Total Granted: 0

Total Denied: 2

Total Granted in Part, Denied in Part: 0

Overall Win Rate: 0.0%

Average Time to Decision: 0.7 months from motion filing

Case Number	Case Name	Movant	Decision	Pendency	Decision Date	Pharma?
8:03cv02150	Billingnetwork.com v. Island Automated	Plaintiff	Denied	1.41	7/27/2004	
8:03cv02150	Billingnetwork.com v. Island Automated	Plaintiff	Denied	0.07	7/8/2004	

Conway, Anne

Total Decisions: 3

Total Granted: 1

Total Denied: 2

Total Granted in Part, Denied in Part: 0

Overall Win Rate: 33.3%

Average Time to Decision: 3.0 months from motion filing

Case Number	Case Name	Movant	Decision	Pendency	Decision Date	Pharma?
6:02cv00270	Super Vision, Int. v. Color Kinetics, Inc.	Plaintiff	Denied	6.71	4/23/2003	
6:07cv00264	Stone Construction Equipment, Inc. v. Masonry Equipment Distributors, Inc. et al	Plaintiff	Granted	2.20	5/1/2007	
6:07cv01922	Heeling Sports Limited v. China Direct Importers, LLC et al	Plaintiff	Denied	0.00	12/21/2007	

Corrigan, Timothy

Total Decisions: 3

Total Granted: 0

Total Denied: 3

Total Granted in Part, Denied in Part: 0

Overall Win Rate: 0.0%

Average Time to Decision: 2.6 months from motion filing

Case Number	Case Name	Movant	Decision	Pendency	Decision Date	Pharma?
3:03cv00800	Johnson & Johnson v. CIBA Vision Corp.	Plaintiff	Denied	1.71	9/13/2004	
3:10cv00891	Graphic Packaging International, Inc. v. C.W. Zumbiel Co.	Plaintiff	Denied	3.22	2/4/2011	
3:17cv00146	Nivel Parts & Manufacturing Co., LLC v. Textron, Inc.	Plaintiff	Denied	2.73	5/1/2017	

Covington, Virginia

Total Decisions: 1
 Total Granted: 0
 Total Denied: 1
 Total Granted in Part, Denied in Part: 0
 Overall Win Rate: 0.0%
 Average Time to Decision: 6.2 months from motion filing

Case Number	Case Name	Movant	Decision	Pendency	Decision Date	Pharma?
8:10cv01589	Minsurg International, Inc. v. Nuvasive, Inc. et al	Plaintiff	Denied	6.18	2/7/2011	

Honeywell, Charlene

Total Decisions: 1
 Total Granted: 0
 Total Denied: 1
 Total Granted in Part, Denied in Part: 0
 Overall Win Rate: 0.0%
 Average Time to Decision: 2.3 months from motion filing

Case Number	Case Name	Movant	Decision	Pendency	Decision Date	Pharma?
6:12cv01794	Twin Rivers Engineering Corporation v. Fieldpiece Instruments, Inc.	Defendant	Denied	2.30	4/1/2013	

Howard, Marcia

Total Decisions: 1
 Total Granted: 0
 Total Denied: 0
 Total Granted in Part, Denied in Part: 1
 Overall Win Rate: 0.0%
 Average Time to Decision: 0.0 months from motion filing

Case Number	Case Name	Movant	Decision	Pendency	Decision Date	Pharma?
3:13cv00240	Advantus, Corp. v. T2 International, LLC	Plaintiff	Granted in part, Denied in Part	1.41	5/30/2013	

Kovachevich, Elizabeth

Total Decisions: 2
 Total Granted: 1
 Total Denied: 1
 Total Granted in Part, Denied in Part: 0
 Overall Win Rate: 50.0%
 Average Time to Decision: 1.0 months from motion filing

Case Number	Case Name	Movant	Decision	Pendency	Decision Date	Pharma?
8:04cv02101	Pods, Inc. v. Porta Stor, Inc. et al	Plaintiff	Granted	1.81	11/10/2004	
8:10cv02134	Medina et al v. Wright et al	Plaintiff	Denied	0.16	11/29/2010	

Lazzara, Richard

Total Decisions: 1

Total Granted: 0

Total Denied: 1

Total Granted in Part, Denied in Part: 0

Overall Win Rate: 0.0%

Average Time to Decision: 0.1 months from motion filing

Case Number	Case Name	Movant	Decision	Pendency	Decision Date	Pharma?
8:08cv01964	Vickery and Company v. VC Systems & Controls, Inc. et al	Defendant	Denied	0.07	11/12/2008	

Mendoza, Carlos

Total Decisions: 1

Total Granted: 0

Total Denied: 0

Total Granted in Part, Denied in Part: 1

Overall Win Rate: 0.0%

Average Time to Decision: 0.0 months from motion filing

Case Number	Case Name	Movant	Decision	Pendency	Decision Date	Pharma?
6:14cv00249	BackJoy Orthotics, LLC v. Forvic International Inc. et al	Plaintiff	Granted in part, Denied in Part	0.49	7/28/2015	

Merryday, Steven

Total Decisions: 3

Total Granted: 0

Total Denied: 2

Total Granted in Part, Denied in Part: 1

Overall Win Rate: 16.7%

Average Time to Decision: 3.2 months from motion filing

Case Number	Case Name	Movant	Decision	Pendency	Decision Date	Pharma?
8:05cv01740	F.A.C.E. Trading, Inc. et al v. Famiano et al	Plaintiff	Granted in part, Denied in Part	4.38	3/8/2006	
8:10cv00822	Clifton-Draper et al v. Pelam International, LTD et al	Defendant	Denied without Prejudice	0.69	4/29/2010	
8:10cv00822	Clifton-Draper et al v. Pelam International, LTD et al	Plaintiff	Denied	4.47	3/11/2011	

Moody, James

Total Decisions: 3

Total Granted: 0

Total Denied: 3

Total Granted in Part, Denied in Part: 0

Overall Win Rate: 0.0%

Average Time to Decision: 1.9 months from motion filing

Case Number	Case Name	Movant	Decision	Pendency	Decision Date	Pharma?
8:03cv00927	Billingnetwork.com v. Advanced Healthcare	Plaintiff	Denied	1.22	6/20/2003	
8:04cv02157	Anodyne Therapeutics, LLC et al v. ICP Educational Resources LLC et al	Plaintiff	Denied	0.89	5/11/2005	
8:14cv03145	TAS Energy, Inc. v. Stellar Energy Americas, Inc.	Plaintiff	Denied	3.59	10/19/2015	

Pizzo, Mark

Total Decisions: 2

Total Granted: 0

Total Denied: 2

Total Granted in Part, Denied in Part: 0

Overall Win Rate: 0.0%

Average Time to Decision: 1.8 months from motion filing

Case Number	Case Name	Movant	Decision	Pendency	Decision Date	Pharma?
8:04cv02101	Pods, Inc. v. Porta Stor, Inc. et al	Defendant	Denied without Prejudice	1.15	1/7/2005	
8:14cv03145	TAS Energy, Inc. v. Stellar Energy Americas, Inc.	Plaintiff	Denied without Prejudice	2.37	3/5/2015	

Presnell, Gregory

Total Decisions: 5

Total Granted: 1

Total Denied: 4

Total Granted in Part, Denied in Part: 0

Overall Win Rate: 20.0%

Average Time to Decision: 2.7 months from motion filing

Case Number	Case Name	Movant	Decision	Pendency	Decision Date	Pharma?
6:00cv00437	Dow Chemical Company v. Mee Industries, et al	Plaintiff	Denied	5.89	2/5/2001	
6:05cv01332	Berry et al v. Sassy, Inc.	Plaintiff	Denied	2.40	8/3/2006	
6:09cv01909	LifeWatch Services, Inc. et al v. Medicomp, Inc. et al	Plaintiff	Denied	3.03	2/10/2010	
6:12cv00669	Design Pallets, Inc. v. Shandon Valley Transport Solutions USA, LLC et al	Plaintiff	Granted	1.12	6/5/2012	
6:14cv00831	Conair Corporation et al v. Barbar, Inc. et al	Plaintiff	Denied	1.12	7/3/2014	

Schlesinger, Harvey

Total Decisions: 1
 Total Granted: 0
 Total Denied: 1
 Total Granted in Part, Denied in Part: 0
 Overall Win Rate: 0.0%
 Average Time to Decision: 0.7 months from motion filing

Case Number	Case Name	Movant	Decision	Pendency	Decision Date	Pharma?
3:09cv00271	Garcia v. Doctor Easy Medical Products Corporation et al	Plaintiff	Denied	0.66	5/21/2009	

Sharp, George

Total Decisions: 2
 Total Granted: 0
 Total Denied: 2
 Total Granted in Part, Denied in Part: 0
 Overall Win Rate: 0.0%
 Average Time to Decision: 0.7 months from motion filing

Case Number	Case Name	Movant	Decision	Pendency	Decision Date	Pharma?
6:00cv00788	Correct Craft, Inc. v. Tower Systems, Inc., et al	Plaintiff	Denied	0.92	7/19/2000	
6:05cv00460	Vertique, Inc. v. Darby Automation, LLC	Plaintiff	Denied	0.43	5/5/2005	

Steele, John

Total Decisions: 1
 Total Granted: 0
 Total Denied: 1
 Total Granted in Part, Denied in Part: 0
 Overall Win Rate: 0.0%
 Average Time to Decision: 2.3 months from motion filing

Case Number	Case Name	Movant	Decision	Pendency	Decision Date	Pharma?
2:03cv00522	Inovo, Inc. v. Precision Medical	Defendant	Denied	2.27	6/30/2004	

Whittemore, James

Total Decisions: 2
 Total Granted: 1
 Total Denied: 1
 Total Granted in Part, Denied in Part: 0
 Overall Win Rate: 50.0%
 Average Time to Decision: 3.2 months from motion filing

Case Number	Case Name	Movant	Decision	Pendency	Decision Date	Pharma?
8:01cv00418	Diamond Pool Prods. v. Midwest Canvas Corp., et al	Plaintiff	Granted	0.76	3/22/2001	
8:10cv00146	Adams Arms, Inc. v. Sig Sauer Inc.	Plaintiff	Denied	5.63	8/2/2010	

Florida Northern

The dockets of patent cases in Florida Northern were examined to identify decisions on contested motions. The number of decisions found, the number granted, and the number denied are as follows:

Total Decisions: 2

Total Granted: 1 Plaintiff Granted: 1 Defendant Granted: 0

Total Denied: 1 Plaintiff Denied: 1 Defendant Denied: 0

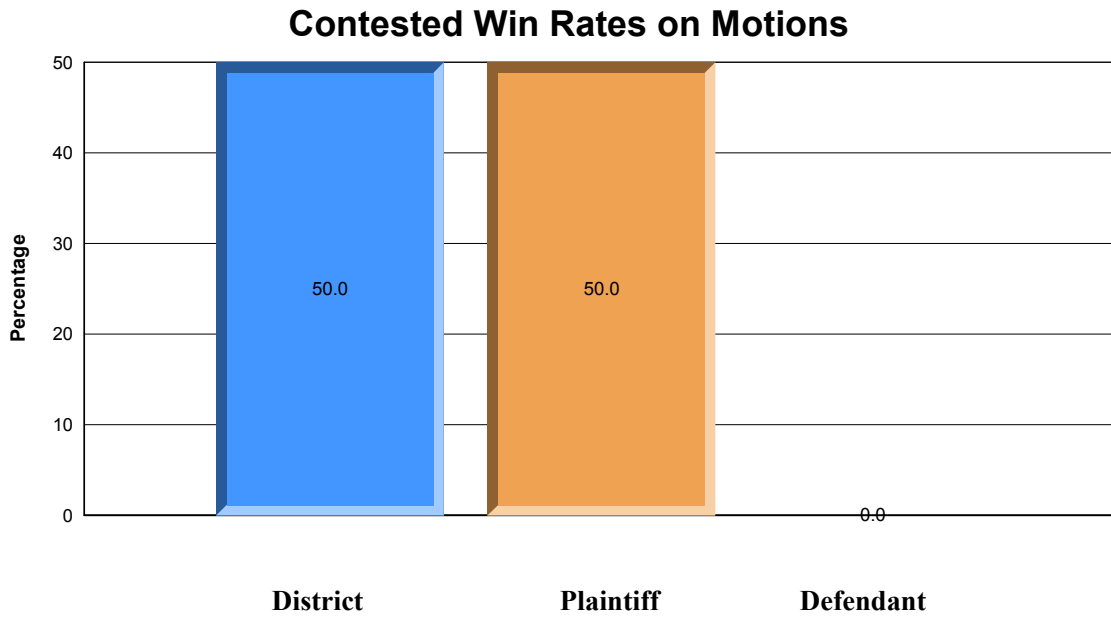
Total Granted in Part, Denied in Part: 0 Plaintiff Granted in Part: 0

Defendant Granted in Part: 0

Plaintiff Win Rate: 50.0%

Defendant Win Rate: 0.0%

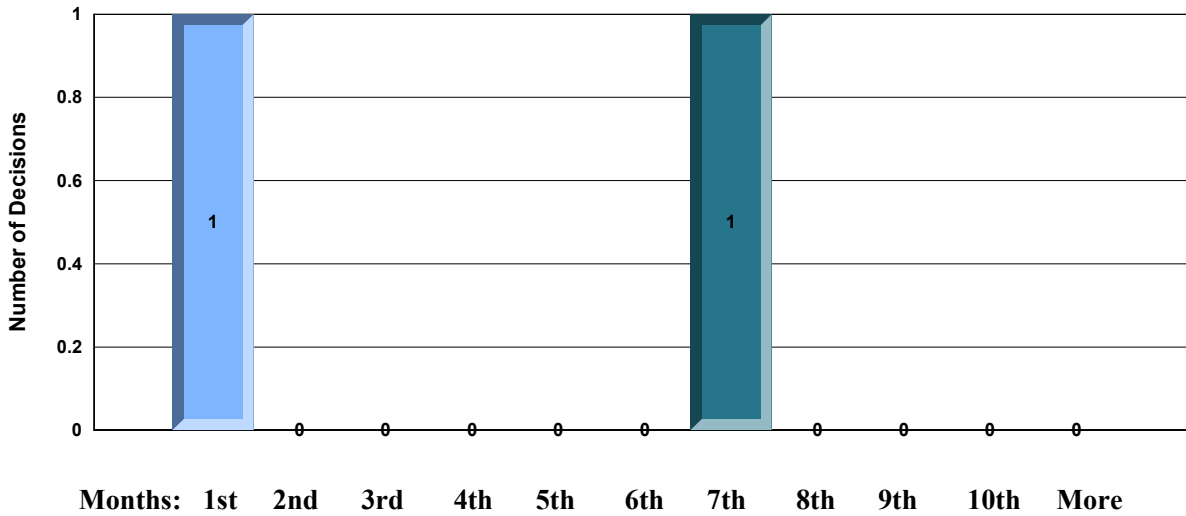
Overall Win Rate: 50.0%



The average time from motion filing to decision was 3.5 months from motion filing. The distribution of times to decision for these motions is illustrated in the chart below.

Distribution of Decisions

For Florida Northern



Hinkle, Robert

Total Decisions: 1
 Total Granted: 1
 Total Denied: 0
 Total Granted in Part, Denied in Part: 0
 Overall Win Rate: 100.0%
 Average Time to Decision: 0.3 months from motion filing

Case Number	Case Name	Movant	Decision	Pendency	Decision Date	Pharma?
4:11cv00158	GATES THAT OPEN LLC v. GTO PARTS LLC et al	Plaintiff	Granted	0.33	5/27/2011	

Mickle, Stephan

Total Decisions: 1
 Total Granted: 0
 Total Denied: 1
 Total Granted in Part, Denied in Part: 0
 Overall Win Rate: 0.0%
 Average Time to Decision: 6.7 months from motion filing

Case Number	Case Name	Movant	Decision	Pendency	Decision Date	Pharma?
4:02cv00068	BENEDICT ENGINEERING v. PARKER BEACH	Plaintiff	Denied	6.71	9/13/2002	

Florida Southern

The dockets of patent cases in Florida Southern were examined to identify decisions on contested motions. The number of decisions found, the number granted, and the number denied are as follows:

Total Decisions: 25

Total Granted: 7 Plaintiff Granted: 6 Defendant Granted: 1

Total Denied: 18 Plaintiff Denied: 14 Defendant Denied: 4

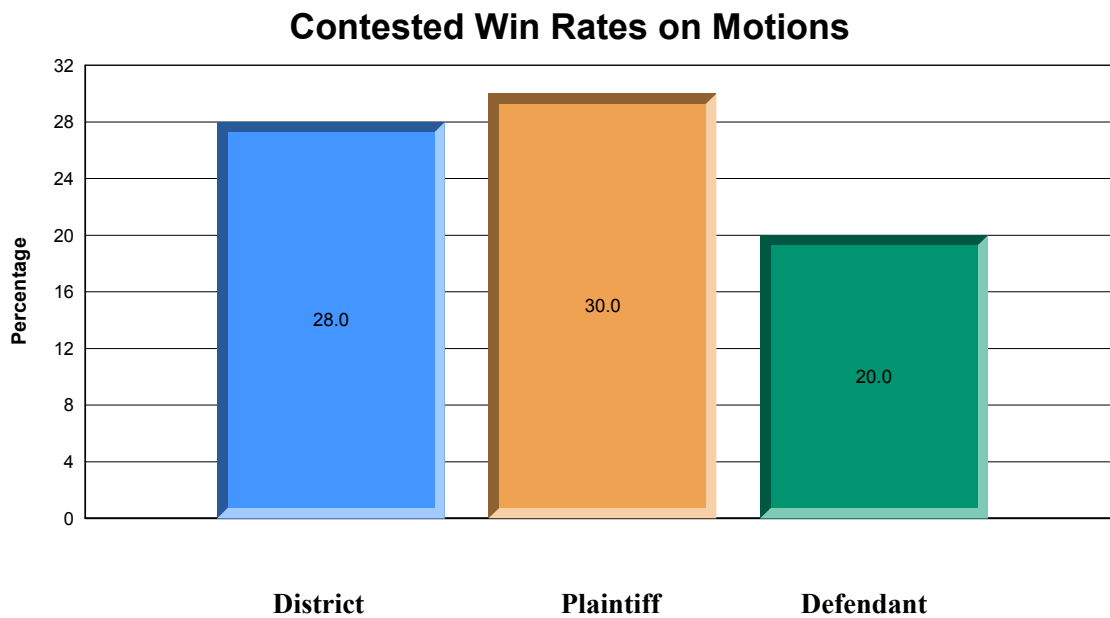
Total Granted in Part, Denied in Part: 0 Plaintiff Granted in Part: 0

Defendant Granted in Part: 0

Plaintiff Win Rate: 30.0%

Defendant Win Rate: 20.0%

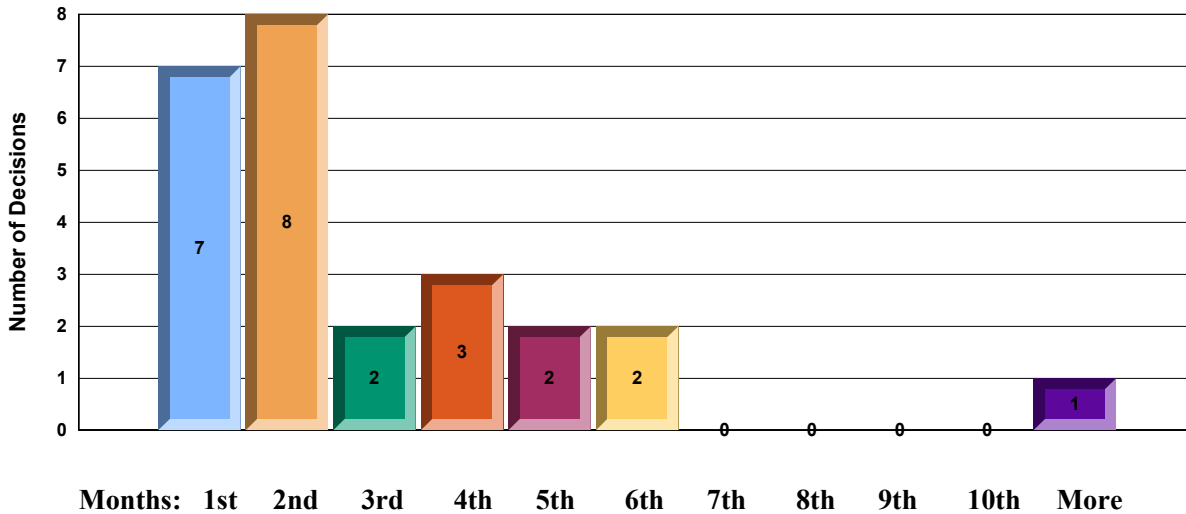
Overall Win Rate: 28.0%



The average time from motion filing to decision was 2.6 months from motion filing. The distribution of times to decision for these motions is illustrated in the chart below.

Distribution of Decisions

For Florida Southern



Altonaga, Cecilia

Total Decisions: 3
 Total Granted: 0
 Total Denied: 3
 Total Granted in Part, Denied in Part: 0
 Overall Win Rate: 0.0%
 Average Time to Decision: 0.8 months from motion filing

Case Number	Case Name	Movant	Decision	Pendency	Decision Date	Pharma?
1:10cv20528	Fusilamp, LLC v. Littelfuse, Inc. et al	Plaintiff	Denied	2.24	8/31/2010	
0:17cv60925	CheyTac USA, LLC v. Nextgen Tactical, LLC et al	Plaintiff	Denied	0.07	5/25/2017	
0:17cv60925	CheyTac USA, LLC v. Nextgen Tactical, LLC et al	Plaintiff	Denied	0.00	5/10/2017	

Cohn, James

Total Decisions: 1
 Total Granted: 1
 Total Denied: 0
 Total Granted in Part, Denied in Part: 0
 Overall Win Rate: 100.0%
 Average Time to Decision: 1.8 months from motion filing

Case Number	Case Name	Movant	Decision	Pendency	Decision Date	Pharma?
0:15cv61631	Amgen Inc. et al v. Apotex Inc. et al	Plaintiff	Granted	1.78	12/9/2015	Pharma

Cooke, Marcia

Total Decisions: 3

Total Granted: 1

Total Denied: 2

Total Granted in Part, Denied in Part: 0

Overall Win Rate: 33.3%

Average Time to Decision: 3.0 months from motion filing

Case Number	Case Name	Movant	Decision	Pendency	Decision Date	Pharma?
0:05cv61264	Visions East, Inc., et al v. Fagerdala Thiger, et al	Plaintiff	Denied	1.35	9/8/2005	
1:09cv21285	Structural Tenting Corporation et al v. Termite Doctor, LLC	Plaintiff	Denied	5.69	6/30/2010	
0:15cv61511	Better Air International Limited v. Ben Haim et al	Plaintiff	Granted	1.88	9/30/2015	

Dimitrouleas, William

Total Decisions: 3

Total Granted: 2

Total Denied: 1

Total Granted in Part, Denied in Part: 0

Overall Win Rate: 66.7%

Average Time to Decision: 1.2 months from motion filing

Case Number	Case Name	Movant	Decision	Pendency	Decision Date	Pharma?
0:05cv61811	World Wide Imports v. Carib Sea, Inc., et al	Plaintiff	Denied	1.45	1/6/2006	
0:11cv61991	Armour Group, Inc. v. Labock et al	Plaintiff	Granted	0.59	3/26/2012	
0:12cv60545	Ultimate Combustion Co., Inc. v. Fuecotech, Inc. et al	Plaintiff	Granted	1.58	9/27/2012	

Graham, Donald

Total Decisions: 2

Total Granted: 0

Total Denied: 2

Total Granted in Part, Denied in Part: 0

Overall Win Rate: 0.0%

Average Time to Decision: 2.7 months from motion filing

Case Number	Case Name	Movant	Decision	Pendency	Decision Date	Pharma?
1:10cv22206	BR-111 Imports & Exports, Inc. v. Indusparquet Industria e Comercio de Madeiras Ltda. et al	Plaintiff	Denied	3.65	10/25/2010	
1:10cv22206	BR-111 Imports & Exports, Inc. v. Indusparquet Industria e Comercio de Madeiras Ltda. et al	Defendant	Denied	1.71	10/25/2010	

Huck, Paul

Total Decisions: 1
 Total Granted: 0
 Total Denied: 1
 Total Granted in Part, Denied in Part: 0
 Overall Win Rate: 0.0%
 Average Time to Decision: 0.1 months from motion filing

Case Number	Case Name	Movant	Decision	Pendency	Decision Date	Pharma?
0:99cv07200	Catalina Lighting v. Lamps Plus, Inc., et al	Plaintiff	Denied	0.10	8/9/2001	

Hurley, Daniel

Total Decisions: 1
 Total Granted: 0
 Total Denied: 1
 Total Granted in Part, Denied in Part: 0
 Overall Win Rate: 0.0%
 Average Time to Decision: 16.1 months from motion filing

Case Number	Case Name	Movant	Decision	Pendency	Decision Date	Pharma?
9:07cv80435	Powell v. The Home Depot Inc.	Plaintiff	Denied	16.12	11/17/2009	

King, James

Total Decisions: 1
 Total Granted: 1
 Total Denied: 0
 Total Granted in Part, Denied in Part: 0
 Overall Win Rate: 100.0%
 Average Time to Decision: 0.2 months from motion filing

Case Number	Case Name	Movant	Decision	Pendency	Decision Date	Pharma?
1:08cv21007	Montblanc-Simplo GMBH et al v. Baskam Trading Corp. et al	Plaintiff	Granted	0.23	5/1/2008	

Martinez, Jose

Total Decisions: 1
 Total Granted: 0
 Total Denied: 1
 Total Granted in Part, Denied in Part: 0
 Overall Win Rate: 0.0%
 Average Time to Decision: 1.7 months from motion filing

Case Number	Case Name	Movant	Decision	Pendency	Decision Date	Pharma?
1:11cv20471	Penrod International LLC v. Casa de Campo Farallon, S.A. et al	Plaintiff	Denied	1.74	4/5/2011	

Middlebrooks, Donald

Total Decisions: 4

Total Granted: 2

Total Denied: 2

Total Granted in Part, Denied in Part: 0

Overall Win Rate: 50.0%

Average Time to Decision: 2.7 months from motion filing

Case Number	Case Name	Movant	Decision	Pendency	Decision Date	Pharma?
2:00cv14063	Solazzi, et al v. Premier Lab Supply, et al	Plaintiff	Granted	3.06	6/21/2000	
9:02cv80598	Universal Surveillan v. Sensormatic Electron	Defendant	Granted	3.95	12/20/2002	
9:02cv80995	Theory3 Inc v. Liteglow Industries, et al	Plaintiff	Denied	1.45	12/6/2002	
9:13cv80840	Excelsior Medical Corp. v. Ivera Medical Corp. et al	Defendant	Denied	2.20	9/29/2014	

Moore, Kevin

Total Decisions: 1

Total Granted: 0

Total Denied: 1

Total Granted in Part, Denied in Part: 0

Overall Win Rate: 0.0%

Average Time to Decision: 5.7 months from motion filing

Case Number	Case Name	Movant	Decision	Pendency	Decision Date	Pharma?
1:00cv04795	Cargill, Inc. v. Salt Creek, Inc.	Plaintiff	Denied	5.66	7/27/2001	

Moreno, Federico

Total Decisions: 4

Total Granted: 0

Total Denied: 4

Total Granted in Part, Denied in Part: 0

Overall Win Rate: 0.0%

Average Time to Decision: 2.3 months from motion filing

Case Number	Case Name	Movant	Decision	Pendency	Decision Date	Pharma?
1:01cv01934	FLA Orthopedics, Inc v. Work N' Leisure, et al	Defendant	Denied	0.20	7/12/2001	
1:03cv20602	Anheuser-Busch, Inc. v. Anderson Associates, et al	Plaintiff	Denied	0.16	4/2/2003	
0:00cv07067	Aspex, et al v. Concepts in Optics, et al	Plaintiff	Denied	4.84	2/6/2001	
0:00cv07067	Aspex, et al v. Concepts in Optics, et al	Defendant	Denied	4.14	2/6/2001	

Georgia Middle

The dockets of patent cases in Georgia Middle were examined to identify decisions on contested motions. The number of decisions found, the number granted, and the number denied are as follows:

Total Decisions: 2

Total Granted: 1 Plaintiff Granted: 1 Defendant Granted: 0

Total Denied: 1 Plaintiff Denied: 1 Defendant Denied: 0

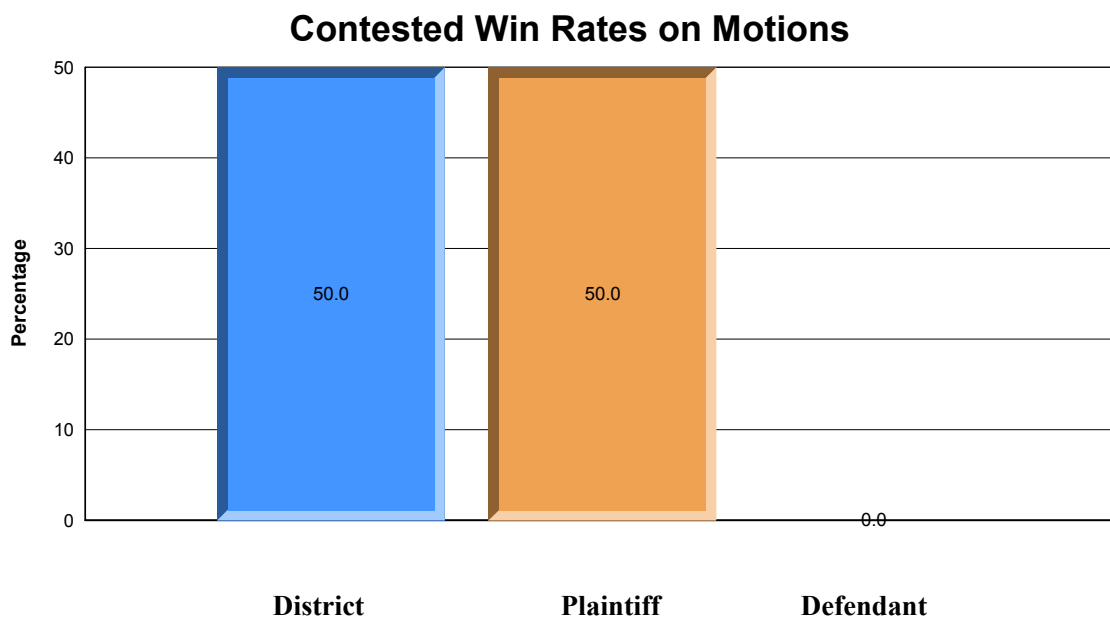
Total Granted in Part, Denied in Part: 0 Plaintiff Granted in Part: 0

Defendant Granted in Part: 0

Plaintiff Win Rate: 50.0%

Defendant Win Rate: 0.0%

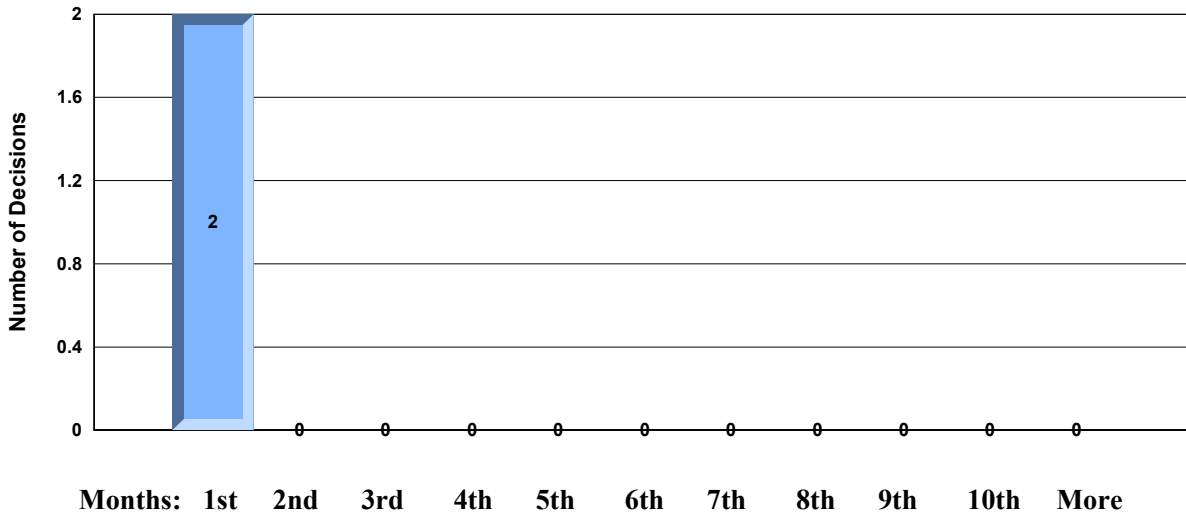
Overall Win Rate: 50.0%



The average time from motion filing to decision was 0.5 months from motion filing. The distribution of times to decision for these motions is illustrated in the chart below.

Distribution of Decisions

For Georgia Middle



Land, Clay

Total Decisions: 1
 Total Granted: 1
 Total Denied: 0
 Total Granted in Part, Denied in Part: 0
 Overall Win Rate: 100.0%
 Average Time to Decision: 0.8 months from motion filing

Case Number	Case Name	Movant	Decision	Pendency	Decision Date	Pharma?
3:12cv00075	Merial Limited et al v. VELCERA INC et al	Plaintiff	Granted	0.79	6/29/2012	

Lawson, Hugh

Total Decisions: 1
 Total Granted: 0
 Total Denied: 1
 Total Granted in Part, Denied in Part: 0
 Overall Win Rate: 0.0%
 Average Time to Decision: 0.3 months from motion filing

Case Number	Case Name	Movant	Decision	Pendency	Decision Date	Pharma?
7:08cv00009	Iguana, LLC v. Lanham et al	Plaintiff	Denied	0.30	2/1/2008	

Georgia Northern

The dockets of patent cases in Georgia Northern were examined to identify decisions on contested motions. The number of decisions found, the number granted, and the number denied are as follows:

Total Decisions: 13

Total Granted: 0 Plaintiff Granted: 0 Defendant Granted: 0

Total Denied: 11 Plaintiff Denied: 10 Defendant Denied: 1

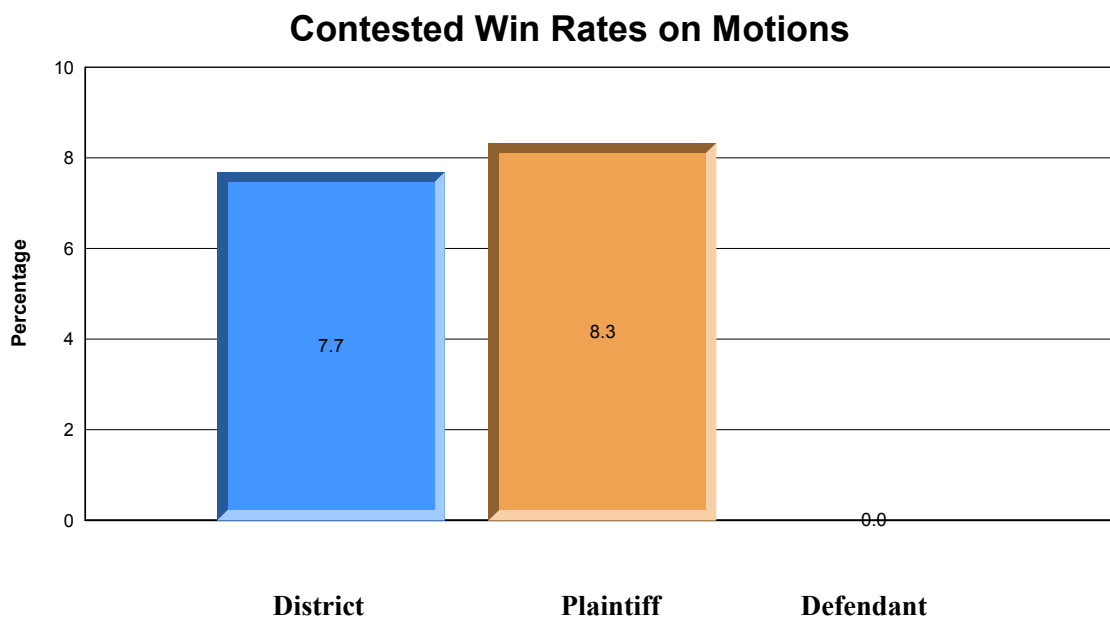
Total Granted in Part, Denied in Part: 2 Plaintiff Granted in Part: 2

Defendant Granted in Part: 0

Plaintiff Win Rate: 8.3%

Defendant Win Rate: 0.0%

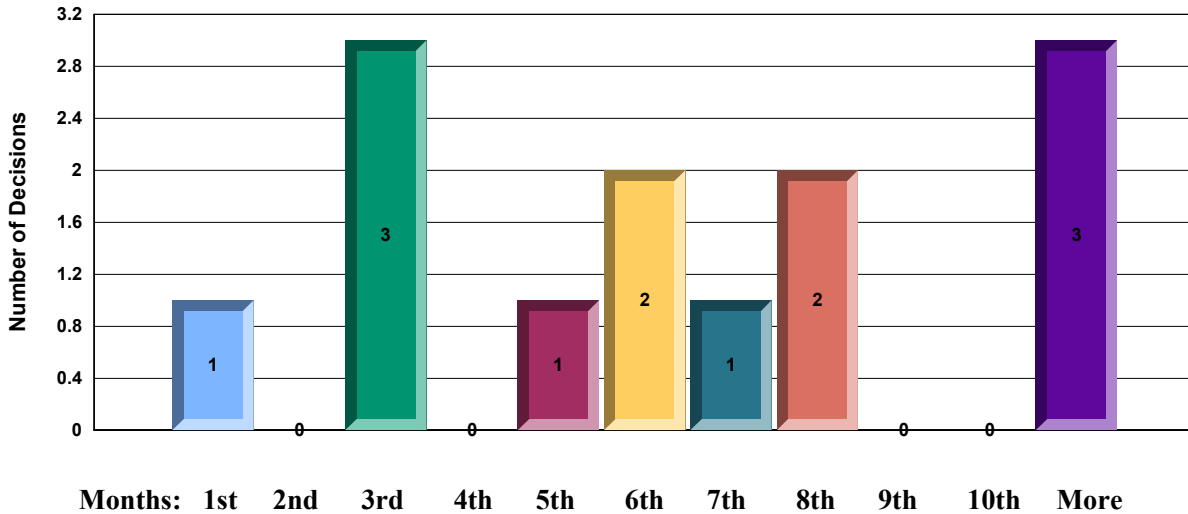
Overall Win Rate: 7.7%



The average time from motion filing to decision was 6.1 months from motion filing. The distribution of times to decision for these motions is illustrated in the chart below.

Distribution of Decisions

For Georgia Northern



Duffey, William

Total Decisions: 3

Total Granted: 0

Total Denied: 2

Total Granted in Part, Denied in Part: 1

Overall Win Rate: 16.7%

Average Time to Decision: 7.3 months from motion filing

Case Number	Case Name	Movant	Decision	Pendency	Decision Date	Pharma?
1:05cv01753	P.N.A. Construction Technologies Inc. v. McTech Group Inc. et al	Plaintiff	Granted in part, Denied in Part	5.92	2/8/2006	
1:10cv00544	U.S. Pharmaceutical Corporation et al v. TriGen Laboratories, Inc.	Plaintiff	Denied	10.33	1/27/2011	Pharma
1:12cv01703	Duct Doctor Usa, Inc. et al v. Pearsall et al	Plaintiff	Denied	5.69	11/5/2012	

Evans, Orinda

Total Decisions: 2

Total Granted: 0

Total Denied: 2

Total Granted in Part, Denied in Part: 0

Overall Win Rate: 0.0%

Average Time to Decision: 11.8 months from motion filing

Case Number	Case Name	Movant	Decision	Pendency	Decision Date	Pharma?
1:05cv01071	Atlanta Attachment Company v. Leggett & Platt, Inc.	Plaintiff	Denied	11.25	3/30/2006	
1:05cv02482	Outside The Box Innovations, LLC v. Travel Caddy, Inc. et al	Defendant	Denied	12.34	3/27/2007	

Jones, Steve

Total Decisions: 2

Total Granted: 0

Total Denied: 2

Total Granted in Part, Denied in Part: 0

Overall Win Rate: 0.0%

Average Time to Decision: 6.1 months from motion filing

Case Number	Case Name	Movant	Decision	Pendency	Decision Date	Pharma?
1:13cv00398	Pedigo Products, Inc. et al v. Kimberly-Clark Worldwide, Inc. et al	Plaintiff	Denied	7.50	9/23/2013	
1:13cv03167	KRUSH COMMUNICATIONS, LLC. v. LUNEX TELECOM, INC.	Plaintiff	Denied	4.70	9/12/2014	

Murphy, Harold

Total Decisions: 1

Total Granted: 0

Total Denied: 1

Total Granted in Part, Denied in Part: 0

Overall Win Rate: 0.0%

Average Time to Decision: 7.1 months from motion filing

Case Number	Case Name	Movant	Decision	Pendency	Decision Date	Pharma?
4:13cv00046	Interface, Inc. et al v. Tandus Flooring, Inc. et al	Plaintiff	Denied	7.07	11/5/2013	

Pannell, Charles

Total Decisions: 2

Total Granted: 0

Total Denied: 2

Total Granted in Part, Denied in Part: 0

Overall Win Rate: 0.0%

Average Time to Decision: 4.6 months from motion filing

Case Number	Case Name	Movant	Decision	Pendency	Decision Date	Pharma?
1:01cv01080	SIDEL v. Uniloy Milacron, et al	Plaintiff	Denied	2.47	11/14/2001	
1:12cv01260	ATLeisure, Inc. v. ACE Evert, Inc.	Plaintiff	Denied	6.74	6/6/2013	

Ross, Eleanor

Total Decisions: 1

Total Granted: 0

Total Denied: 1

Total Granted in Part, Denied in Part: 0

Overall Win Rate: 0.0%

Average Time to Decision: 2.1 months from motion filing

Case Number	Case Name	Movant	Decision	Pendency	Decision Date	Pharma?
1:16cv01317	Modtruss, Inc. v. Battlefrog LLC	Plaintiff	Denied	2.07	6/24/2016	

Story, Richard

Total Decisions: 2

Total Granted: 0

Total Denied: 1

Total Granted in Part, Denied in Part: 1

Overall Win Rate: 25.0%

Average Time to Decision: 1.4 months from motion filing

Case Number	Case Name	Movant	Decision	Pendency	Decision Date	Pharma?
1:04cv00253	KEG Technologies, et al v. Laimer, et al	Plaintiff	Granted in part, Denied in Part	0.56	2/20/2004	
1:11cv03333	Chemfree Corporation et al v. J. Walter, Inc. et al	Plaintiff	Denied	2.27	1/5/2012	

Georgia Southern

The dockets of patent cases in Georgia Southern were examined to identify decisions on contested motions. The number of decisions found, the number granted, and the number denied are as follows:

Total Decisions: 1

Total Granted: 1 Plaintiff Granted: 1 Defendant Granted: 0

Total Denied: 0 Plaintiff Denied: 0 Defendant Denied: 0

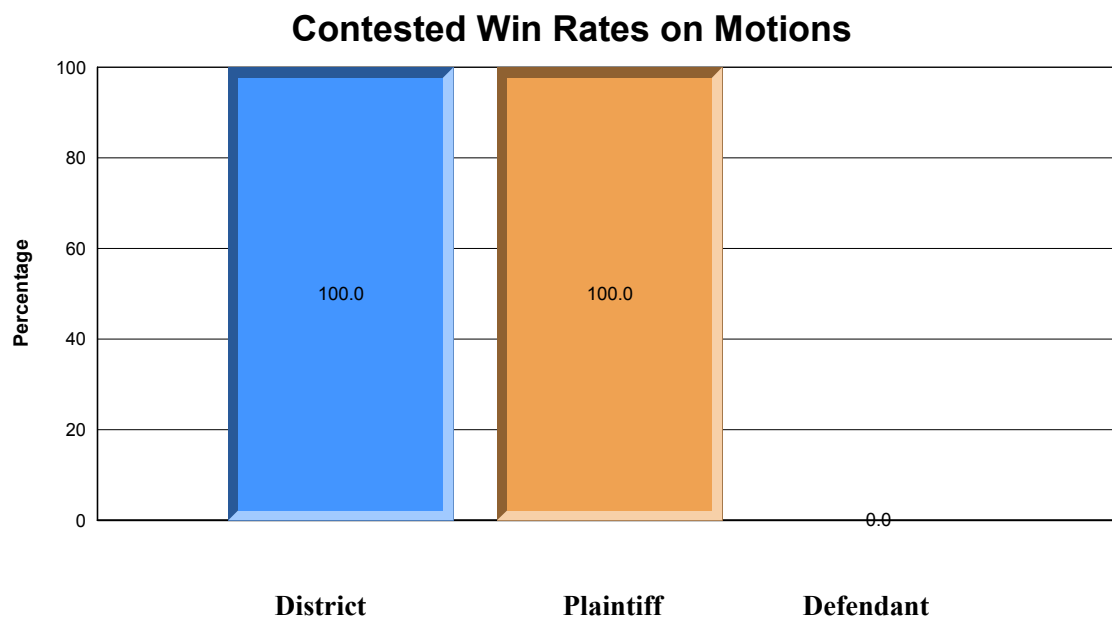
Total Granted in Part, Denied in Part: 0 Plaintiff Granted in Part: 0

Defendant Granted in Part: 0

Plaintiff Win Rate: 100.0%

Defendant Win Rate: 0.0%

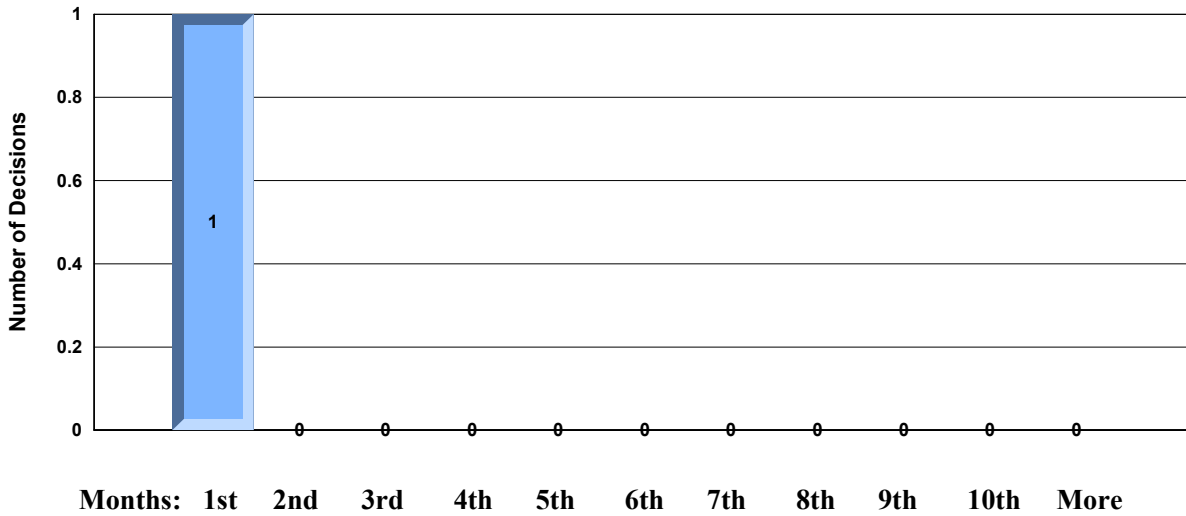
Overall Win Rate: 100.0%



The average time from motion filing to decision was 0.2 months from motion filing. The distribution of times to decision for these motions is illustrated in the chart below.

Distribution of Decisions

For Georgia Southern



Bowen, Dudley

Total Decisions: 1
 Total Granted: 1
 Total Denied: 0
 Total Granted in Part, Denied in Part: 0
 Overall Win Rate: 100.0%
 Average Time to Decision: 0.2 months from motion filing

Case Number	Case Name	Movant	Decision	Pendency	Decision Date	Pharma?
1:06cv00009	Textron Innovations, Inc. et al v. Fairplay Electric Cars, LLC	Plaintiff	Granted	0.23	1/24/2006	

Hawaii

The dockets of patent cases in Hawaii were examined to identify decisions on contested motions. The number of decisions found, the number granted, and the number denied are as follows:

Total Decisions: 3

Total Granted: 1 Plaintiff Granted: 1 Defendant Granted: 0

Total Denied: 2 Plaintiff Denied: 2 Defendant Denied: 0

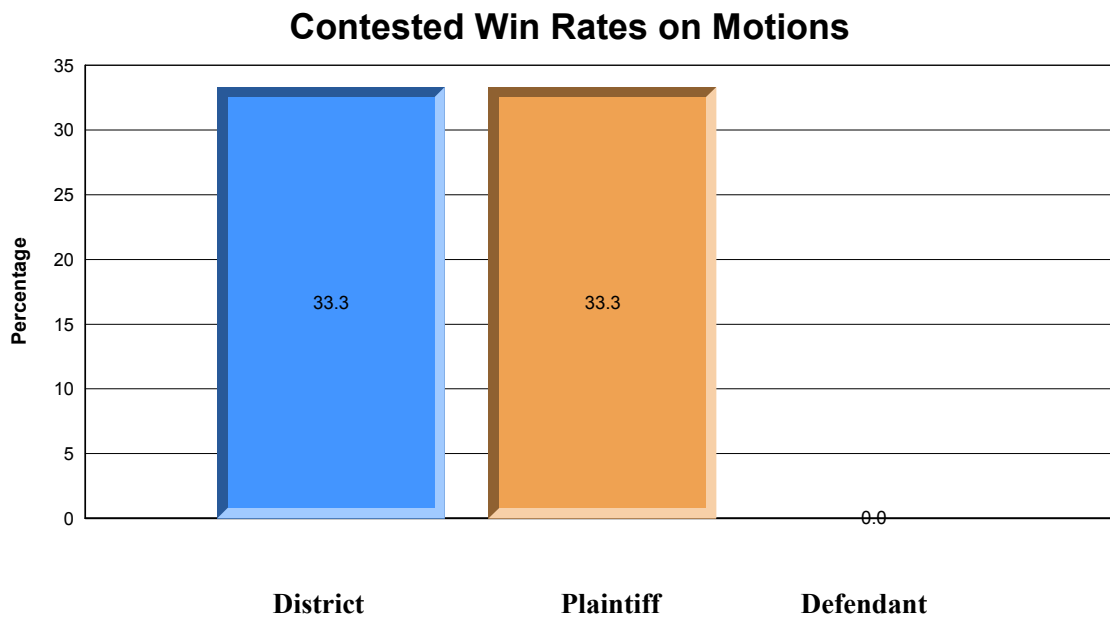
Total Granted in Part, Denied in Part: 0 Plaintiff Granted in Part: 0

Defendant Granted in Part: 0

Plaintiff Win Rate: 33.3%

Defendant Win Rate: 0.0%

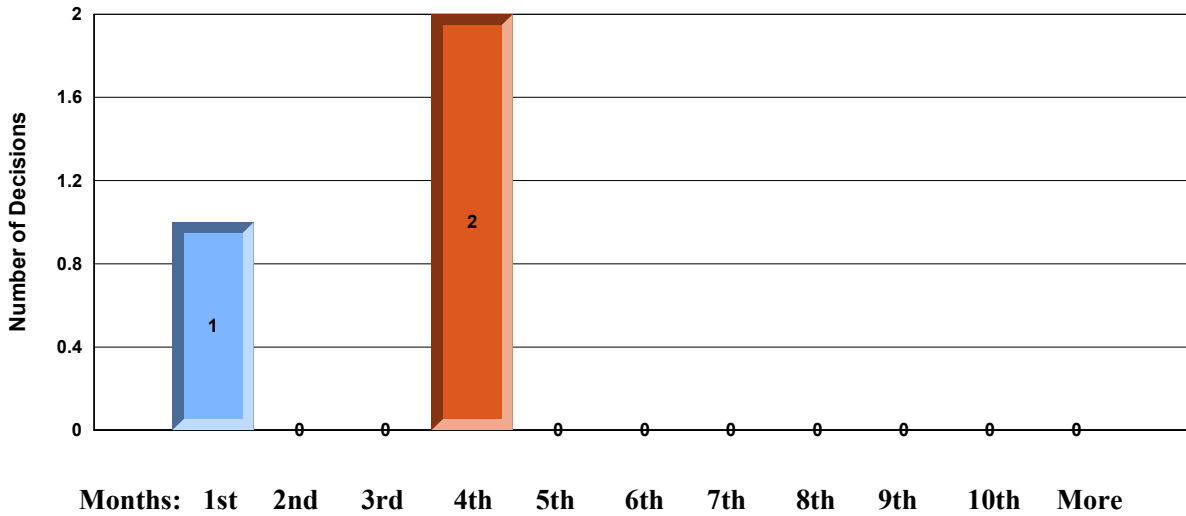
Overall Win Rate: 33.3%



The average time from motion filing to decision was 2.6 months from motion filing. The distribution of times to decision for these motions is illustrated in the chart below.

Distribution of Decisions

For Hawaii



Ezra, David

Total Decisions: 1
 Total Granted: 0
 Total Denied: 1
 Total Granted in Part, Denied in Part: 0
 Overall Win Rate: 0.0%
 Average Time to Decision: 3.7 months from motion filing

Case Number	Case Name	Movant	Decision	Pendency	Decision Date	Pharma?
1:10cv00384	Hako-Med USA, Inc., et al v. Axiom Worldwide, Inc. et al	Plaintiff	Denied	3.68	10/29/2010	

Gillmor, Helen

Total Decisions: 1
 Total Granted: 1
 Total Denied: 0
 Total Granted in Part, Denied in Part: 0
 Overall Win Rate: 100.0%
 Average Time to Decision: 0.9 months from motion filing

Case Number	Case Name	Movant	Decision	Pendency	Decision Date	Pharma?
1:02cv00725	Brown Jordan, et al v. Mind's Eye Interiors, et al	Plaintiff	Granted	0.92	12/11/2002	

Kobayashi, Leslie

Total Decisions: 1

Total Granted: 0

Total Denied: 1

Total Granted in Part, Denied in Part: 0

Overall Win Rate: 0.0%

Average Time to Decision: 3.2 months from motion filing

Case Number	Case Name	Movant	Decision	Pendency	Decision Date	Pharma?
1:16cv00657	PNY Technologies, Inc. v. Netac Technology Co., Ltd.	Plaintiff	Denied	3.16	5/31/2017	

Idaho

The dockets of patent cases in Idaho were examined to identify decisions on contested motions. The number of decisions found, the number granted, and the number denied are as follows:

Total Decisions: 5

Total Granted: 1 Plaintiff Granted: 1 Defendant Granted: 0

Total Denied: 4 Plaintiff Denied: 2 Defendant Denied: 2

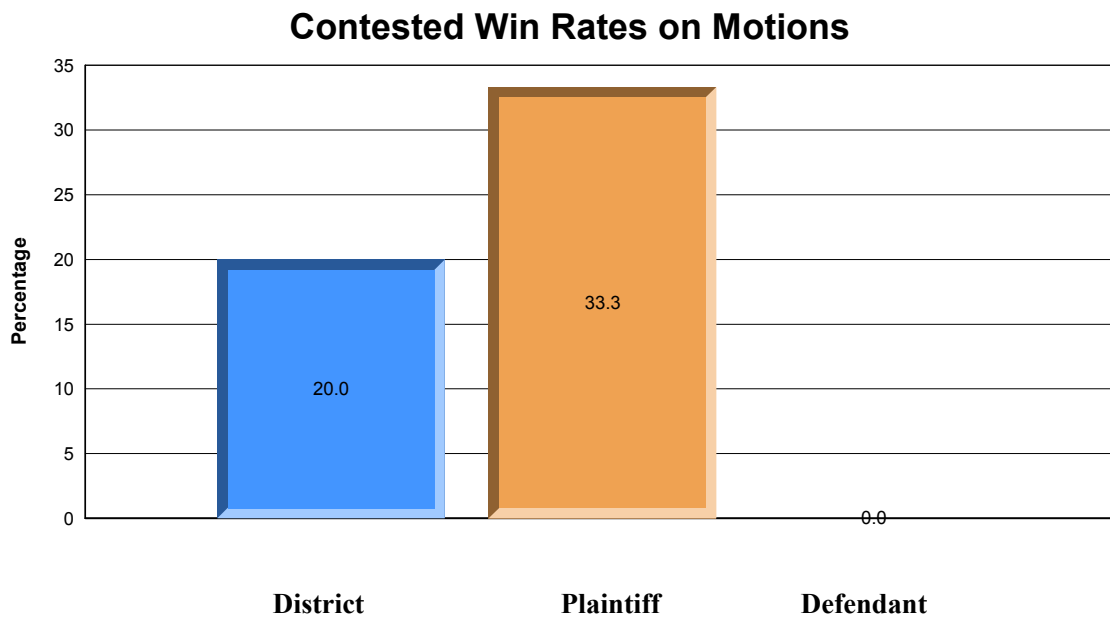
Total Granted in Part, Denied in Part: 0 Plaintiff Granted in Part: 0

Defendant Granted in Part: 0

Plaintiff Win Rate: 33.3%

Defendant Win Rate: 0.0%

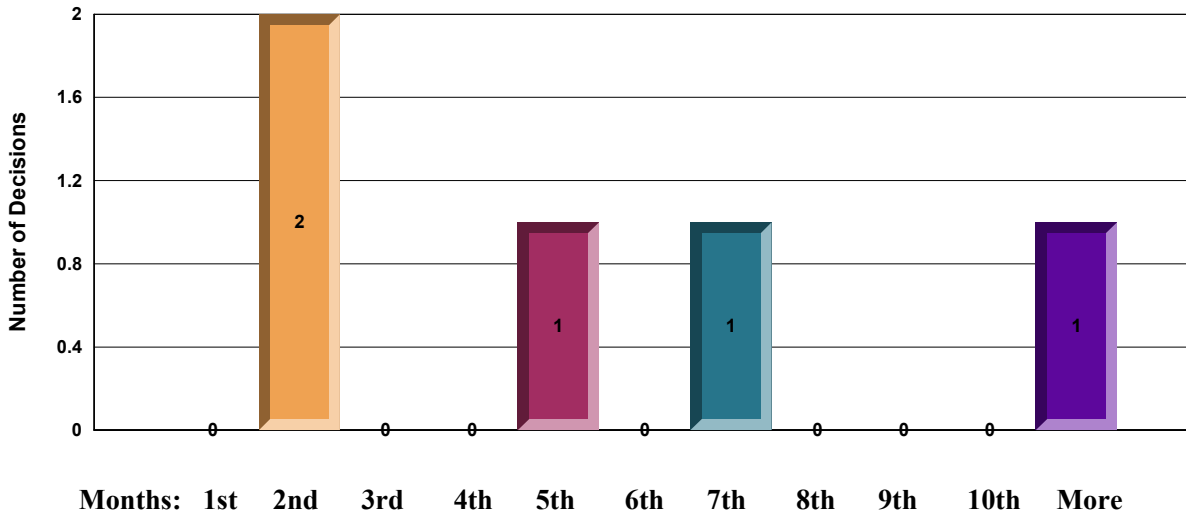
Overall Win Rate: 20.0%



The average time from motion filing to decision was 5.1 months from motion filing. The distribution of times to decision for these motions is illustrated in the chart below.

Distribution of Decisions

For Idaho



Lodge, Edward

Total Decisions: 2
 Total Granted: 1
 Total Denied: 1
 Total Granted in Part, Denied in Part: 0
 Overall Win Rate: 50.0%
 Average Time to Decision: 3.8 months from motion filing

Case Number	Case Name	Movant	Decision	Pendency	Decision Date	Pharma?
1:02cv00523	Osaka Diamond Indus, et al v. Lavin, et al	Plaintiff	Granted	1.35	1/23/2003	
1:08cv00403	Multiquip Inc v. Water Management Systems, LLC et al	Defendant	Denied	6.28	12/16/2009	

Winmill, B.

Total Decisions: 3
 Total Granted: 0
 Total Denied: 3
 Total Granted in Part, Denied in Part: 0
 Overall Win Rate: 0.0%
 Average Time to Decision: 6.0 months from motion filing

Case Number	Case Name	Movant	Decision	Pendency	Decision Date	Pharma?
4:04cv00271	Afshari v. Cobra Manufacturing, et al	Plaintiff	Denied	1.64	9/21/2006	
1:12cv00066	Fleming v. Escort, Inc. et al	Defendant	Denied	12.04	3/6/2013	
1:12cv00066	Fleming v. Escort, Inc. et al	Plaintiff	Denied	4.28	9/29/2014	

Illinois Central

The dockets of patent cases in Illinois Central were examined to identify decisions on contested motions. The number of decisions found, the number granted, and the number denied are as follows:

Total Decisions: 1

Total Granted: 0 Plaintiff Granted: 0 Defendant Granted: 0

Total Denied: 1 Plaintiff Denied: 0 Defendant Denied: 1

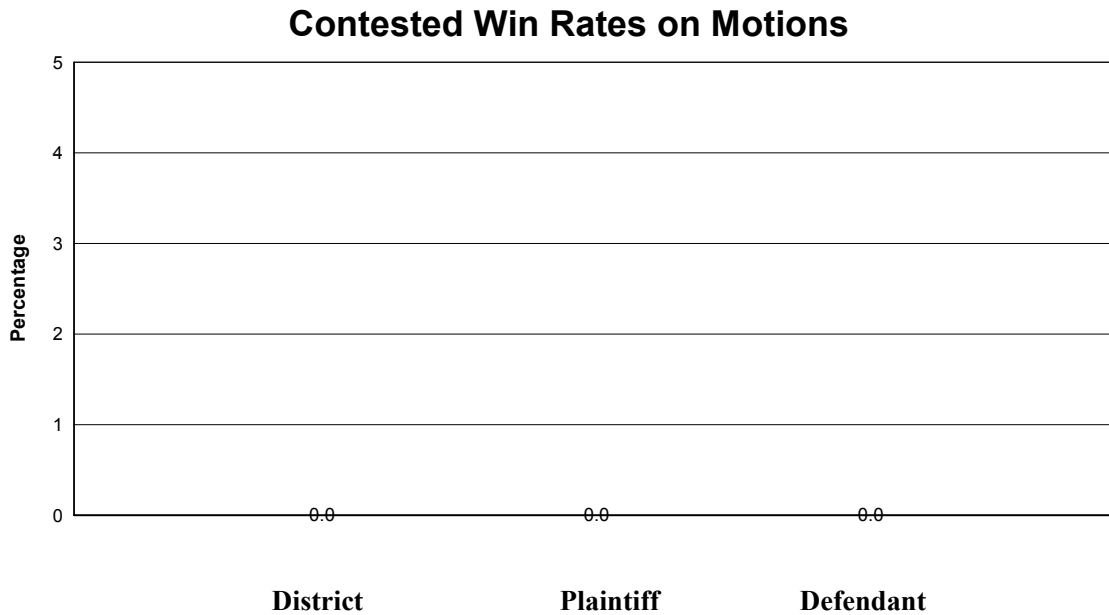
Total Granted in Part, Denied in Part: 0 Plaintiff Granted in Part: 0

Defendant Granted in Part: 0

Plaintiff Win Rate: 0.0%

Defendant Win Rate: 0.0%

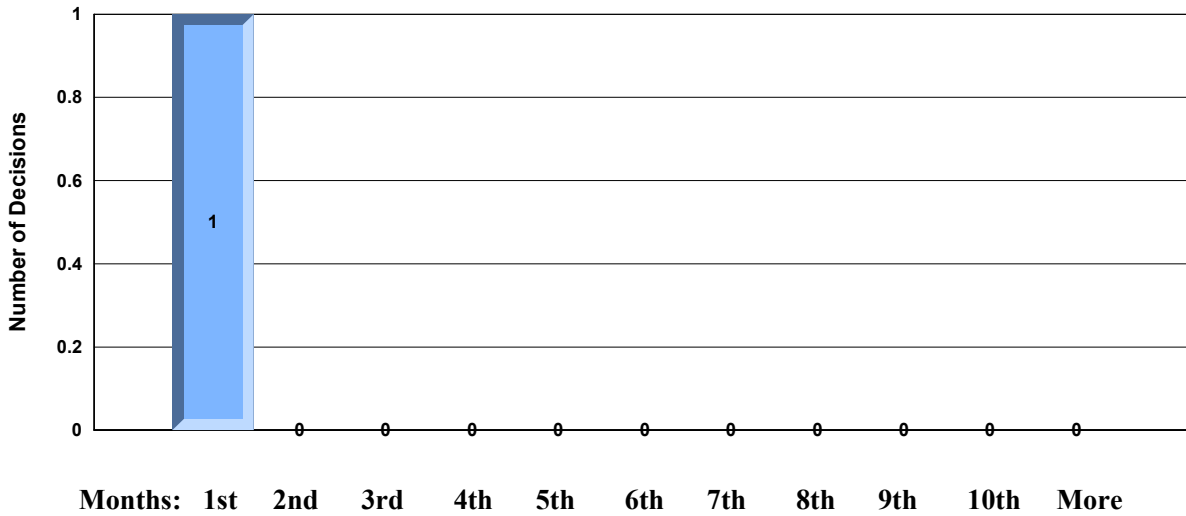
Overall Win Rate: 0.0%



The average time from motion filing to decision was 0.1 months from motion filing. The distribution of times to decision for these motions is illustrated in the chart below.

Distribution of Decisions

For Illinois Central



McDade, Joe

Total Decisions: 1
 Total Granted: 0
 Total Denied: 1
 Total Granted in Part, Denied in Part: 0
 Overall Win Rate: 0.0%
 Average Time to Decision: 0.1 months from motion filing

Case Number	Case Name	Movant	Decision	Pendency	Decision Date	Pharma?
4:00cv04081	Brava LLC, et al v. New Womyn Inc, et al	Defendant	Denied	0.07	11/7/2001	

Illinois Northern

The dockets of patent cases in Illinois Northern were examined to identify decisions on contested motions. The number of decisions found, the number granted, and the number denied are as follows:

Total Decisions: 39

Total Granted: 11 Plaintiff Granted: 9 Defendant Granted: 2

Total Denied: 26 Plaintiff Denied: 21 Defendant Denied: 5

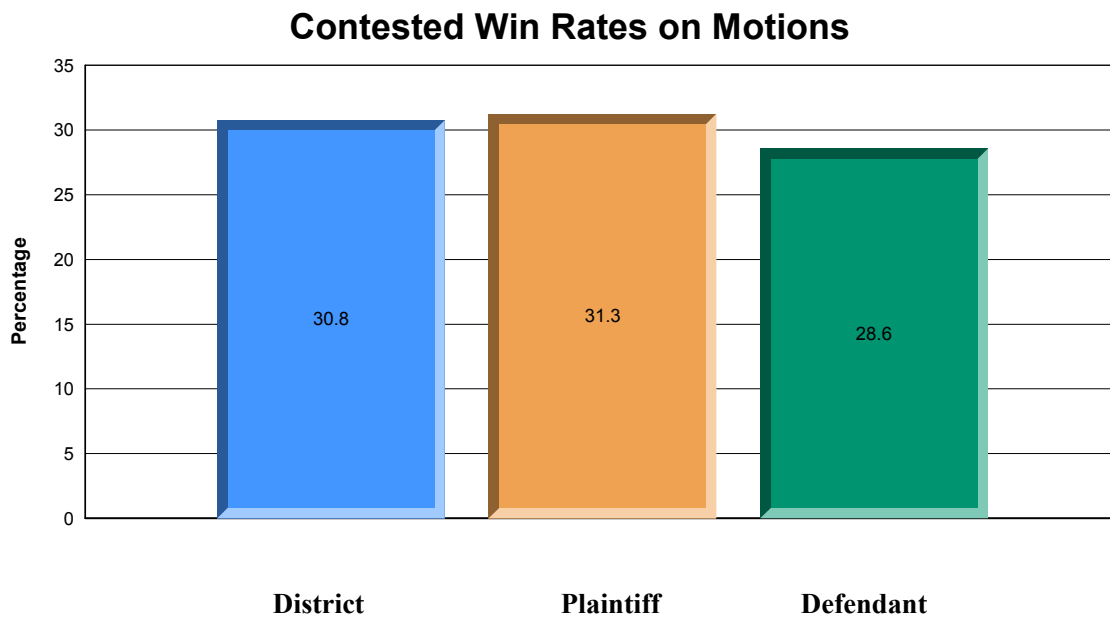
Total Granted in Part, Denied in Part: 2 Plaintiff Granted in Part: 2

Defendant Granted in Part: 0

Plaintiff Win Rate: 31.3%

Defendant Win Rate: 28.6%

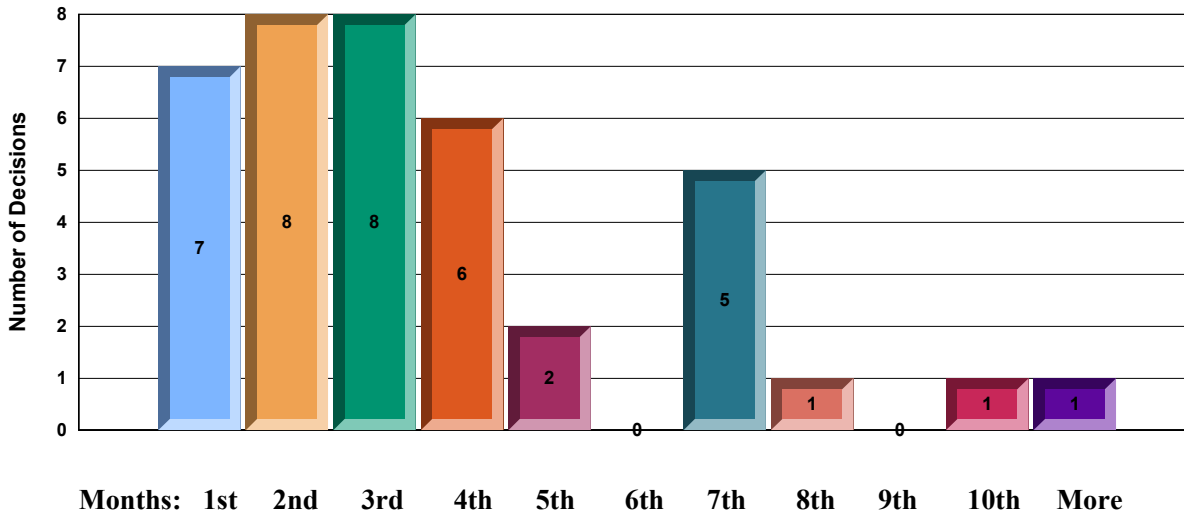
Overall Win Rate: 30.8%



The average time from motion filing to decision was 3.2 months from motion filing. The distribution of times to decision for these motions is illustrated in the chart below.

Distribution of Decisions

For Illinois Northern



Bucklo, Elaine

Total Decisions: 2

Total Granted: 0

Total Denied: 2

Total Granted in Part, Denied in Part: 0

Overall Win Rate: 0.0%

Average Time to Decision: 3.5 months from motion filing

Case Number	Case Name	Movant	Decision	Pendency	Decision Date	Pharma?
1:09cv05022	Viskase Companies, Inc. v. World Pac International AG et al	Defendant	Denied	2.53	8/9/2010	
1:09cv05022	Viskase Companies, Inc. v. World Pac International AG et al	Defendant	Denied	4.38	8/9/2010	

Castillo, Ruben

Total Decisions: 4

Total Granted: 2

Total Denied: 2

Total Granted in Part, Denied in Part: 0

Overall Win Rate: 50.0%

Average Time to Decision: 2.2 months from motion filing

Case Number	Case Name	Movant	Decision	Pendency	Decision Date	Pharma?
1:04cv06960	Garvey Corp v. Barry-Wehmiller, et al	Defendant	Denied	1.45	3/17/2005	
1:05cv04370	Techtronic Industries Co., Ltd. et al v. Chervon Holdings Ltd. et al	Plaintiff	Granted	2.27	10/6/2005	
1:04cv06960	Garvey Corp v. Barry-Wehmiller, et al	Plaintiff	Granted	3.22	3/24/2005	
1:09cv00631	Albecker v. Contour Products, Inc. (FL) et al	Plaintiff	Denied	1.91	1/13/2010	

Conlon, Suzanne

Total Decisions: 1

Total Granted: 0

Total Denied: 1

Total Granted in Part, Denied in Part: 0

Overall Win Rate: 0.0%

Average Time to Decision: 7.6 months from motion filing

Case Number	Case Name	Movant	Decision	Pendency	Decision Date	Pharma?
1:08cv06584	McDavid, Inc. et al v. Nike USA, Inc.	Plaintiff	Denied	7.60	1/14/2010	

Durkin, Thomas

Total Decisions: 1

Total Granted: 1

Total Denied: 0

Total Granted in Part, Denied in Part: 0

Overall Win Rate: 100.0%

Average Time to Decision: 3.2 months from motion filing

Case Number	Case Name	Movant	Decision	Pendency	Decision Date	Pharma?
1:16cv06097	The Chamberlain Group, Inc. v. Techtronic Industries Co., Ltd. et al	Plaintiff	Granted	3.19	9/15/2016	

Ellis, Sara

Total Decisions: 1

Total Granted: 0

Total Denied: 1

Total Granted in Part, Denied in Part: 0

Overall Win Rate: 0.0%

Average Time to Decision: 0.1 months from motion filing

Case Number	Case Name	Movant	Decision	Pendency	Decision Date	Pharma?
1:16cv04691	Uncommon, LLC v. Casetagram Limited	Plaintiff	Denied	0.10	6/30/2016	

Gettleman, Robert

Total Decisions: 2

Total Granted: 2

Total Denied: 0

Total Granted in Part, Denied in Part: 0

Overall Win Rate: 100.0%

Average Time to Decision: 1.6 months from motion filing

Case Number	Case Name	Movant	Decision	Pendency	Decision Date	Pharma?
1:00cv05791	Glaxo Group Ltd, et al v. Apotex Inc	Plaintiff	Granted	0.92	6/11/2002	Pharma
1:02cv04950	JCW Inv Inc v. Novelty Inc	Plaintiff	Granted	2.30	9/20/2002	

Gottschall, Joan

Total Decisions: 2

Total Granted: 0

Total Denied: 2

Total Granted in Part, Denied in Part: 0

Overall Win Rate: 0.0%

Average Time to Decision: 4.5 months from motion filing

Case Number	Case Name	Movant	Decision	Pendency	Decision Date	Pharma?
1:00cv04298	Amphenol T&M v. Centurion Intl Inc	Plaintiff	Denied	6.45	12/14/2001	
1:07cv02178	Vanguard Products Group, Inc. et al v. Merchandising Technologies, Inc.	Plaintiff	Denied without Prejudice	2.57	8/21/2007	

Guzman, Ronald

Total Decisions: 3

Total Granted: 0

Total Denied: 3

Total Granted in Part, Denied in Part: 0

Overall Win Rate: 0.0%

Average Time to Decision: 9.0 months from motion filing

Case Number	Case Name	Movant	Decision	Pendency	Decision Date	Pharma?
1:02cv04704	Solaia Tech LLC v. Arvinmeritor Inc, et al	Plaintiff	Denied	9.41	9/29/2003	
1:02cv01584	For Your Ease Only v. Natural Science Ind	Plaintiff	Denied	6.61	10/30/2002	
1:02cv07008	Cummins-Allison Corp v. Glory Ltd, et al	Plaintiff	Denied	11.05	9/2/2003	

Kendall, Virginia

Total Decisions: 1

Total Granted: 1

Total Denied: 0

Total Granted in Part, Denied in Part: 0

Overall Win Rate: 100.0%

Average Time to Decision: 1.7 months from motion filing

Case Number	Case Name	Movant	Decision	Pendency	Decision Date	Pharma?
1:13cv03976	Scholle Corporation v. Rapak LLC	Plaintiff	Granted	1.71	10/11/2013	

Kennelly, Matthew

Total Decisions: 3

Total Granted: 1

Total Denied: 2

Total Granted in Part, Denied in Part: 0

Overall Win Rate: 33.3%

Average Time to Decision: 2.1 months from motion filing

Case Number	Case Name	Movant	Decision	Pendency	Decision Date	Pharma?
1:04cv06216	Affymax Inc v. Johnson & Johnson, et al	Defendant	Granted	3.72	2/28/2006	Pharma
1:00cv01725	Abbot Labs, et al v. Dey L P, et al	Plaintiff	Denied	2.20	7/25/2000	Pharma
1:01cv04182	Motorola Inc v. Vosi Tech, et al	Plaintiff	Denied	0.26	12/11/2001	

Kocoras, Charles

Total Decisions: 2

Total Granted: 0

Total Denied: 2

Total Granted in Part, Denied in Part: 0

Overall Win Rate: 0.0%

Average Time to Decision: 3.1 months from motion filing

Case Number	Case Name	Movant	Decision	Pendency	Decision Date	Pharma?
1:04cv02999	World Kitchen (GHC), et al v. Zyliss Haushaltwaren, et al	Plaintiff	Denied	6.15	11/24/2004	
1:09cv06914	Snap-on Incorporated v. Robert Bosch, LLC	Plaintiff	Denied without Prejudice	0.10	1/28/2010	

Lee, John

Total Decisions: 1

Total Granted: 1

Total Denied: 0

Total Granted in Part, Denied in Part: 0

Overall Win Rate: 100.0%

Average Time to Decision: 6.4 months from motion filing

Case Number	Case Name	Movant	Decision	Pendency	Decision Date	Pharma?
1:14cv02060	TUF-TITE, Inc. v. Federal Package Networks, Inc.	Defendant	Granted	6.45	11/21/2014	

Lefkow, Joan

Total Decisions: 4

Total Granted: 0

Total Denied: 4

Total Granted in Part, Denied in Part: 0

Overall Win Rate: 0.0%

Average Time to Decision: 1.3 months from motion filing

Case Number	Case Name	Movant	Decision	Pendency	Decision Date	Pharma?
1:02cv01403	Kucala Ent Ltd v. Auto Wax Co Inc	Plaintiff	Denied	2.17	7/11/2002	
1:02cv01403	Kucala Ent Ltd v. Auto Wax Co Inc	Defendant	Denied without Prejudice	0.10	10/10/2002	
1:02cv01403	Kucala Ent Ltd v. Auto Wax Co Inc	Defendant	Denied without Prejudice	1.58	4/6/2004	
1:11cv01768	Peerless Industries, Inc. v. Crimson AV, LLC	Plaintiff	Denied	1.41	6/10/2011	

Leinenweber, Harry

Total Decisions: 3

Total Granted: 2

Total Denied: 1

Total Granted in Part, Denied in Part: 0

Overall Win Rate: 66.7%

Average Time to Decision: 1.0 months from motion filing

Case Number	Case Name	Movant	Decision	Pendency	Decision Date	Pharma?
1:02cv00256	Glenayre Elec Inc v. Jackson	Plaintiff	Granted	1.28	5/31/2002	
1:99cv07445	Unique Coupons Inc v. Northfield Corp	Plaintiff	Denied	1.58	3/30/2000	
1:10cv00302	Metraflex Company, The v. Flex-Hose Company, Inc.	Plaintiff	Granted	0.20	2/16/2010	

Schenkier, Sidney

Total Decisions: 1

Total Granted: 1

Total Denied: 0

Total Granted in Part, Denied in Part: 0

Overall Win Rate: 100.0%

Average Time to Decision: 3.5 months from motion filing

Case Number	Case Name	Movant	Decision	Pendency	Decision Date	Pharma?
1:00cv01461	Panduit Corp v. Band-It-Idex Inc	Plaintiff	Granted	3.49	6/23/2000	

Shadur, Milton

Total Decisions: 1

Total Granted: 0

Total Denied: 1

Total Granted in Part, Denied in Part: 0

Overall Win Rate: 0.0%

Average Time to Decision: 1.8 months from motion filing

Case Number	Case Name	Movant	Decision	Pendency	Decision Date	Pharma?
1:10cv04053	Rapid Litigation Management Ltd., et al. v. CellzDirect, Inc. et al	Plaintiff	Denied	1.81	3/24/2011	

Shah, Manish

Total Decisions: 1

Total Granted: 0

Total Denied: 1

Total Granted in Part, Denied in Part: 0

Overall Win Rate: 0.0%

Average Time to Decision: 2.4 months from motion filing

Case Number	Case Name	Movant	Decision	Pendency	Decision Date	Pharma?
1:14cv08111	DSM Desotech Inc. et al v. Corning Incorporated	Plaintiff	Denied	2.43	12/30/2014	

Tharp, John

Total Decisions: 1

Total Granted: 0

Total Denied: 0

Total Granted in Part, Denied in Part: 1

Overall Win Rate: 0.0%

Average Time to Decision: 0.0 months from motion filing

Case Number	Case Name	Movant	Decision	Pendency	Decision Date	Pharma?
1:14cv04957	Market Track, LLC v. Efficient Collaborative Retail Marketing, LLC	Plaintiff	Granted in part, Denied in Part	6.32	6/11/2015	

Zagel, James

Total Decisions: 5

Total Granted: 0

Total Denied: 4

Total Granted in Part, Denied in Part: 1

Overall Win Rate: 10.0%

Average Time to Decision: 2.8 months from motion filing

Case Number	Case Name	Movant	Decision	Pendency	Decision Date	Pharma?
1:03cv07822	Tap Phar Prod Inc, et al v. Atrix Labs Inc, et al	Plaintiff	Denied	3.32	8/26/2004	Pharma
1:03cv07822	Tap Phar Prod Inc, et al v. Atrix Labs Inc, et al	Plaintiff	Denied without Prejudice	0.59	11/16/2004	Pharma
1:05cv00860	Spin Master Ltd et al v. Overbreak LLC	Plaintiff	Denied	3.19	9/8/2005	
1:92cv04803	Mahurkar v. C R Bard Inc	Plaintiff	Granted in part, Denied in Part	2.37	4/25/2002	
1:13cv05102	Induction Innovations, Inc. et al v. Pacholok	Plaintiff	Denied without Prejudice	4.64	12/19/2013	

Illinois Southern

The dockets of patent cases in Illinois Southern were examined to identify decisions on contested motions. The number of decisions found, the number granted, and the number denied are as follows:

Total Decisions: 1

Total Granted: 0 Plaintiff Granted: 0 Defendant Granted: 0

Total Denied: 1 Plaintiff Denied: 1 Defendant Denied: 0

Total Granted in Part, Denied in Part: 0 Plaintiff Granted in Part: 0

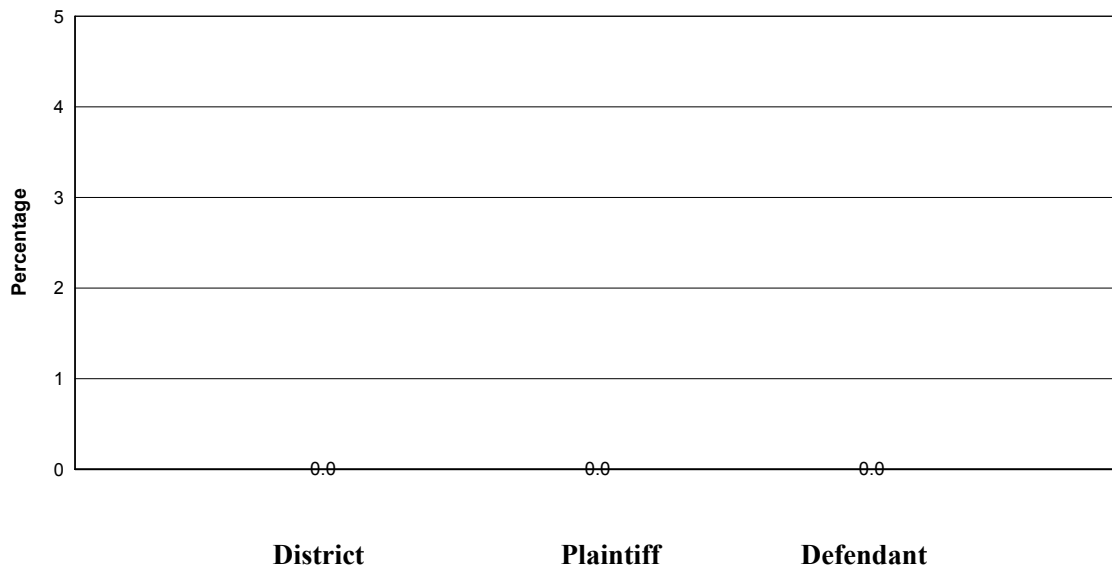
Defendant Granted in Part: 0

Plaintiff Win Rate: 0.0%

Defendant Win Rate: 0.0%

Overall Win Rate: 0.0%

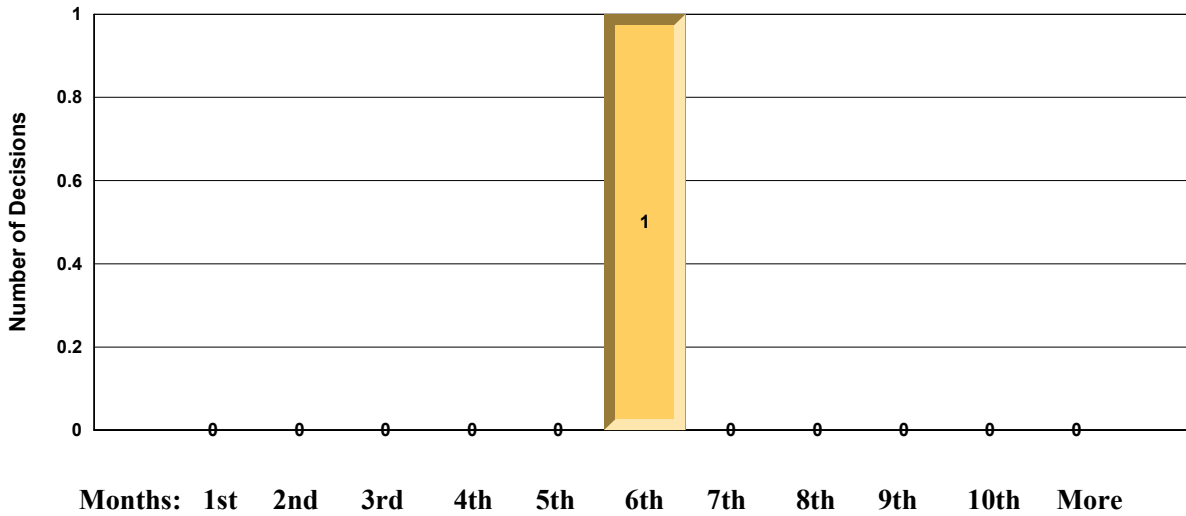
Contested Win Rates on Motions



The average time from motion filing to decision was 5.2 months from motion filing. The distribution of times to decision for these motions is illustrated in the chart below.

Distribution of Decisions

For Illinois Southern



Reagan, Michael

Total Decisions: 1
 Total Granted: 0
 Total Denied: 1
 Total Granted in Part, Denied in Part: 0
 Overall Win Rate: 0.0%
 Average Time to Decision: 5.2 months from motion filing

Case Number	Case Name	Movant	Decision	Pendency	Decision Date	Pharma?
4:99cv04197	Monsanto Company v. Stratemeyer	Plaintiff	Denied	5.23	8/28/2001	

Indiana Northern

The dockets of patent cases in Indiana Northern were examined to identify decisions on contested motions. The number of decisions found, the number granted, and the number denied are as follows:

Total Decisions: 3

Total Granted: 1 Plaintiff Granted: 1 Defendant Granted: 0

Total Denied: 2 Plaintiff Denied: 2 Defendant Denied: 0

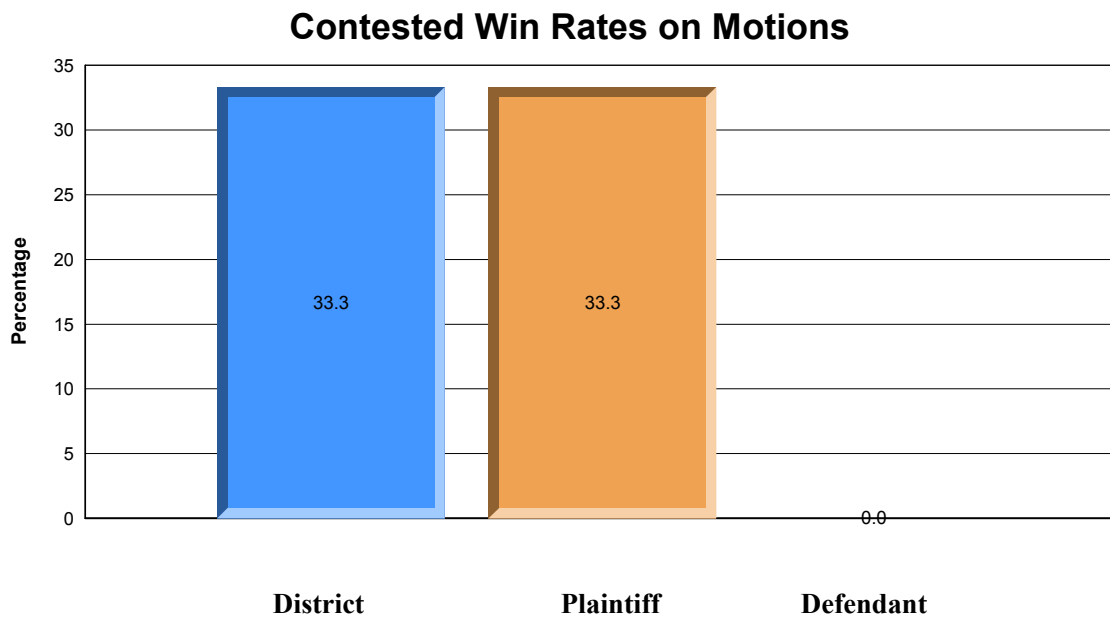
Total Granted in Part, Denied in Part: 0 Plaintiff Granted in Part: 0

Defendant Granted in Part: 0

Plaintiff Win Rate: 33.3%

Defendant Win Rate: 0.0%

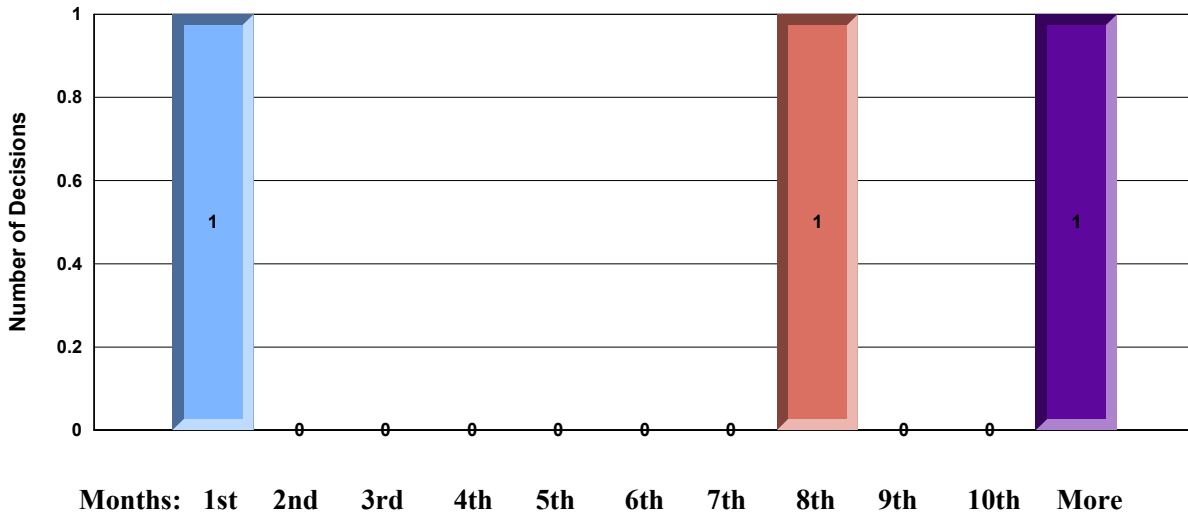
Overall Win Rate: 33.3%



The average time from motion filing to decision was 6.2 months from motion filing. The distribution of times to decision for these motions is illustrated in the chart below.

Distribution of Decisions

For Indiana Northern



Miller, Robert

Total Decisions: 2
 Total Granted: 1
 Total Denied: 1
 Total Granted in Part, Denied in Part: 0
 Overall Win Rate: 50.0%
 Average Time to Decision: 4.1 months from motion filing

Case Number	Case Name	Movant	Decision	Pendency	Decision Date	Pharma?
3:03cv00042	Hubbell Incorporated v. EGS Elec Group LLC, et al	Plaintiff	Denied	7.27	9/23/2003	
3:10cv00129	Miche Bag LLC v. Marshall Group Inc The	Plaintiff	Granted	0.92	6/16/2010	

Moody, James

Total Decisions: 1
 Total Granted: 0
 Total Denied: 1
 Total Granted in Part, Denied in Part: 0
 Overall Win Rate: 0.0%
 Average Time to Decision: 10.4 months from motion filing

Case Number	Case Name	Movant	Decision	Pendency	Decision Date	Pharma?
3:04cv00637	Hickory Springs Manufacturing Company v. Lippert Components Inc	Plaintiff	Denied	10.39	2/16/2006	

Indiana Southern

The dockets of patent cases in Indiana Southern were examined to identify decisions on contested motions. The number of decisions found, the number granted, and the number denied are as follows:

Total Decisions: 5

Total Granted: 2 Plaintiff Granted: 2 Defendant Granted: 0

Total Denied: 2 Plaintiff Denied: 2 Defendant Denied: 0

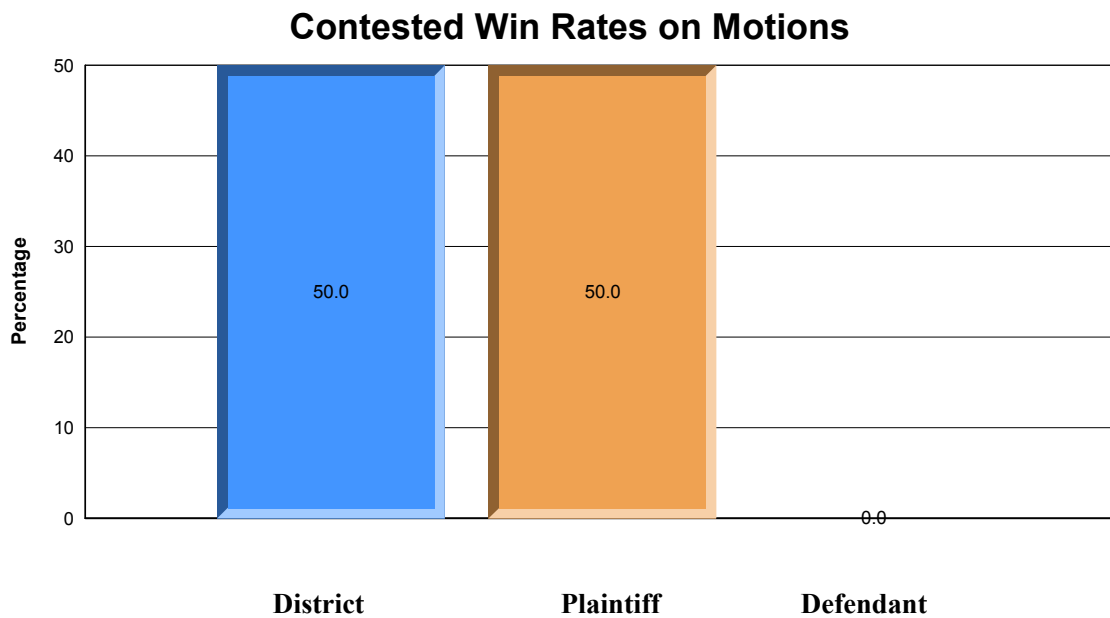
Total Granted in Part, Denied in Part: 1 Plaintiff Granted in Part: 1

Defendant Granted in Part: 0

Plaintiff Win Rate: 50.0%

Defendant Win Rate: 0.0%

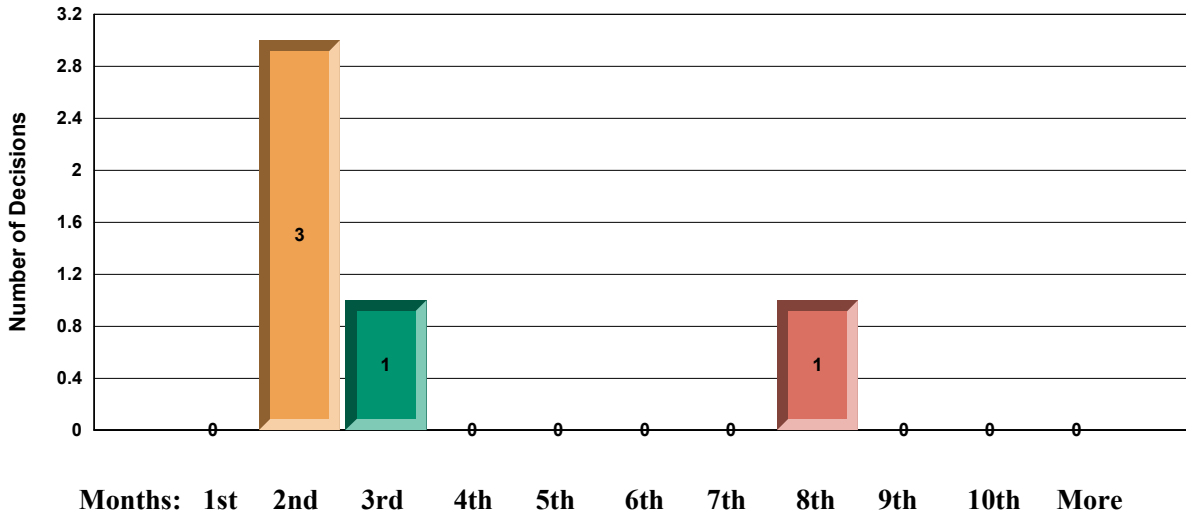
Overall Win Rate: 50.0%



The average time from motion filing to decision was 2.8 months from motion filing. The distribution of times to decision for these motions is illustrated in the chart below.

Distribution of Decisions

For Indiana Southern



Barker, Sarah

Total Decisions: 1
 Total Granted: 1
 Total Denied: 0
 Total Granted in Part, Denied in Part: 0
 Overall Win Rate: 100.0%
 Average Time to Decision: 2.4 months from motion filing

Case Number	Case Name	Movant	Decision	Pendency	Decision Date	Pharma?
1:06cv01017	ELI LILLY AND COMPANY v. TEVA PHARMACEUTICALS USA, INC.	Plaintiff	Granted	2.37	4/22/2009	Pharma

Magnus-Stinson, Jane

Total Decisions: 2

Total Granted: 0

Total Denied: 2

Total Granted in Part, Denied in Part: 0

Overall Win Rate: 0.0%

Average Time to Decision: 1.4 months from motion filing

Case Number	Case Name	Movant	Decision	Pendency	Decision Date	Pharma?
1:09cv00702	CAPITAL MACHINE COMPANY, INC. et al v. MILLER VENEERS, INC. et al	Plaintiff	Denied	1.38	7/28/2010	
1:09cv00702	CAPITAL MACHINE COMPANY, INC. et al v. MILLER VENEERS, INC. et al	Plaintiff	Denied	1.38	7/28/2010	

McKinney, Larry

Total Decisions: 1

Total Granted: 0

Total Denied: 0

Total Granted in Part, Denied in Part: 1

Overall Win Rate: 0.0%

Average Time to Decision: 0.0 months from motion filing

Case Number	Case Name	Movant	Decision	Pendency	Decision Date	Pharma?
1:03cv02020	THERAPY CARE RESOURCES, INC. v. CARPAL THERAPY, INC.	Plaintiff	Granted in part, Denied in Part	1.35	9/20/2004	

Young, Richard

Total Decisions: 1

Total Granted: 1

Total Denied: 0

Total Granted in Part, Denied in Part: 0

Overall Win Rate: 100.0%

Average Time to Decision: 7.6 months from motion filing

Case Number	Case Name	Movant	Decision	Pendency	Decision Date	Pharma?
1:00-CV-01500	HILL-ROM INC V. OHMEDA MEDICAL !	Plaintiff	Granted	7.57	5/29/2001	

Iowa Northern

The dockets of patent cases in Iowa Northern were examined to identify decisions on contested motions. The number of decisions found, the number granted, and the number denied are as follows:

Total Decisions: 3

Total Granted: 0 Plaintiff Granted: 0 Defendant Granted: 0

Total Denied: 2 Plaintiff Denied: 1 Defendant Denied: 1

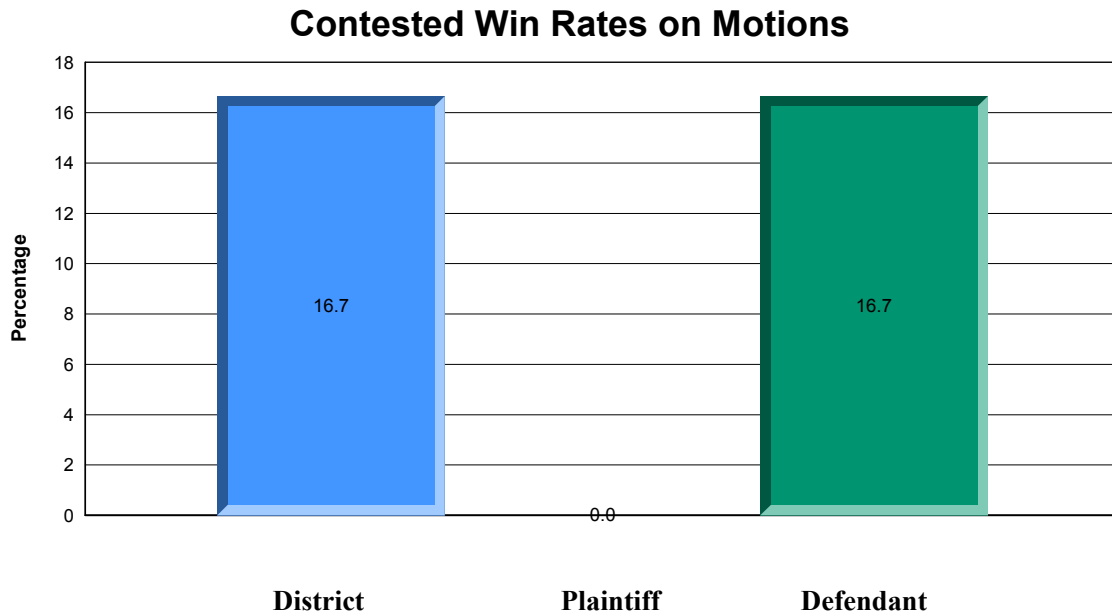
Total Granted in Part, Denied in Part: 1 Plaintiff Granted in Part: 0

Defendant Granted in Part: 1

Plaintiff Win Rate: 0.0%

Defendant Win Rate: 16.7%

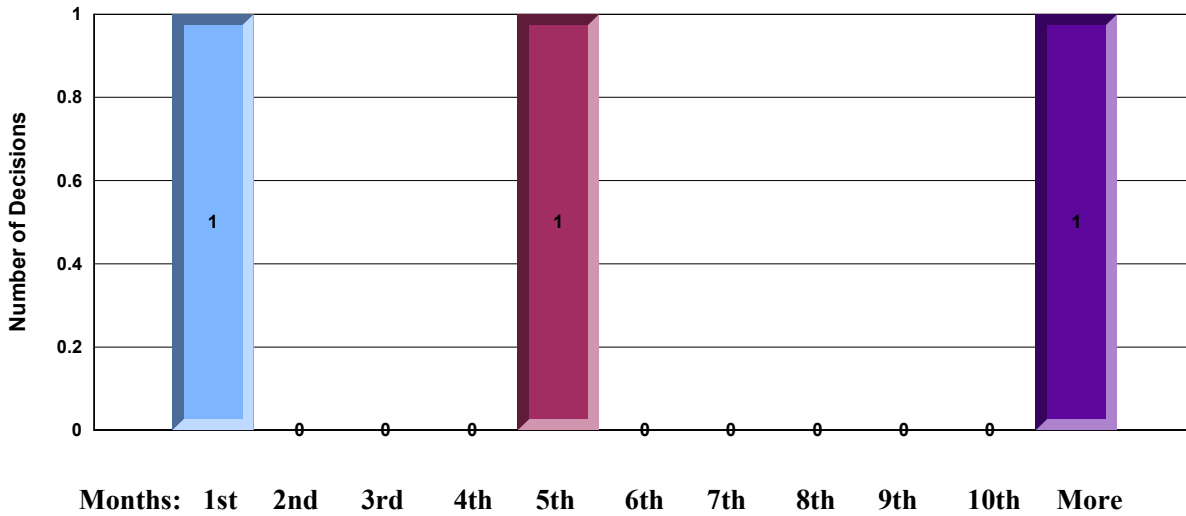
Overall Win Rate: 16.7%



The average time from motion filing to decision was 5.7 months from motion filing. The distribution of times to decision for these motions is illustrated in the chart below.

Distribution of Decisions

For Iowa Northern



Bennett, Mark

Total Decisions: 1
 Total Granted: 0
 Total Denied: 1
 Total Granted in Part, Denied in Part: 0
 Overall Win Rate: 0.0%
 Average Time to Decision: 4.9 months from motion filing

Case Number	Case Name	Movant	Decision	Pendency	Decision Date	Pharma?
3:05cv03079	Ideal Instruments, Inc. v. Rivard Instruments, Inc. et al	Defendant	Denied	4.90	3/28/2007	

Reade, Linda

Total Decisions: 2
 Total Granted: 0
 Total Denied: 1
 Total Granted in Part, Denied in Part: 1
 Overall Win Rate: 25.0%
 Average Time to Decision: 6.1 months from motion filing

Case Number	Case Name	Movant	Decision	Pendency	Decision Date	Pharma?
6:05cv02045	Probatter Sports, LLC v. Joyner Technologies, Inc. et al	Defendant	Granted in part, Denied in Part	0.49	11/3/2006	
1:01cv00004	Primos Inc v. Hunter's Specialties, et al	Plaintiff	Denied	11.61	9/18/2003	

Iowa Southern

The dockets of patent cases in Iowa Southern were examined to identify decisions on contested motions. The number of decisions found, the number granted, and the number denied are as follows:

Total Decisions: 7

Total Granted: 1 Plaintiff Granted: 1 Defendant Granted: 0

Total Denied: 6 Plaintiff Denied: 6 Defendant Denied: 0

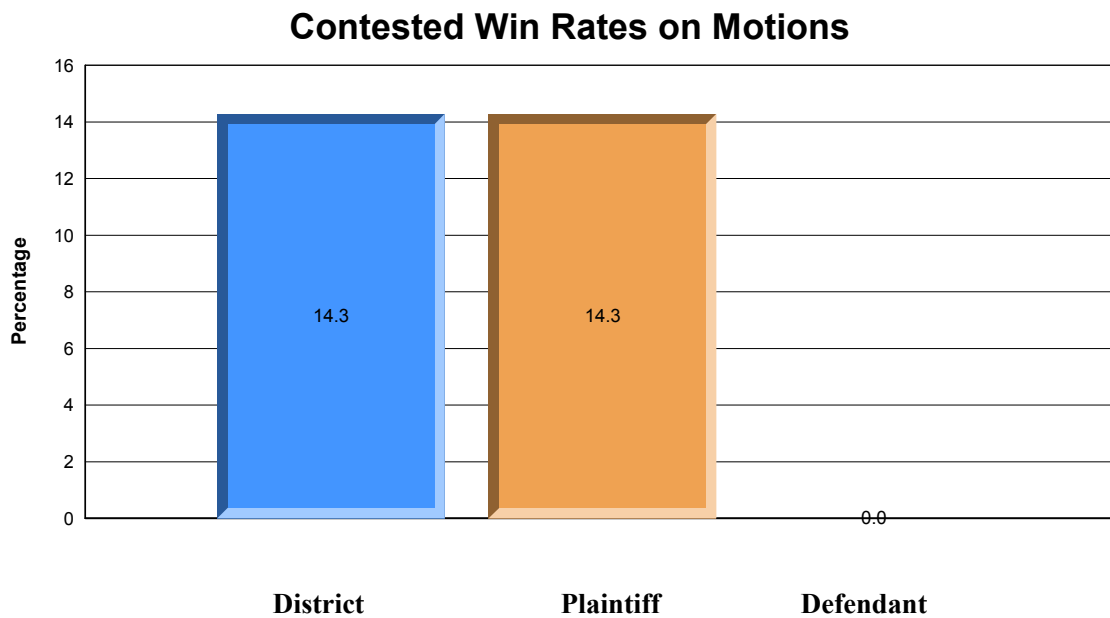
Total Granted in Part, Denied in Part: 0 Plaintiff Granted in Part: 0

Defendant Granted in Part: 0

Plaintiff Win Rate: 14.3%

Defendant Win Rate: 0.0%

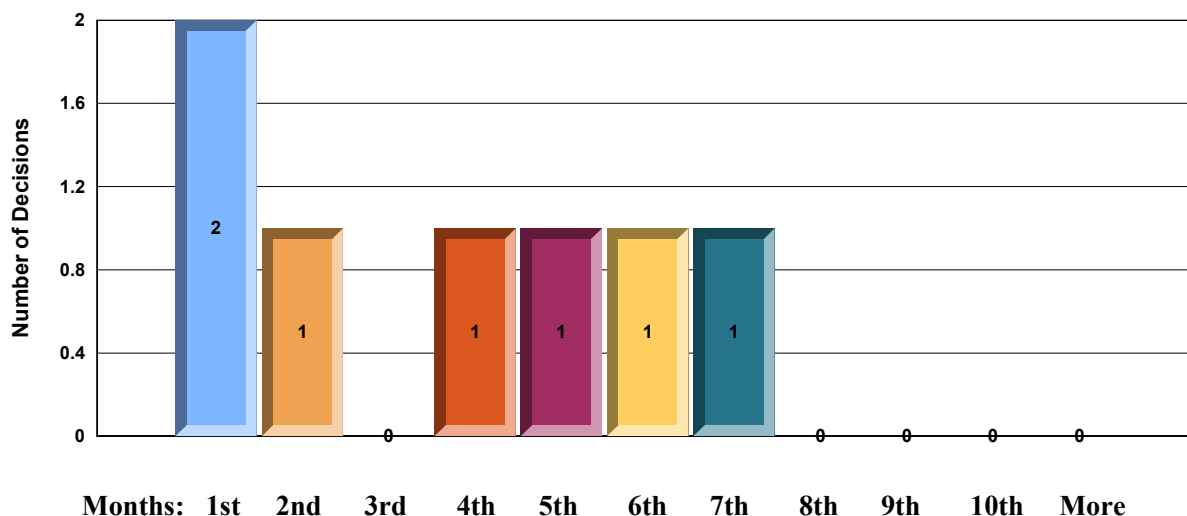
Overall Win Rate: 14.3%



The average time from motion filing to decision was 3.2 months from motion filing. The distribution of times to decision for these motions is illustrated in the chart below.

Distribution of Decisions

For Iowa Southern



Gritzner, James

Total Decisions: 2
 Total Granted: 1
 Total Denied: 1
 Total Granted in Part, Denied in Part: 0
 Overall Win Rate: 50.0%
 Average Time to Decision: 5.1 months from motion filing

Case Number	Case Name	Movant	Decision	Pendency	Decision Date	Pharma?
4:02cv40327	Kemin Foods LC, et al v. Pigmentos Vegetales	Plaintiff	Granted	5.82	1/2/2003	
4:07cv00063	Titan Tire Corporation et al v. Case New Holland Inc	Plaintiff	Denied	4.31	10/3/2007	

Pratt, Robert

Total Decisions: 3
 Total Granted: 0
 Total Denied: 3
 Total Granted in Part, Denied in Part: 0
 Overall Win Rate: 0.0%
 Average Time to Decision: 3.5 months from motion filing

Case Number	Case Name	Movant	Decision	Pendency	Decision Date	Pharma?
4:02cv90338	Med Tech IA Inc v. Comp Imaging Ref Sys	Plaintiff	Denied	0.26	10/3/2002	
4:02cv90518	Devon Dist Corp v. Miner, et al	Plaintiff	Denied	6.88	8/14/2003	
4:99cv90666	Pioneer Hi-Bred Intl v. Dekalb Genetics Corp, et al	Plaintiff	Denied	3.45	4/13/2000	

Wolle, Charles

Total Decisions: 2

Total Granted: 0

Total Denied: 2

Total Granted in Part, Denied in Part: 0

Overall Win Rate: 0.0%

Average Time to Decision: 1.0 months from motion filing

Case Number	Case Name	Movant	Decision	Pendency	Decision Date	Pharma?
4:11cv00507	The Charles Machine Works, Inc. v. Vermeer Manufacturing Company	Plaintiff	Denied	1.02	11/21/2011	
4:17cv00076	Vermeer Corporation v. The Toro Company	Plaintiff	Denied	0.99	4/21/2017	

Kansas

The dockets of patent cases in Kansas were examined to identify decisions on contested motions. The number of decisions found, the number granted, and the number denied are as follows:

Total Decisions: 2

Total Granted: 1 Plaintiff Granted: 1 Defendant Granted: 0

Total Denied: 1 Plaintiff Denied: 1 Defendant Denied: 0

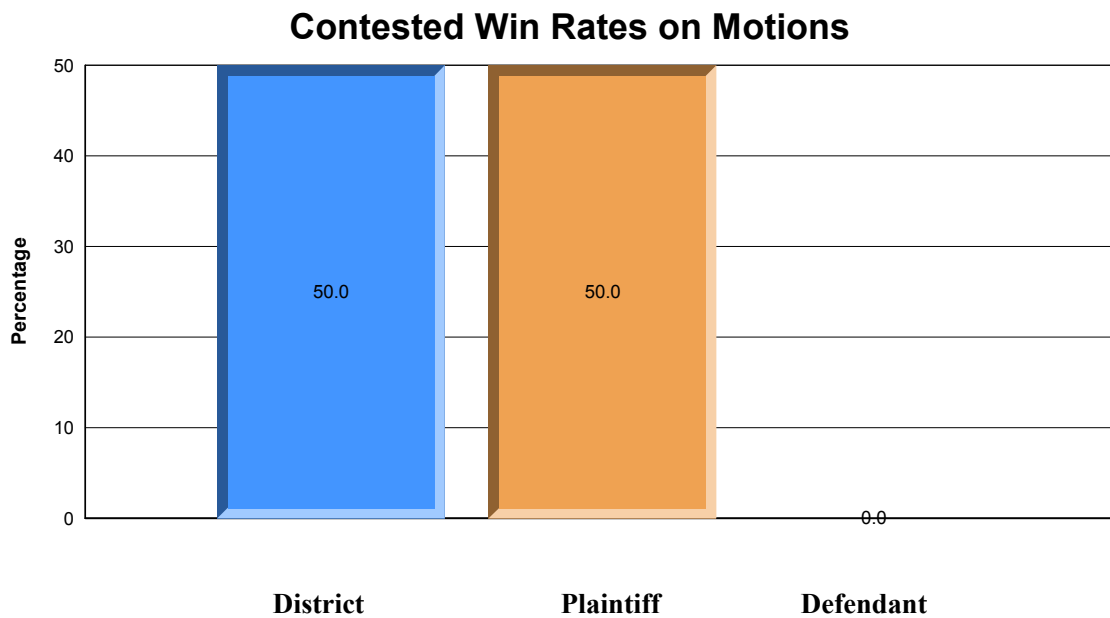
Total Granted in Part, Denied in Part: 0 Plaintiff Granted in Part: 0

Defendant Granted in Part: 0

Plaintiff Win Rate: 50.0%

Defendant Win Rate: 0.0%

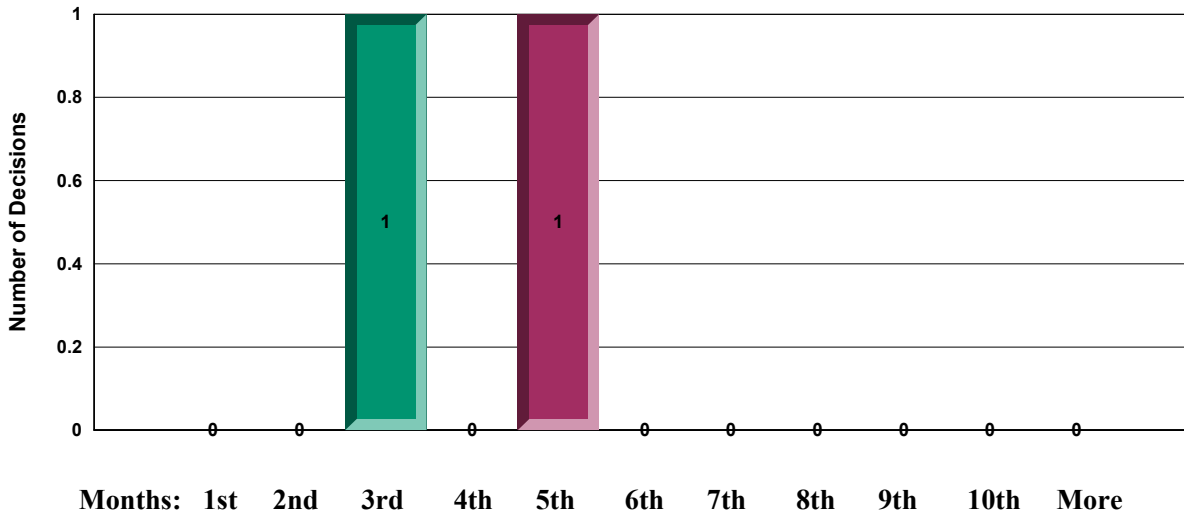
Overall Win Rate: 50.0%



The average time from motion filing to decision was 3.7 months from motion filing. The distribution of times to decision for these motions is illustrated in the chart below.

Distribution of Decisions

For Kansas



Vratil, Kathryn

Total Decisions: 2

Total Granted: 1

Total Denied: 1

Total Granted in Part, Denied in Part: 0

Overall Win Rate: 50.0%

Average Time to Decision: 3.7 months from motion filing

Case Number	Case Name	Movant	Decision	Pendency	Decision Date	Pharma?
2:09cv02009	Bushnell Inc. et al v. American Technologies Network, Corp. et al	Plaintiff	Denied	4.93	9/3/2009	
2:09cv02009	Bushnell Inc. et al v. American Technologies Network, Corp. et al	Plaintiff	Granted	2.47	11/25/2009	

Kentucky Eastern

The dockets of patent cases in Kentucky Eastern were examined to identify decisions on contested motions. The number of decisions found, the number granted, and the number denied are as follows:

Total Decisions: 2

Total Granted: 0 Plaintiff Granted: 0 Defendant Granted: 0

Total Denied: 2 Plaintiff Denied: 2 Defendant Denied: 0

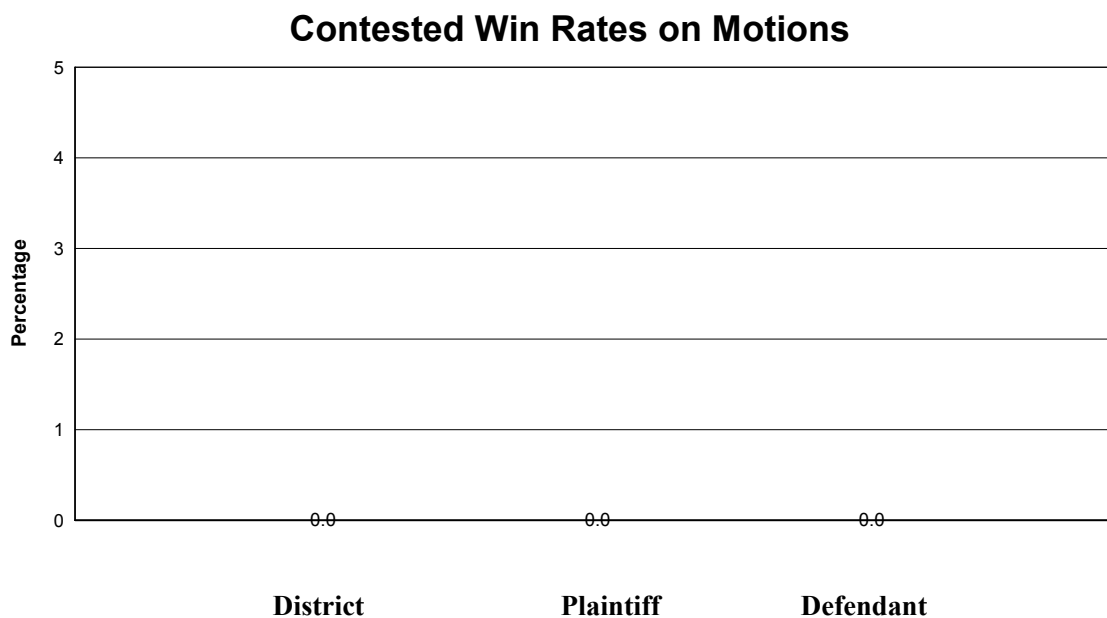
Total Granted in Part, Denied in Part: 0 Plaintiff Granted in Part: 0

Defendant Granted in Part: 0

Plaintiff Win Rate: 0.0%

Defendant Win Rate: 0.0%

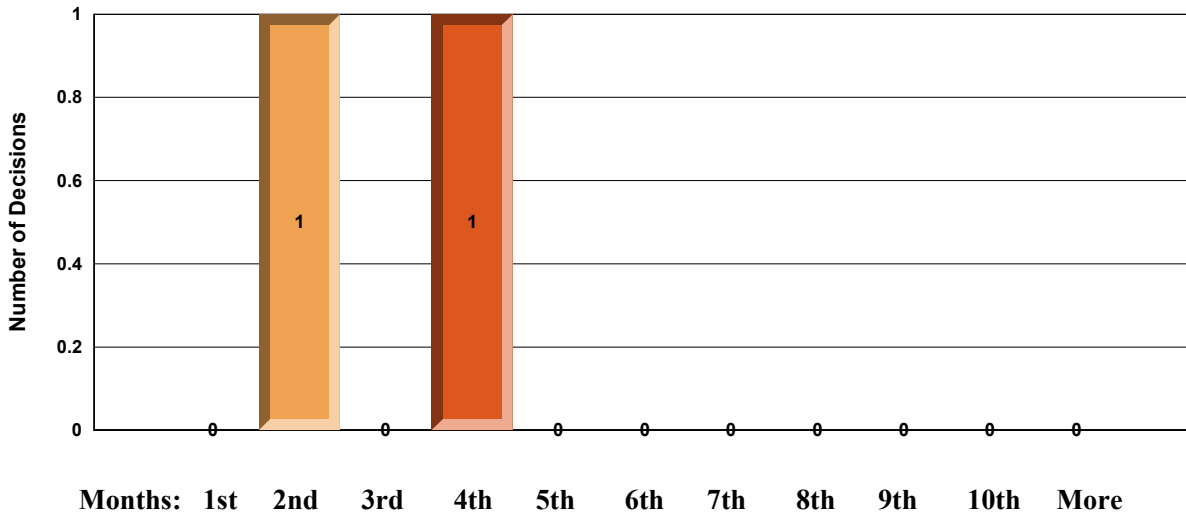
Overall Win Rate: 0.0%



The average time from motion filing to decision was 2.1 months from motion filing. The distribution of times to decision for these motions is illustrated in the chart below.

Distribution of Decisions

For Kentucky Eastern



Caldwell, Karen

Total Decisions: 1
 Total Granted: 0
 Total Denied: 1
 Total Granted in Part, Denied in Part: 0
 Overall Win Rate: 0.0%
 Average Time to Decision: 1.1 months from motion filing

Case Number	Case Name	Movant	Decision	Pendency	Decision Date	Pharma?
5:15cv00075	Donselman et al v. Prim Hall Enterprises, Inc et al	Plaintiff	Denied without Prejudice	1.09	4/28/2015	

Hood, Joseph

Total Decisions: 1
 Total Granted: 0
 Total Denied: 1
 Total Granted in Part, Denied in Part: 0
 Overall Win Rate: 0.0%
 Average Time to Decision: 3.1 months from motion filing

Case Number	Case Name	Movant	Decision	Pendency	Decision Date	Pharma?
5:07cv00109	iLOR, LLC v. Google, Inc.	Plaintiff	Denied	3.13	11/30/2007	

Kentucky Western

The dockets of patent cases in Kentucky Western were examined to identify decisions on contested motions. The number of decisions found, the number granted, and the number denied are as follows:

Total Decisions: 3

Total Granted: 2 Plaintiff Granted: 2 Defendant Granted: 0

Total Denied: 1 Plaintiff Denied: 1 Defendant Denied: 0

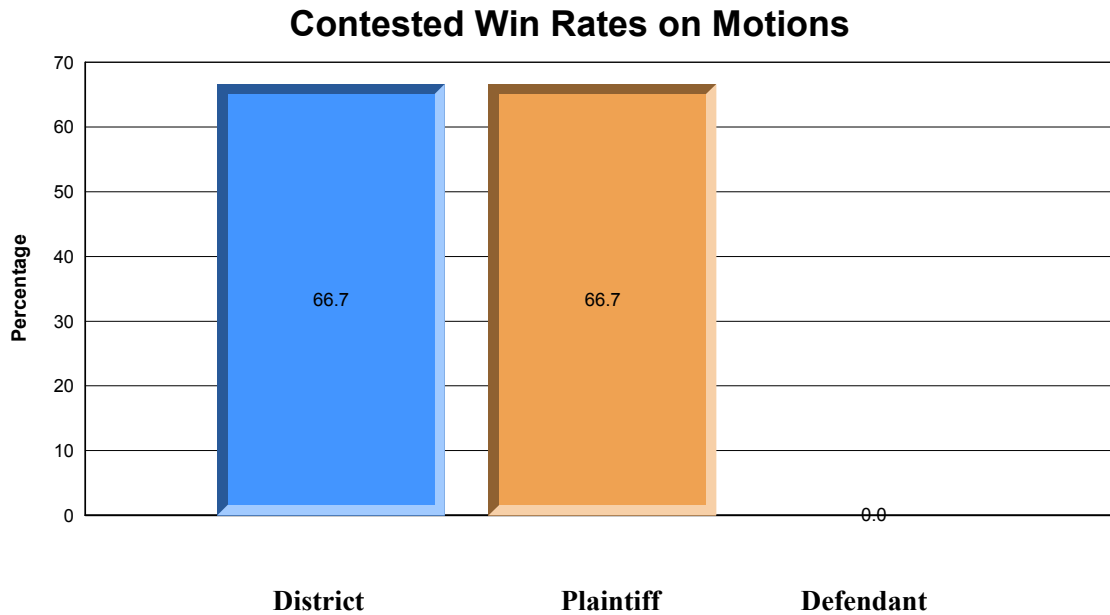
Total Granted in Part, Denied in Part: 0 Plaintiff Granted in Part: 0

Defendant Granted in Part: 0

Plaintiff Win Rate: 66.7%

Defendant Win Rate: 0.0%

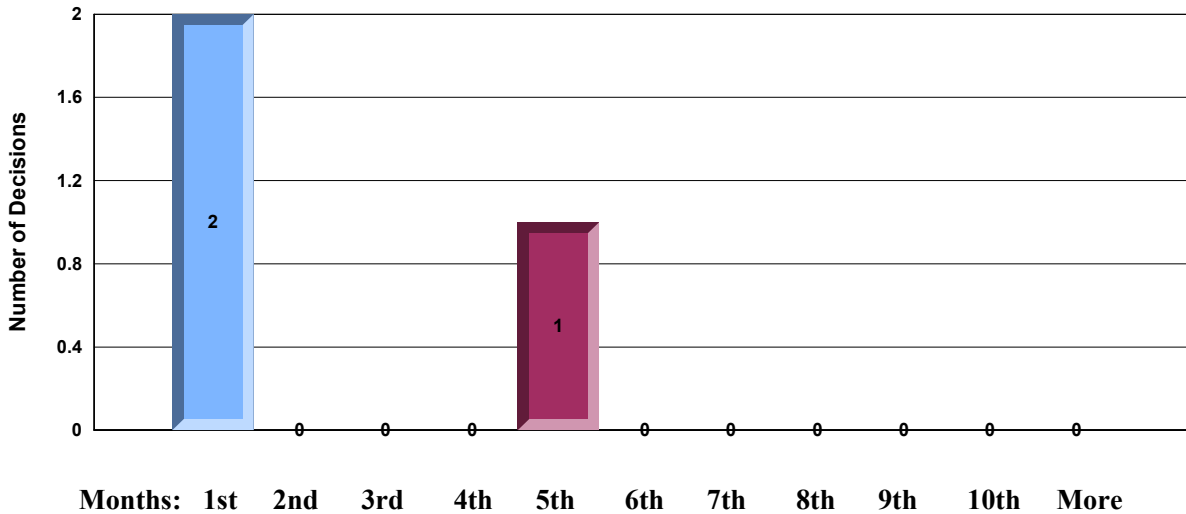
Overall Win Rate: 66.7%



The average time from motion filing to decision was 1.9 months from motion filing. The distribution of times to decision for these motions is illustrated in the chart below.

Distribution of Decisions

For Kentucky Western



McKinley, Joseph

Total Decisions: 1
 Total Granted: 1
 Total Denied: 0
 Total Granted in Part, Denied in Part: 0
 Overall Win Rate: 100.0%
 Average Time to Decision: 4.0 months from motion filing

Case Number	Case Name	Movant	Decision	Pendency	Decision Date	Pharma?
4:01cv00139	Scott Manufacturing v. DeMoss	Plaintiff	Granted	4.05	1/11/2002	

Simpson, Charles

Total Decisions: 1
 Total Granted: 0
 Total Denied: 1
 Total Granted in Part, Denied in Part: 0
 Overall Win Rate: 0.0%
 Average Time to Decision: 0.8 months from motion filing

Case Number	Case Name	Movant	Decision	Pendency	Decision Date	Pharma?
3:03cv00029	Sud Chemie Inc v. Multisorb Tech	Plaintiff	Denied	0.82	11/1/2004	

Stivers, Gregory

Total Decisions: 1

Total Granted: 1

Total Denied: 0

Total Granted in Part, Denied in Part: 0

Overall Win Rate: 100.0%

Average Time to Decision: 0.9 months from motion filing

Case Number	Case Name	Movant	Decision	Pendency	Decision Date	Pharma?
1:13cv00163	Procom Heating, Inc. v. GHP Group, Inc.	Plaintiff	Granted	0.86	10/12/2016	

Louisiana Eastern

The dockets of patent cases in Louisiana Eastern were examined to identify decisions on contested motions. The number of decisions found, the number granted, and the number denied are as follows:

Total Decisions: 5

Total Granted: 1 Plaintiff Granted: 1 Defendant Granted: 0

Total Denied: 4 Plaintiff Denied: 4 Defendant Denied: 0

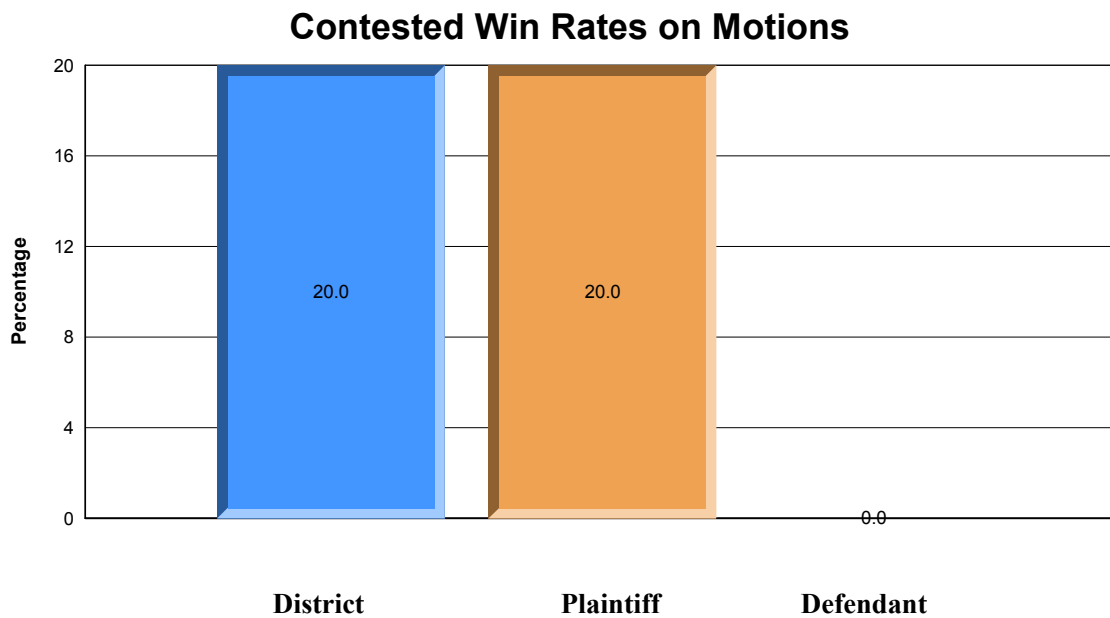
Total Granted in Part, Denied in Part: 0 Plaintiff Granted in Part: 0

Defendant Granted in Part: 0

Plaintiff Win Rate: 20.0%

Defendant Win Rate: 0.0%

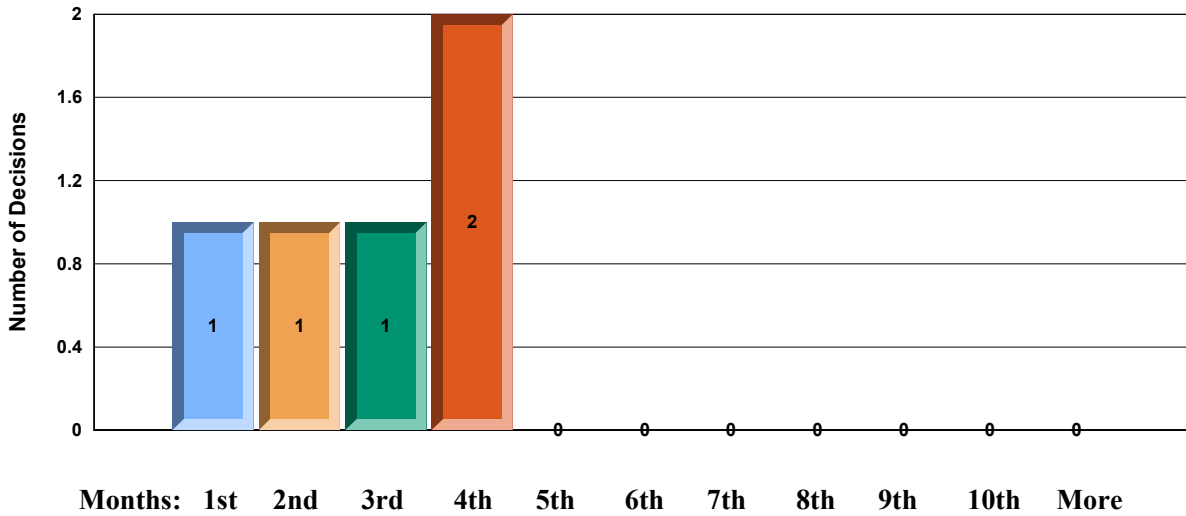
Overall Win Rate: 20.0%



The average time from motion filing to decision was 2.1 months from motion filing. The distribution of times to decision for these motions is illustrated in the chart below.

Distribution of Decisions

For Louisiana Eastern



Beer, Peter

Total Decisions: 1
 Total Granted: 0
 Total Denied: 1
 Total Granted in Part, Denied in Part: 0
 Overall Win Rate: 0.0%
 Average Time to Decision: 1.3 months from motion filing

Case Number	Case Name	Movant	Decision	Pendency	Decision Date	Pharma?
2:01cv01964	Bazzano v. Regrowth LLC, et al	Plaintiff	Denied	1.35	9/20/2001	

Berrigan, Helen

Total Decisions: 1
 Total Granted: 0
 Total Denied: 1
 Total Granted in Part, Denied in Part: 0
 Overall Win Rate: 0.0%
 Average Time to Decision: 2.4 months from motion filing

Case Number	Case Name	Movant	Decision	Pendency	Decision Date	Pharma?
2:10cv03281	Huntwise, Inc. v. Higdon Motion Decoy Systems, Inc.	Plaintiff	Denied	2.43	12/13/2010	

Engelhardt, Kurt

Total Decisions: 1

Total Granted: 0

Total Denied: 1

Total Granted in Part, Denied in Part: 0

Overall Win Rate: 0.0%

Average Time to Decision: 3.3 months from motion filing

Case Number	Case Name	Movant	Decision	Pendency	Decision Date	Pharma?
2:07cv08353	Jam Strait, Inc. v. Pilot Automotive Inc	Plaintiff	Denied	3.26	5/23/2014	

Feldman, Martin

Total Decisions: 1

Total Granted: 1

Total Denied: 0

Total Granted in Part, Denied in Part: 0

Overall Win Rate: 100.0%

Average Time to Decision: 3.5 months from motion filing

Case Number	Case Name	Movant	Decision	Pendency	Decision Date	Pharma?
2:16cv02474	SP Plus Corporation v. IPT, LLC	Plaintiff	Granted	3.45	12/12/2016	

Zainey, Jay

Total Decisions: 1

Total Granted: 0

Total Denied: 1

Total Granted in Part, Denied in Part: 0

Overall Win Rate: 0.0%

Average Time to Decision: 0.0 months from motion filing

Case Number	Case Name	Movant	Decision	Pendency	Decision Date	Pharma?
2:09cv03792	Roppolo et al v. Waterboy Sports, Inc. et al	Plaintiff	Denied	0.03	6/17/2009	

Louisiana Western

The dockets of patent cases in Louisiana Western were examined to identify decisions on contested motions. The number of decisions found, the number granted, and the number denied are as follows:

Total Decisions: 2

Total Granted: 1 Plaintiff Granted: 1 Defendant Granted: 0

Total Denied: 1 Plaintiff Denied: 1 Defendant Denied: 0

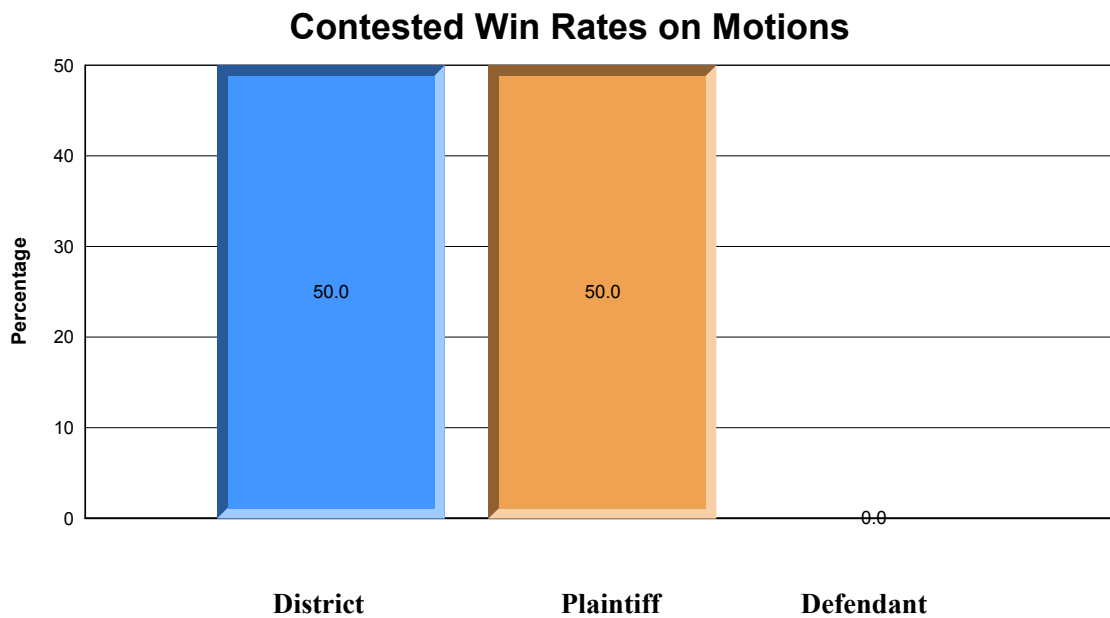
Total Granted in Part, Denied in Part: 0 Plaintiff Granted in Part: 0

Defendant Granted in Part: 0

Plaintiff Win Rate: 50.0%

Defendant Win Rate: 0.0%

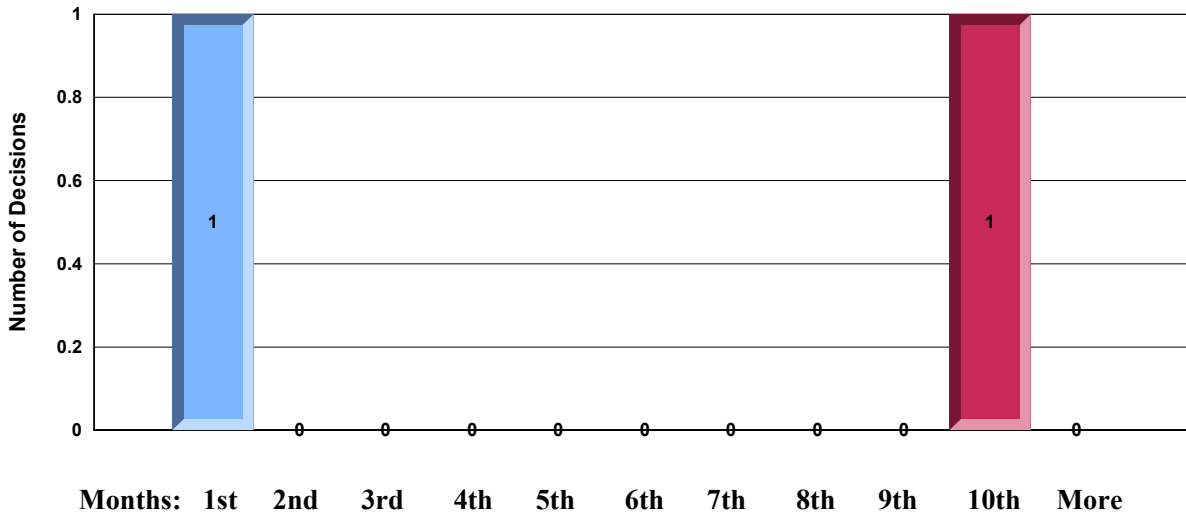
Overall Win Rate: 50.0%



The average time from motion filing to decision was 4.9 months from motion filing. The distribution of times to decision for these motions is illustrated in the chart below.

Distribution of Decisions

For Louisiana Western



Doherty, Rebecca

Total Decisions: 1
 Total Granted: 0
 Total Denied: 1
 Total Granted in Part, Denied in Part: 0
 Overall Win Rate: 0.0%
 Average Time to Decision: 0.8 months from motion filing

Case Number	Case Name	Movant	Decision	Pendency	Decision Date	Pharma?
6:12cv00396	Scarborough v. Integricert L C	Plaintiff	Denied without Prejudice	0.82	3/6/2012	

Minaldi, Patricia

Total Decisions: 1
 Total Granted: 1
 Total Denied: 0
 Total Granted in Part, Denied in Part: 0
 Overall Win Rate: 100.0%
 Average Time to Decision: 9.0 months from motion filing

Case Number	Case Name	Movant	Decision	Pendency	Decision Date	Pharma?
2:05cv01478	B A S F Agrochemical Products B V et al v. Unkel et al	Plaintiff	Granted	9.01	5/18/2006	

Maine

The dockets of patent cases in Maine were examined to identify decisions on contested motions. The number of decisions found, the number granted, and the number denied are as follows:

Total Decisions: 5

Total Granted: 2 Plaintiff Granted: 2 Defendant Granted: 0

Total Denied: 3 Plaintiff Denied: 3 Defendant Denied: 0

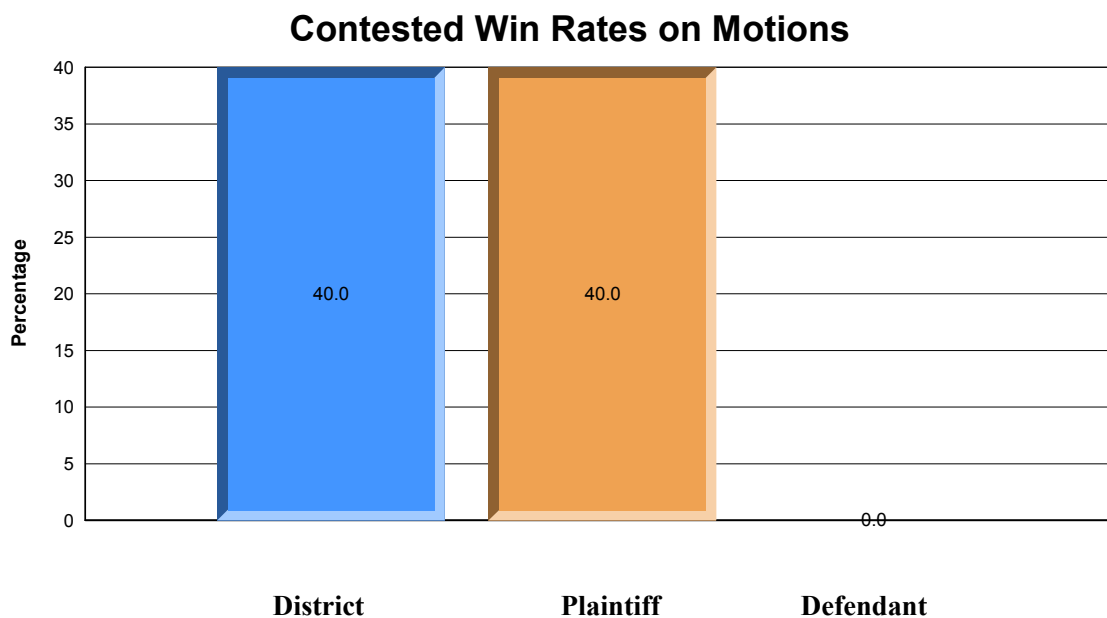
Total Granted in Part, Denied in Part: 0 Plaintiff Granted in Part: 0

Defendant Granted in Part: 0

Plaintiff Win Rate: 40.0%

Defendant Win Rate: 0.0%

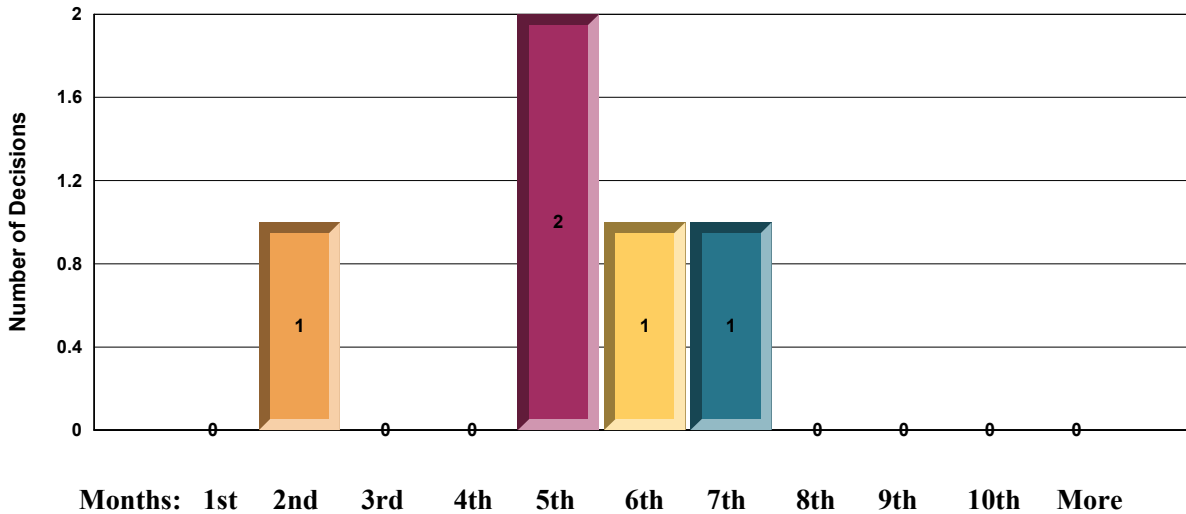
Overall Win Rate: 40.0%



The average time from motion filing to decision was 4.4 months from motion filing. The distribution of times to decision for these motions is illustrated in the chart below.

Distribution of Decisions

For Maine



Hornby, David

Total Decisions: 4

Total Granted: 2

Total Denied: 2

Total Granted in Part, Denied in Part: 0

Overall Win Rate: 50.0%

Average Time to Decision: 4.5 months from motion filing

Case Number	Case Name	Movant	Decision	Pendency	Decision Date	Pharma?
1:01cv00131	Banjo Buddies Inc v. Renosky	Plaintiff	Denied	1.61	8/20/2001	
2:02cv00069	Idexx Laboratories v. Abaxis Inc	Plaintiff	Granted	5.30	9/5/2002	
2:08cv00158	FAIRCHILD SEMICONDUCTOR CORPORATION v. THIRD DIMENSION (3D) SEMICONDUCTOR INC	Plaintiff	Granted	6.84	1/14/2009	
2:09cv00407	ACOUSTIC PROCESSING TECHNOLOGY INC v. KDH ELECTRONIC SYSTEMS INC	Plaintiff	Denied	4.18	3/19/2010	

Singal, George

Total Decisions: 1

Total Granted: 0

Total Denied: 1

Total Granted in Part, Denied in Part: 0

Overall Win Rate: 0.0%

Average Time to Decision: 4.0 months from motion filing

Case Number	Case Name	Movant	Decision	Pendency	Decision Date	Pharma?
1:01cv00028	Baychar Inc v. Frisby Technologies	Plaintiff	Denied without Prejudice	4.01	7/26/2001	

Maryland

The dockets of patent cases in Maryland were examined to identify decisions on contested motions. The number of decisions found, the number granted, and the number denied are as follows:

Total Decisions: 14

Total Granted: 5 Plaintiff Granted: 5 Defendant Granted: 0

Total Denied: 9 Plaintiff Denied: 8 Defendant Denied: 1

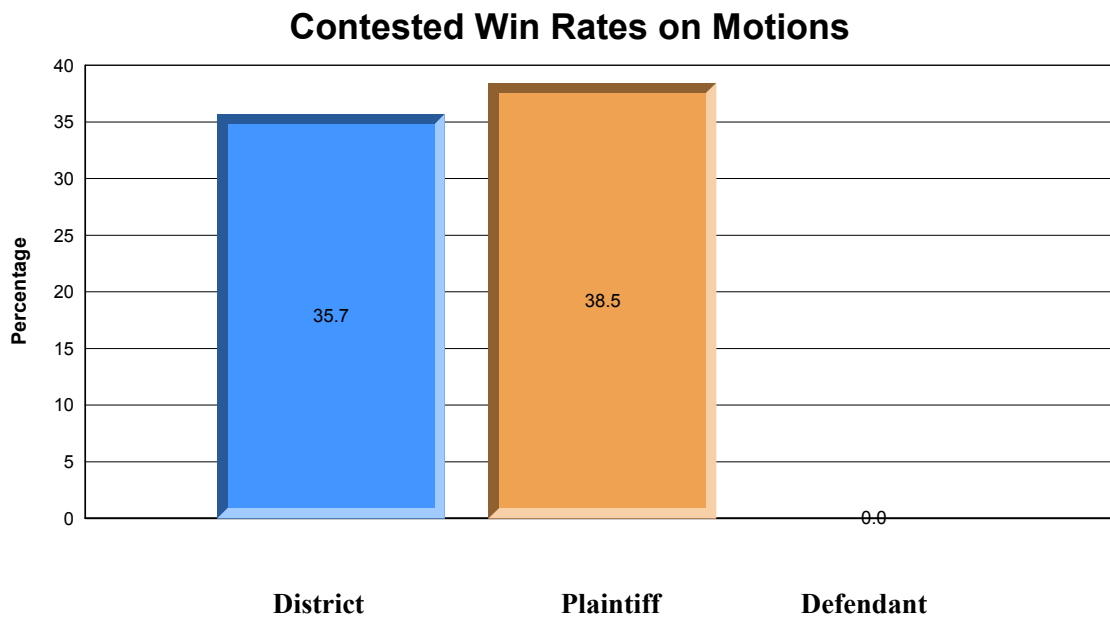
Total Granted in Part, Denied in Part: 0 Plaintiff Granted in Part: 0

Defendant Granted in Part: 0

Plaintiff Win Rate: 38.5%

Defendant Win Rate: 0.0%

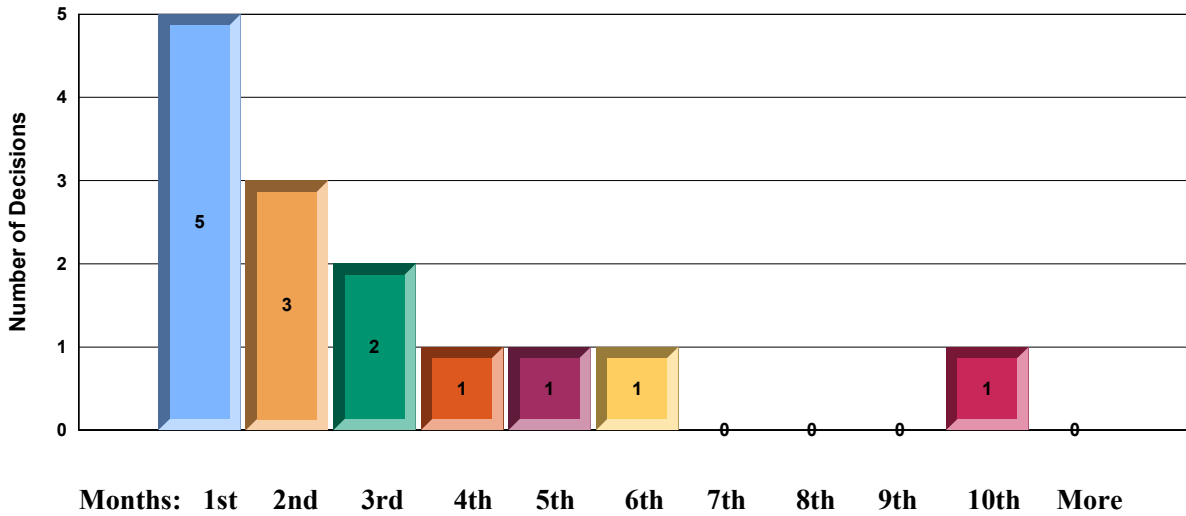
Overall Win Rate: 35.7%



The average time from motion filing to decision was 2.3 months from motion filing. The distribution of times to decision for these motions is illustrated in the chart below.

Distribution of Decisions

For Maryland



Blake, Catherine

Total Decisions: 2
 Total Granted: 1
 Total Denied: 1
 Total Granted in Part, Denied in Part: 0
 Overall Win Rate: 50.0%
 Average Time to Decision: 5.0 months from motion filing

Case Number	Case Name	Movant	Decision	Pendency	Decision Date	Pharma?
1:12cv02322	Mid America Gutters, Inc. v. Thompson Creek Window Company et al	Plaintiff	Denied without Prejudice	9.28	9/12/2012	
1:11cv02466	Par Pharmaceutical, Inc. et al v. TWI PHARMACEUTICALS, INC.	Plaintiff	Granted	0.79	3/9/2015	Pharma

Chasanow, Deborah

Total Decisions: 2

Total Granted: 0

Total Denied: 2

Total Granted in Part, Denied in Part: 0

Overall Win Rate: 0.0%

Average Time to Decision: 1.3 months from motion filing

Case Number	Case Name	Movant	Decision	Pendency	Decision Date	Pharma?
8:07cv01388	Pulse Medical Instruments, Inc. v. Drug Impairment Detection Services, LLC	Plaintiff	Denied	0.00	11/24/2009	
8:07cv01388	Pulse Medical Instruments, Inc. v. Drug Impairment Detection Services, LLC	Plaintiff	Denied	2.66	11/24/2009	

Garbis, Marvin

Total Decisions: 5

Total Granted: 2

Total Denied: 3

Total Granted in Part, Denied in Part: 0

Overall Win Rate: 40.0%

Average Time to Decision: 1.1 months from motion filing

Case Number	Case Name	Movant	Decision	Pendency	Decision Date	Pharma?
1:07cv02807	American Silver LLC et al v. General Resonance LLC et al	Plaintiff	Denied	0.23	1/14/2010	
1:07cv02807	American Silver LLC et al v. General Resonance LLC et al	Plaintiff	Granted	0.53	10/23/2009	
1:10cv01993	Corsair Special Situations Fund, L.P. v. Engineered Framing Systems, Inc. et al	Plaintiff	Granted	1.35	5/18/2011	
1:10cv01993	Corsair Special Situations Fund, L.P. v. Engineered Framing Systems, Inc. et al	Defendant	Denied	1.51	10/3/2011	
1:14cv00492	Paice LLC et al v. The Ford Motor Company	Plaintiff	Denied	2.07	7/24/2015	

Motz, J.

Total Decisions: 2

Total Granted: 2

Total Denied: 0

Total Granted in Part, Denied in Part: 0

Overall Win Rate: 100.0%

Average Time to Decision: 2.1 months from motion filing

Case Number	Case Name	Movant	Decision	Pendency	Decision Date	Pharma?
1:00cv02543	Tate Access Floors, et al v. Interface	Plaintiff	Granted	4.14	3/9/2001	
1:04cv02991	180S, Inc. et al v. J.C. Penney Company, Inc. et al	Plaintiff	Granted	0.10	11/1/2004	

Quarles, William

Total Decisions: 3

Total Granted: 0

Total Denied: 3

Total Granted in Part, Denied in Part: 0

Overall Win Rate: 0.0%

Average Time to Decision: 3.2 months from motion filing

Case Number	Case Name	Movant	Decision	Pendency	Decision Date	Pharma?
1:03cv01382	Serio-US Industries, Inc. v. Plastic Recovery Technologies Corp.	Plaintiff	Denied	1.15	2/13/2004	
1:09cv02657	Mike's Train House, Inc. v Broadway Limited Imports, LLC et al	Plaintiff	Denied	5.26	4/29/2010	
1:14cv00492	Paice LLC et al v. The Ford Motor Company	Plaintiff	Denied	3.29	10/8/2014	

Massachusetts

The dockets of patent cases in Massachusetts were examined to identify decisions on contested motions. The number of decisions found, the number granted, and the number denied are as follows:

Total Decisions: 48

Total Granted: 12 Plaintiff Granted: 12 Defendant Granted: 0

Total Denied: 36 Plaintiff Denied: 31 Defendant Denied: 5

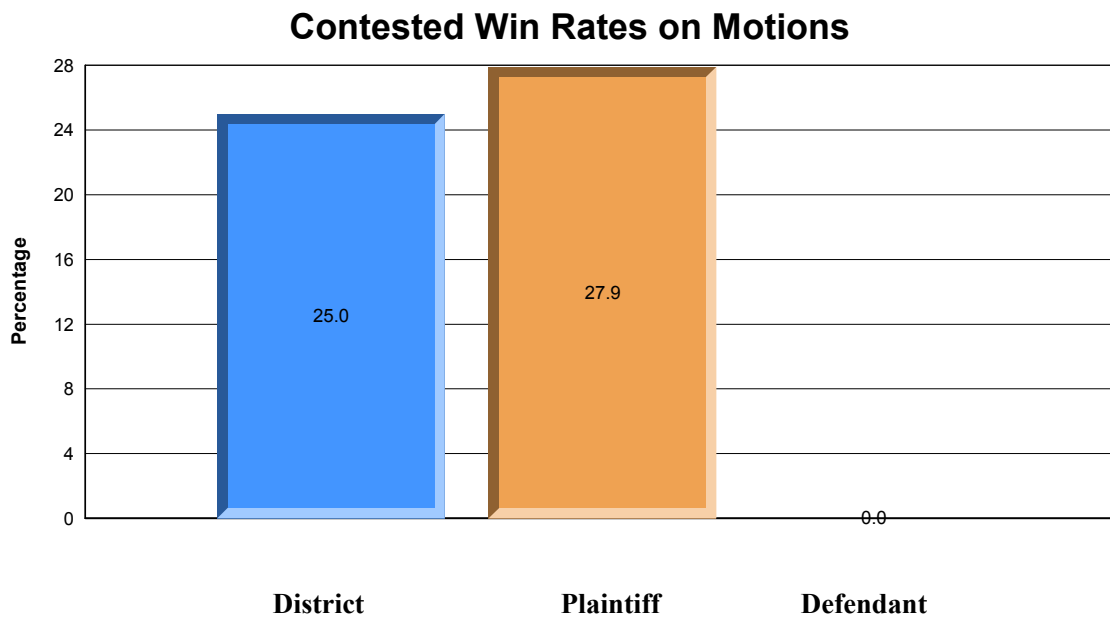
Total Granted in Part, Denied in Part: 0 Plaintiff Granted in Part: 0

Defendant Granted in Part: 0

Plaintiff Win Rate: 27.9%

Defendant Win Rate: 0.0%

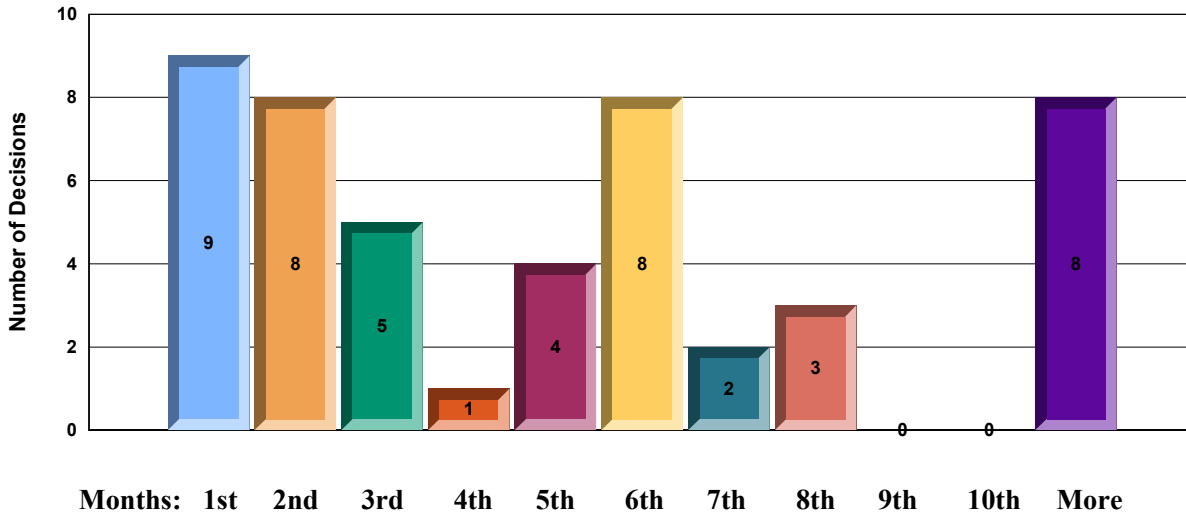
Overall Win Rate: 25.0%



The average time from motion filing to decision was 5.6 months from motion filing. The distribution of times to decision for these motions is illustrated in the chart below.

Distribution of Decisions

For Massachusetts



Casper, Denise

Total Decisions: 1
 Total Granted: 0
 Total Denied: 1
 Total Granted in Part, Denied in Part: 0
 Overall Win Rate: 0.0%
 Average Time to Decision: 2.8 months from motion filing

Case Number	Case Name	Movant	Decision	Pendency	Decision Date	Pharma?
1:16cv10142	Keurig Green Mountain, Inc. v. Touch Coffee & Beverages, LLC	Defendant	Denied	2.76	5/11/2016	

Gorton, Nathaniel

Total Decisions: 5

Total Granted: 1

Total Denied: 4

Total Granted in Part, Denied in Part: 0

Overall Win Rate: 20.0%

Average Time to Decision: 4.3 months from motion filing

Case Number	Case Name	Movant	Decision	Pendency	Decision Date	Pharma?
4:01cv40129	Nugensis Technology v. Scientific Software	Plaintiff	Denied without Prejudice	11.18	9/9/2002	
1:11cv11681	Momenta Pharmaceuticals, Inc. et al v. Amphastar Pharmaceuticals, Inc. et al	Plaintiff	Granted	0.92	10/28/2011	Pharma
1:10cv11512	ADA Solutions, Inc. v. Engineered Plastics Inc. et al	Plaintiff	Denied	1.22	12/9/2011	
1:11cv12064	Smith & Nephew, Inc. v. Hologic, Inc.	Plaintiff	Denied	6.41	6/5/2012	
1:11cv10374	WBIP, LLC v. Kohler Co.	Plaintiff	Denied	1.81	8/12/2013	

O'Toole, George

Total Decisions: 3

Total Granted: 2

Total Denied: 1

Total Granted in Part, Denied in Part: 0

Overall Win Rate: 66.7%

Average Time to Decision: 14.4 months from motion filing

Case Number	Case Name	Movant	Decision	Pendency	Decision Date	Pharma?
1:03cv10392	Mykrolis Corporation v. Pall Corporation	Plaintiff	Granted	13.95	4/30/2004	
1:06cv10601	Entegris, Inc. v. Pall Corporation	Plaintiff	Denied	23.65	3/31/2008	
1:12cv10798	Hypertherm, Inc. v. Shenzhen River Trading, Co., Ltd.	Plaintiff	Granted	5.59	10/24/2012	

Ponsor, Michael

Total Decisions: 1

Total Granted: 0

Total Denied: 1

Total Granted in Part, Denied in Part: 0

Overall Win Rate: 0.0%

Average Time to Decision: 0.3 months from motion filing

Case Number	Case Name	Movant	Decision	Pendency	Decision Date	Pharma?
3:07cv30207	Excel Dryer, Inc. v. American Dryer, Inc.	Plaintiff	Denied	0.26	7/29/2008	

Saris, Patti

Total Decisions: 8

Total Granted: 2

Total Denied: 6

Total Granted in Part, Denied in Part: 0

Overall Win Rate: 25.0%

Average Time to Decision: 3.8 months from motion filing

Case Number	Case Name	Movant	Decision	Pendency	Decision Date	Pharma?
1:00cv11112	Schawbel Corporation v. Conair Corporation	Plaintiff	Granted	5.23	11/13/2000	
1:00cv11271	Medtronic, Inc. v. Therex Limited, et al	Defendant	Denied without Prejudice	1.35	10/26/2000	
1:02cv12000	Gould, et al v. Great Computer Corp., et al	Plaintiff	Denied	5.59	4/8/2004	
1:03cv11323	Inverness Medical Switzerland GmbH et al v. Acon Laboratories, In	Plaintiff	Granted	10.46	7/16/2004	
1:03cv11514	The Gillette Company v. Energizer Holdings, Inc.,	Plaintiff	Denied	4.57	1/15/2004	
1:04cv10353	ScanSoft, Inc. v. Voice Signal Technologies, Inc. et al	Defendant	Denied	0.03	5/5/2006	
1:09cv11116	Max-Planck-Gesellschaft zur Frderung der Wissenschaften e.V. et al v. Whitehead Institute for Biomedical Research et al	Plaintiff	Denied	2.04	9/1/2009	
1:12cv10412	Analog Devices, Inc v. Knowles Electronics, LLC	Plaintiff	Denied	1.48	4/20/2012	

Saylor, F.

Total Decisions: 3

Total Granted: 1

Total Denied: 2

Total Granted in Part, Denied in Part: 0

Overall Win Rate: 33.3%

Average Time to Decision: 1.4 months from motion filing

Case Number	Case Name	Movant	Decision	Pendency	Decision Date	Pharma?
4:05cv40226	Saint-Gobain Performance Plastics Corporation v. Advanced Flexible Composites, Inc	Plaintiff	Denied	1.68	3/9/2006	
4:07cv40256	PrintGuard, Inc. V. Sivex Corporation	Plaintiff	Denied	2.70	1/16/2008	
1:15cv13488	SiOnyx, LLC et al v. Hamamatsu Photonics K.K. et al	Plaintiff	Granted	-0.23	2/19/2016	

Sorokin, Leo

Total Decisions: 2

Total Granted: 0

Total Denied: 2

Total Granted in Part, Denied in Part: 0

Overall Win Rate: 0.0%

Average Time to Decision: 2.7 months from motion filing

Case Number	Case Name	Movant	Decision	Pendency	Decision Date	Pharma?
1:15cv10240	Energetiq Technology, Inc. v. ASML Netherlands B.V. et al	Plaintiff	Denied without Prejudice	5.07	7/10/2015	
1:15cv10240	Energetiq Technology, Inc. v. ASML Netherlands B.V. et al	Plaintiff	Denied	0.26	10/29/2015	

Stearns, Richard

Total Decisions: 3

Total Granted: 2

Total Denied: 1

Total Granted in Part, Denied in Part: 0

Overall Win Rate: 66.7%

Average Time to Decision: 5.3 months from motion filing

Case Number	Case Name	Movant	Decision	Pendency	Decision Date	Pharma?
1:05cv12140	First Act, Inc. v. Kansas International Ltd	Plaintiff	Granted	5.03	4/25/2006	
1:06cv11962	GE Homeland Protection, Inc. v. DSA Detection, LLC et al	Plaintiff	Granted	3.85	7/3/2007	
1:07cv11189	AsymmetRx, Inc. v. Biocare Medical LLC et al	Plaintiff	Denied	7.01	9/29/2008	

Tauro, Joseph

Total Decisions: 1

Total Granted: 1

Total Denied: 0

Total Granted in Part, Denied in Part: 0

Overall Win Rate: 100.0%

Average Time to Decision: 0.0 months from motion filing

Case Number	Case Name	Movant	Decision	Pendency	Decision Date	Pharma?
1:96cv11025	Read Corp., The, et al v. Powerscreen of, et al	Plaintiff	Granted	0.00	2/28/2001	

Wolf, Mark

Total Decisions: 3

Total Granted: 0

Total Denied: 3

Total Granted in Part, Denied in Part: 0

Overall Win Rate: 0.0%

Average Time to Decision: 7.2 months from motion filing

Case Number	Case Name	Movant	Decision	Pendency	Decision Date	Pharma?
1:00cv40085	Boston Scientific Co, et al v. Wilson Cook Medical	Plaintiff	Denied	4.34	9/28/2000	
1:14cv11883	Reach the Beach, Inc. v. Sam's East, Inc. et al	Plaintiff	Denied	7.14	3/11/2015	
1:15cv10698	Janssen Biotech, Inc. et al v. Celltrion Healthcare Co., Ltd. et al	Plaintiff	Denied without Prejudice	10.13	2/10/2016	Pharma

Woodlock, Douglas

Total Decisions: 7

Total Granted: 2

Total Denied: 5

Total Granted in Part, Denied in Part: 0

Overall Win Rate: 28.6%

Average Time to Decision: 12.4 months from motion filing

Case Number	Case Name	Movant	Decision	Pendency	Decision Date	Pharma?
1:01cv12307	Cohesive Technology v. Waters Corporation	Plaintiff	Granted	41.84	8/30/2005	
1:03cv11539	Vertical Industries, Inc. et al v. Tebo et al	Defendant	Denied	0.36	10/17/2003	
1:04cv11129	Skyline Software Systems, Inc. v. Keyhole Corporation	Plaintiff	Denied	5.13	6/9/2006	
1:99cv10346	AllVoice Computing v. L&H Holdings, USA., et al	Plaintiff	Denied	14.28	5/12/2000	
1:99cv10346	AllVoice Computing v. L&H Holdings, USA., et al	Plaintiff	Denied	5.95	3/27/2001	
1:09cv11813	Red Bend Software, Inc. et al v. Google	Plaintiff	Denied	16.41	3/31/2011	
1:11cv10636	Genzyme Corporation v. Seikagaku Corporation, et al.	Plaintiff	Granted	2.99	12/30/2011	Pharma

Zobel, Rya

Total Decisions: 11

Total Granted: 1

Total Denied: 10

Total Granted in Part, Denied in Part: 0

Overall Win Rate: 9.1%

Average Time to Decision: 3.4 months from motion filing

Case Number	Case Name	Movant	Decision	Pendency	Decision Date	Pharma?
1:00cv10489	Equine Technologies v. Boulton, et al	Plaintiff	Granted	1.15	4/19/2000	
1:00cv11851	Akamai Technologies, et al v. Digital Island, Inc, et al	Plaintiff	Denied	5.30	3/28/2001	
1:02cv10188	Akamai Technologies, et al v. Speedera, Inc	Plaintiff	Denied	1.94	8/26/2002	
1:02cv11430	Cable & Wireless Int, et al v. Akamai Technologies	Plaintiff	Denied	7.83	4/22/2003	
1:04cv11673	Pharmastem Therapeutics, Incorporated v. Viacell, Incorporated et al	Plaintiff	Denied	2.60	1/14/2005	Pharma
1:04cv12023	Poweroasis, Inc et al v. Wayport, Inc	Plaintiff	Denied	4.38	1/31/2005	
1:05cv10367	Miller et al v. Treado et al	Plaintiff	Denied	4.28	10/31/2005	
1:08cv12090	Agency for Medical Innovations, Inc. v. THD America, Inc.	Plaintiff	Denied	0.95	2/3/2009	
1:10cv10951	Smith & Nephew, Inc. v. Interlace Medical, Inc.	Defendant	Denied	0.53	7/28/2010	
1:11cv12064	Smith & Nephew, Inc. v. Hologic, Inc.	Plaintiff	Denied	6.41	6/5/2012	
1:12cv10162	Euro-Pro Operating LLC v. Bissell Homecare, Inc. et al	Plaintiff	Denied	1.55	3/14/2012	

Michigan Eastern

The dockets of patent cases in Michigan Eastern were examined to identify decisions on contested motions. The number of decisions found, the number granted, and the number denied are as follows:

Total Decisions: 23

Total Granted: 5 Plaintiff Granted: 5 Defendant Granted: 0

Total Denied: 15 Plaintiff Denied: 13 Defendant Denied: 2

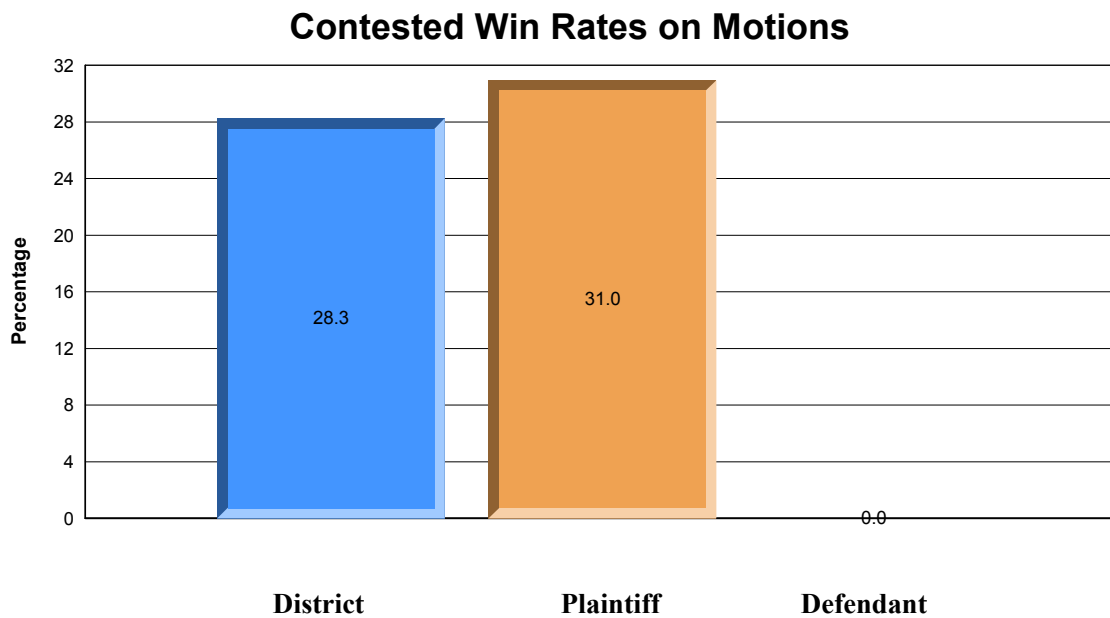
Total Granted in Part, Denied in Part: 3 Plaintiff Granted in Part: 3

Defendant Granted in Part: 0

Plaintiff Win Rate: 31.0%

Defendant Win Rate: 0.0%

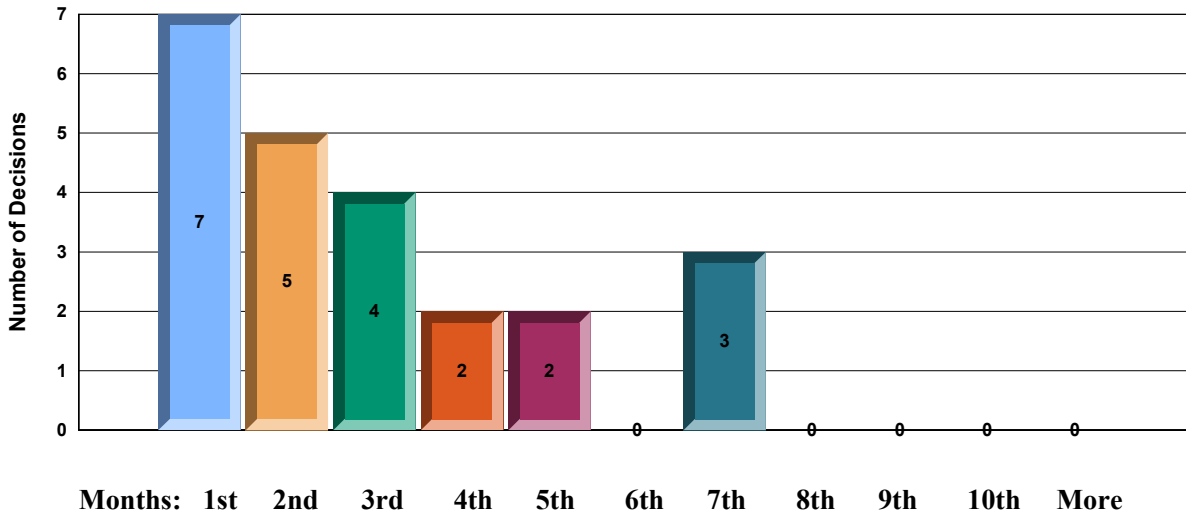
Overall Win Rate: 28.3%



The average time from motion filing to decision was 2.6 months from motion filing. The distribution of times to decision for these motions is illustrated in the chart below.

Distribution of Decisions

For Michigan Eastern



Battani, Marianne

Total Decisions: 2
 Total Granted: 1
 Total Denied: 1
 Total Granted in Part, Denied in Part: 0
 Overall Win Rate: 50.0%
 Average Time to Decision: 4.7 months from motion filing

Case Number	Case Name	Movant	Decision	Pendency	Decision Date	Pharma?
5:03cv60176	Warrior Lacrosse Inc v. J deBeer Son Inc	Plaintiff	Granted	2.70	11/25/2003	
2:11cv15480	Federal-Mogul Corporation et al v. NJT Enterprises et al	Plaintiff	Denied	6.64	8/14/2012	

Borman, Paul

Total Decisions: 1
 Total Granted: 0
 Total Denied: 1
 Total Granted in Part, Denied in Part: 0
 Overall Win Rate: 0.0%
 Average Time to Decision: 1.9 months from motion filing

Case Number	Case Name	Movant	Decision	Pendency	Decision Date	Pharma?
2:01cv71986	Shock Tek L L C v. Trek Bicycle Corp, et al	Plaintiff	Denied	1.94	8/13/2001	

Cleland, Robert

Total Decisions: 2

Total Granted: 0

Total Denied: 1

Total Granted in Part, Denied in Part: 1

Overall Win Rate: 25.0%

Average Time to Decision: 1.4 months from motion filing

Case Number	Case Name	Movant	Decision	Pendency	Decision Date	Pharma?
2:04cv71648	Warrior LaCrosse, Incorporated v. Brine, Incorporated	Plaintiff	Granted in part, Denied in Part	0.23	3/13/2006	
2:03cv70181	Hayes Lemmerz Intl v. Epilogics Grp, et al	Plaintiff	Denied	2.66	9/5/2006	

Cohn, Avern

Total Decisions: 1

Total Granted: 1

Total Denied: 0

Total Granted in Part, Denied in Part: 0

Overall Win Rate: 100.0%

Average Time to Decision: 7.0 months from motion filing

Case Number	Case Name	Movant	Decision	Pendency	Decision Date	Pharma?
2:05cv40188	Novo Nordisk A/S et al v. Caraco Pharmaceutical Laboratories, Limited	Plaintiff	Granted	6.97	9/25/2009	Pharma

Duggan, Patrick

Total Decisions: 1

Total Granted: 0

Total Denied: 1

Total Granted in Part, Denied in Part: 0

Overall Win Rate: 0.0%

Average Time to Decision: 2.9 months from motion filing

Case Number	Case Name	Movant	Decision	Pendency	Decision Date	Pharma?
2:02cv74796	Ralph Gonnocci Trst v. Three M Tool Mach, et al	Plaintiff	Denied	2.86	6/23/2003	

Edmunds, Nancy

Total Decisions: 2

Total Granted: 0

Total Denied: 1

Total Granted in Part, Denied in Part: 1

Overall Win Rate: 25.0%

Average Time to Decision: 1.9 months from motion filing

Case Number	Case Name	Movant	Decision	Pendency	Decision Date	Pharma?
2:04cv71649	Warrior LaCrosse, Incorporated v. Brine, Incorporated	Plaintiff	Granted in part, Denied in Part	0.16	3/29/2006	
2:04cv74668	Amazon Environmental, Incorporated v. Omnicem, L. L. C.	Defendant	Denied	3.65	12/21/2005	

Friedman, Bernard

Total Decisions: 2

Total Granted: 0

Total Denied: 2

Total Granted in Part, Denied in Part: 0

Overall Win Rate: 0.0%

Average Time to Decision: 1.5 months from motion filing

Case Number	Case Name	Movant	Decision	Pendency	Decision Date	Pharma?
2:08cv14455	Crunchkins, Inc. v. Chewed for Thoughts, LLC	Plaintiff	Denied	0.99	3/27/2009	
2:13cv10793	BorgWarner Inc. v. Pierburg, Inc. et al	Plaintiff	Denied	1.94	4/26/2013	

Leitman, Matthew

Total Decisions: 1

Total Granted: 0

Total Denied: 1

Total Granted in Part, Denied in Part: 0

Overall Win Rate: 0.0%

Average Time to Decision: 3.8 months from motion filing

Case Number	Case Name	Movant	Decision	Pendency	Decision Date	Pharma?
2:15cv10628	Ford Motor Company v. Versata Software, Inc., et al	Defendant	Denied	3.78	11/10/2016	

Murphy, Stephen

Total Decisions: 1

Total Granted: 0

Total Denied: 1

Total Granted in Part, Denied in Part: 0

Overall Win Rate: 0.0%

Average Time to Decision: 0.2 months from motion filing

Case Number	Case Name	Movant	Decision	Pendency	Decision Date	Pharma?
2:10cv12492	FieldTurf USA, Inc. et al v. AstroTurf, LLC	Plaintiff	Denied	0.20	7/6/2010	

O'Meara, John

Total Decisions: 5

Total Granted: 1

Total Denied: 4

Total Granted in Part, Denied in Part: 0

Overall Win Rate: 20.0%

Average Time to Decision: 3.1 months from motion filing

Case Number	Case Name	Movant	Decision	Pendency	Decision Date	Pharma?
2:00cv73633	Impco Tech Inc v. GFI Cntl Sys Inc, et al	Plaintiff	Denied	1.22	12/13/2000	
2:02cv74730	Oakwood Energy Mgmt v. Le, et al	Plaintiff	Denied without Prejudice	1.91	6/3/2003	
2:03cv70940	Gen Mtr Corp, et al v. Trans Sys Div, et al	Plaintiff	Denied	4.28	7/21/2003	
2:98cv73335	Teleflex Inc v. Ficosa N Amer Corp, et al	Plaintiff	Denied	1.35	5/18/2000	
5:09cv11602	BorgWarner, Incorporated v. Dorman Products, Incorporated	Plaintiff	Granted	6.51	12/11/2009	

Roberts, Victoria

Total Decisions: 3

Total Granted: 2

Total Denied: 0

Total Granted in Part, Denied in Part: 1

Overall Win Rate: 83.3%

Average Time to Decision: 2.6 months from motion filing

Case Number	Case Name	Movant	Decision	Pendency	Decision Date	Pharma?
2:00cv74894	Hydro Compliance v. Weaver Mfg L L C, et al	Plaintiff	Granted in part, Denied in Part	2.01	2/26/2001	
2:06cv12568	Christiana Industries, Incorporated v. Empire Electronics, Incorporated	Plaintiff	Granted	0.92	7/25/2006	
2:07cv14597	Warrior Sports, Incorporated v. STX, LLC	Plaintiff	Granted	4.77	3/19/2008	

Tarnow, Arthur

Total Decisions: 2

Total Granted: 0

Total Denied: 2

Total Granted in Part, Denied in Part: 0

Overall Win Rate: 0.0%

Average Time to Decision: 1.0 months from motion filing

Case Number	Case Name	Movant	Decision	Pendency	Decision Date	Pharma?
2:00cv72308	Hoy v. Pet Greetings, et al	Plaintiff	Denied	0.95	4/10/2001	
2:08cv11001	RSR Sales, Incorporated v. Alpine Corporation	Plaintiff	Denied	0.99	7/2/2008	

Michigan Western

The dockets of patent cases in Michigan Western were examined to identify decisions on contested motions. The number of decisions found, the number granted, and the number denied are as follows:

Total Decisions: 6

Total Granted: 1 Plaintiff Granted: 1 Defendant Granted: 0

Total Denied: 4 Plaintiff Denied: 4 Defendant Denied: 0

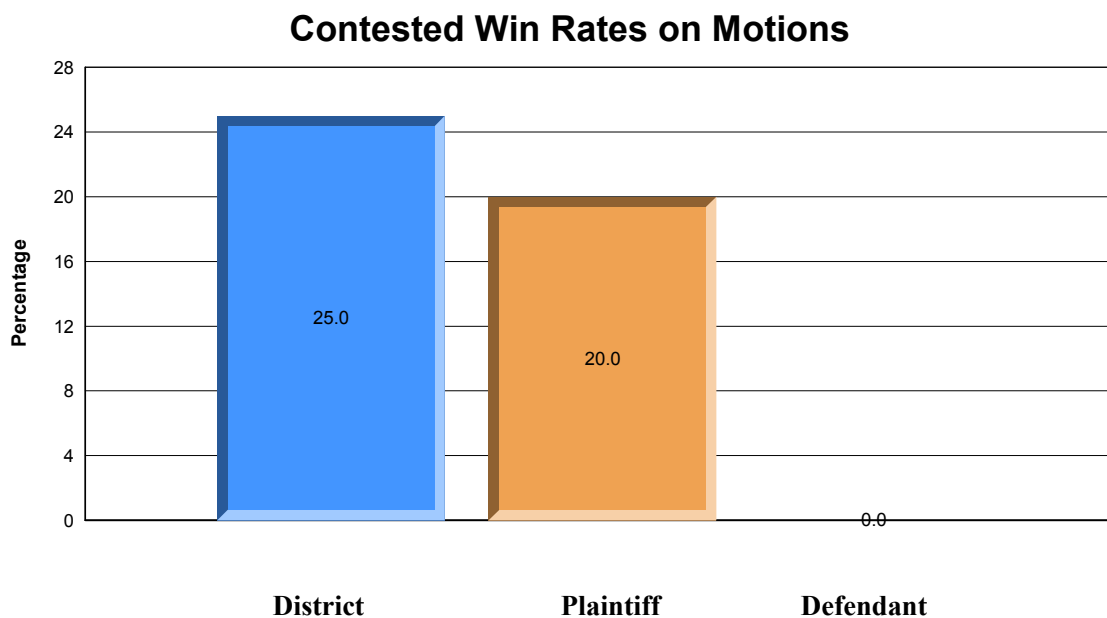
Total Granted in Part, Denied in Part: 1 Plaintiff Granted in Part: 0

Defendant Granted in Part: 1

Plaintiff Win Rate: 20.0%

Defendant Win Rate: 0.0%

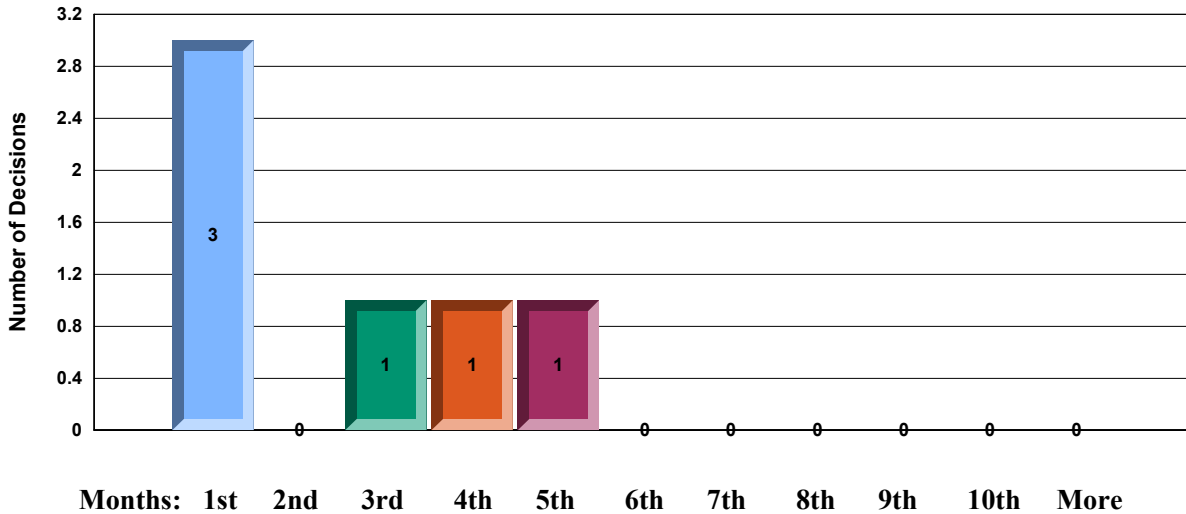
Overall Win Rate: 25.0%



The average time from motion filing to decision was 1.8 months from motion filing. The distribution of times to decision for these motions is illustrated in the chart below.

Distribution of Decisions

For Michigan Western



Bell, Robert

Total Decisions: 2
 Total Granted: 0
 Total Denied: 1
 Total Granted in Part, Denied in Part: 1
 Overall Win Rate: 25.0%
 Average Time to Decision: 1.9 months from motion filing

Case Number	Case Name	Movant	Decision	Pendency	Decision Date	Pharma?
1:01cv00677	Robinson Laboratories, Inc. v. ALS Enterprises, Inc.	Defendant	Granted in part, Denied in Part	2.73	2/6/2002	
1:01cv00677	Robinson Laboratories, Inc. v. ALS Enterprises, Inc.	Plaintiff	Denied	0.99	2/6/2002	

Maloney, Paul

Total Decisions: 1
 Total Granted: 0
 Total Denied: 1
 Total Granted in Part, Denied in Part: 0
 Overall Win Rate: 0.0%
 Average Time to Decision: 4.0 months from motion filing

Case Number	Case Name	Movant	Decision	Pendency	Decision Date	Pharma?
1:08cv00289	Lacks Industries, Inc. v. McKechnie Vehicle Components USA, Inc.	Plaintiff	Denied	4.05	7/23/2010	

Neff, Janet

Total Decisions: 1

Total Granted: 0

Total Denied: 1

Total Granted in Part, Denied in Part: 0

Overall Win Rate: 0.0%

Average Time to Decision: 0.0 months from motion filing

Case Number	Case Name	Movant	Decision	Pendency	Decision Date	Pharma?
1:13cv00555	AP Products, Inc. v. Chestnut	Plaintiff	Denied without Prejudice	0.00	5/21/2013	

Quist, Gordon

Total Decisions: 2

Total Granted: 1

Total Denied: 1

Total Granted in Part, Denied in Part: 0

Overall Win Rate: 50.0%

Average Time to Decision: 1.6 months from motion filing

Case Number	Case Name	Movant	Decision	Pendency	Decision Date	Pharma?
1:02cv00058	Shane Group, Inc., The v. BCI Burke Company, L.L.C.	Plaintiff	Denied	3.09	8/12/2002	
1:07cv00191	Mid-American Products, Inc. v. 21st Century Plastics, Inc.	Plaintiff	Granted	0.10	4/16/2007	

Minnesota

The dockets of patent cases in Minnesota were examined to identify decisions on contested motions. The number of decisions found, the number granted, and the number denied are as follows:

Total Decisions: 44

Total Granted: 11 Plaintiff Granted: 11 Defendant Granted: 0

Total Denied: 31 Plaintiff Denied: 28 Defendant Denied: 3

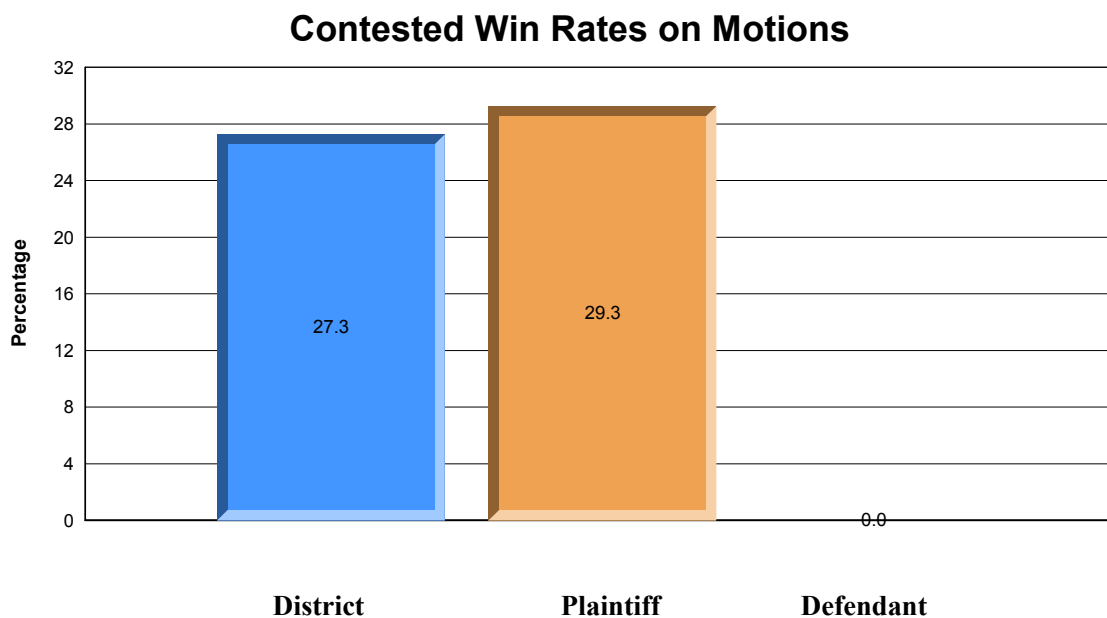
Total Granted in Part, Denied in Part: 2 Plaintiff Granted in Part: 2

Defendant Granted in Part: 0

Plaintiff Win Rate: 29.3%

Defendant Win Rate: 0.0%

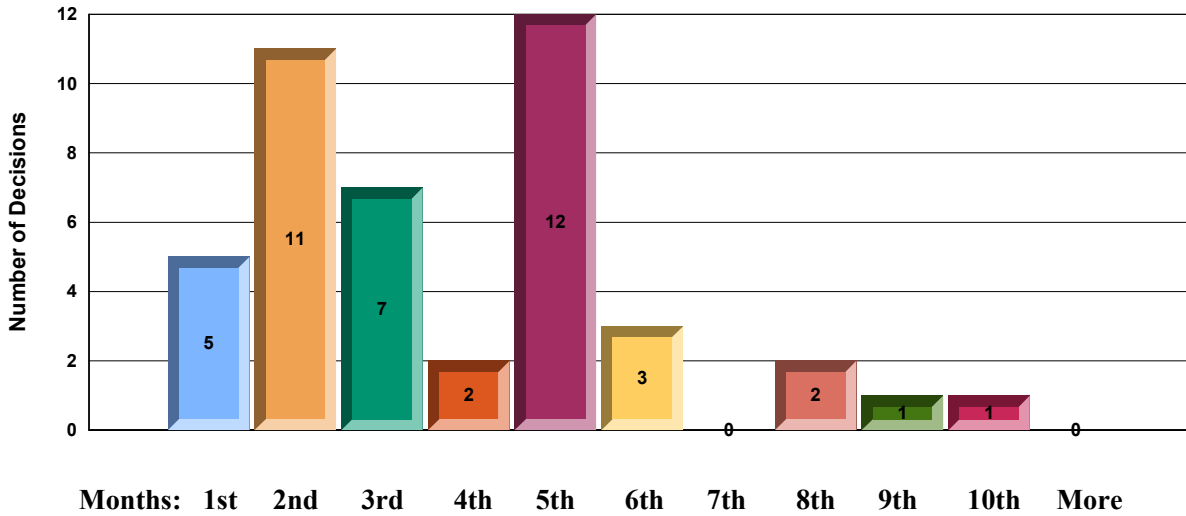
Overall Win Rate: 27.3%



The average time from motion filing to decision was 3.3 months from motion filing. The distribution of times to decision for these motions is illustrated in the chart below.

Distribution of Decisions

For Minnesota



Davis, Michael

Total Decisions: 6

Total Granted: 0

Total Denied: 6

Total Granted in Part, Denied in Part: 0

Overall Win Rate: 0.0%

Average Time to Decision: 2.1 months from motion filing

Case Number	Case Name	Movant	Decision	Pendency	Decision Date	Pharma?
0:04cv00968	CNS, Inc. et al v. Silver Eagle Labs, Inc.	Plaintiff	Denied	0.30	4/2/2004	
0:99cv00013	Minnesota Mining, et al v. Alphapharm Pty. Ltd.	Plaintiff	Denied	0.43	3/8/2002	
0:10cv00064	John Mezzalingua Associates, Inc. v. Pace Electronics, Inc. et al	Plaintiff	Denied	1.61	5/6/2010	
0:10cv00064	John Mezzalingua Associates, Inc. v. Pace Electronics, Inc. et al	Plaintiff	Denied	2.30	5/6/2010	
0:10cv02630	3M Company et al v. Avery Dennison Corporation	Plaintiff	Denied	4.80	12/21/2010	
0:11cv01404	Medtronic, Inc. et al v. Brasseler USA, Inc.	Plaintiff	Denied	3.03	10/14/2011	

Doty, David

Total Decisions: 6

Total Granted: 3

Total Denied: 3

Total Granted in Part, Denied in Part: 0

Overall Win Rate: 50.0%

Average Time to Decision: 3.1 months from motion filing

Case Number	Case Name	Movant	Decision	Pendency	Decision Date	Pharma?
0:01cv00983	Advanced Comm Design v. Premier Retail	Plaintiff	Granted	4.18	2/21/2002	
0:03cv02848	Travelers Express v. Transaction Tracking	Plaintiff	Denied	4.70	11/7/2003	
0:99cv01181	Rocket Aerohead Corp, et al v. New Archery Products, et al	Plaintiff	Granted	0.92	5/2/2000	
0:99cv01652	Decade Industries v. Wood Technology, Inc	Plaintiff	Granted	1.38	6/21/2000	
0:01cv01781	3M Innovative Prop, et al v. Avery-Dennison	Plaintiff	Denied	4.51	2/19/2002	
0:03cv01183	Diversified Dynamics v. Wagner Spray Tech	Plaintiff	Denied	2.63	6/6/2003	

Ericksen, Joan

Total Decisions: 5

Total Granted: 1

Total Denied: 4

Total Granted in Part, Denied in Part: 0

Overall Win Rate: 20.0%

Average Time to Decision: 4.1 months from motion filing

Case Number	Case Name	Movant	Decision	Pendency	Decision Date	Pharma?
0:03cv02477	CIMA Labs Inc, et al v. KV Pharmaceutical Co, et al	Plaintiff	Granted	9.41	3/2/2004	Pharma
0:05cv02972	Biopolymer Engineering, Inc., v. Immudyne, Inc	Plaintiff	Denied	1.48	5/1/2006	
0:05cv02879	Allan Block Corporation v. County Materials Corp. et al	Plaintiff	Denied	4.24	10/30/2006	
0:05cv02879	Allan Block Corporation v. County Materials Corp. et al	Plaintiff	Denied	2.24	12/10/2007	
0:09cv01091	Aviva Sports, Inc. v. Fingerhut Direct Marketing, Inc. et al	Plaintiff	Denied	3.03	5/25/2010	

Frank, Donovan

Total Decisions: 4

Total Granted: 2

Total Denied: 2

Total Granted in Part, Denied in Part: 0

Overall Win Rate: 50.0%

Average Time to Decision: 2.2 months from motion filing

Case Number	Case Name	Movant	Decision	Pendency	Decision Date	Pharma?
0:01cv00601	SMASH, LLC v. New England Pottery	Plaintiff	Granted	2.04	10/15/2001	
0:05cv02081	Fair Isaac Corporation v. International Business Machines Corporation	Plaintiff	Denied	4.57	3/16/2006	
0:07cv01799	Quantronix, Inc. v. Data Trak Technologies, Inc. et al	Plaintiff	Granted	1.68	8/1/2007	
0:07cv03668	Imation Corporation v. Koninklijke Philips Electronics N.V. et al	Plaintiff	Denied	0.49	5/14/2008	

Kyle, Richard

Total Decisions: 3

Total Granted: 0

Total Denied: 3

Total Granted in Part, Denied in Part: 0

Overall Win Rate: 0.0%

Average Time to Decision: 2.8 months from motion filing

Case Number	Case Name	Movant	Decision	Pendency	Decision Date	Pharma?
0:01cv01604	Robinson Labs Inc v. Walls Industries Inc	Plaintiff	Denied	5.36	2/28/2002	
0:03cv02231	Ecolab, Inc. v. JohnsonDiversey	Plaintiff	Denied	2.04	5/29/2003	
0:04cv02663	Vision-Ease Lens Inc, et al v. Essilor International SA et al	Plaintiff	Denied	0.99	6/10/2004	

Magnuson, Paul

Total Decisions: 4

Total Granted: 1

Total Denied: 3

Total Granted in Part, Denied in Part: 0

Overall Win Rate: 25.0%

Average Time to Decision: 1.8 months from motion filing

Case Number	Case Name	Movant	Decision	Pendency	Decision Date	Pharma?
0:03cv03488	Dane Industries, Inc v. Ameritek Industries, et al	Plaintiff	Denied	4.01	11/24/2003	
0:00cv02509	Biopolymer Engineer v. High Performance	Plaintiff	Granted	1.15	3/9/2001	Pharma
0:03cv03377	Bou-Matic LLC, et al v. A & L Laboratories, et al	Plaintiff	Denied	1.15	7/22/2003	
0:03cv03377	Bou-Matic LLC, et al v. A & L Laboratories, et al	Defendant	Denied	1.05	7/22/2003	

Montgomery, Ann

Total Decisions: 6

Total Granted: 1

Total Denied: 5

Total Granted in Part, Denied in Part: 0

Overall Win Rate: 16.7%

Average Time to Decision: 2.8 months from motion filing

Case Number	Case Name	Movant	Decision	Pendency	Decision Date	Pharma?
0:00cv00284	Cargo Protectors Inc v. Amerian Lock Company	Plaintiff	Denied	1.05	4/11/2000	
0:04cv01075	Toro Company, The v. Rain Bird Corporation et al	Plaintiff	Denied	2.96	5/27/2004	
0:99cv00551	Olson Mfg Co v. Schwing America, et al	Defendant	Denied	1.97	2/4/2000	
0:10cv04110	Global Traffic Technologies, LLC v. Emtrac Systems, Inc. et al	Plaintiff	Granted	1.45	11/8/2013	
0:13cv02359	Pictometry International Corporation v. Geospan Corporation	Plaintiff	Denied	5.26	4/21/2014	
0:15cv01246	Rudolph Technologies, Inc v. Camtek Ltd.	Plaintiff	Denied	4.21	8/26/2015	

Nelson, Susan

Total Decisions: 2

Total Granted: 1

Total Denied: 1

Total Granted in Part, Denied in Part: 0

Overall Win Rate: 50.0%

Average Time to Decision: 4.8 months from motion filing

Case Number	Case Name	Movant	Decision	Pendency	Decision Date	Pharma?
0:14cv03103	Luminara Worldwide, LLC v. Liown Electronics Co. Ltd. et al	Plaintiff	Granted	4.77	4/20/2015	
0:14cv03103	Luminara Worldwide, LLC v. Liown Electronics Co. Ltd. et al	Plaintiff	Denied without Prejudice	4.84	3/3/2017	

Schiltz, Patrick

Total Decisions: 4

Total Granted: 0

Total Denied: 3

Total Granted in Part, Denied in Part: 1

Overall Win Rate: 12.5%

Average Time to Decision: 3.9 months from motion filing

Case Number	Case Name	Movant	Decision	Pendency	Decision Date	Pharma?
0:07cv00246	Torspo Hockey International, Inc. v. Kor Hockey Ltd.	Defendant	Denied	4.70	6/18/2007	
0:10cv03989	BreathableBaby, LLC v. Summer Infant, Inc.	Plaintiff	Denied	2.57	3/1/2011	
0:10cv04085	Keystone Retaining Wall Systems, Inc. v. Basalite Concrete Products, LLC et al	Plaintiff	Denied without Prejudice	1.38	2/23/2011	
0:10cv04085	Keystone Retaining Wall Systems, Inc. v. Basalite Concrete Products, LLC et al	Plaintiff	Granted in part, Denied in Part	7.14	12/19/2011	

Tunheim, John

Total Decisions: 4

Total Granted: 2

Total Denied: 1

Total Granted in Part, Denied in Part: 1

Overall Win Rate: 62.5%

Average Time to Decision: 6.6 months from motion filing

Case Number	Case Name	Movant	Decision	Pendency	Decision Date	Pharma?
0:04cv01017	Fargo Electronics Inc. v. Iris, Ltd., Inc.	Plaintiff	Granted in part, Denied in Part	8.91	3/8/2005	
0:04cv03994	C&A Pro v. Pride Solutions	Plaintiff	Granted	4.28	1/17/2005	
0:09cv01619	Travel Tags, Inc. v. UV Color, Inc., et al.	Plaintiff	Denied	7.14	2/2/2010	
0:13cv01172	Vascular Solutions, Inc. v. Boston Scientific Corporation	Plaintiff	Granted	5.99	12/9/2013	

Missouri Eastern

The dockets of patent cases in Missouri Eastern were examined to identify decisions on contested motions. The number of decisions found, the number granted, and the number denied are as follows:

Total Decisions: 8

Total Granted: 4 Plaintiff Granted: 4 Defendant Granted: 0

Total Denied: 3 Plaintiff Denied: 3 Defendant Denied: 0

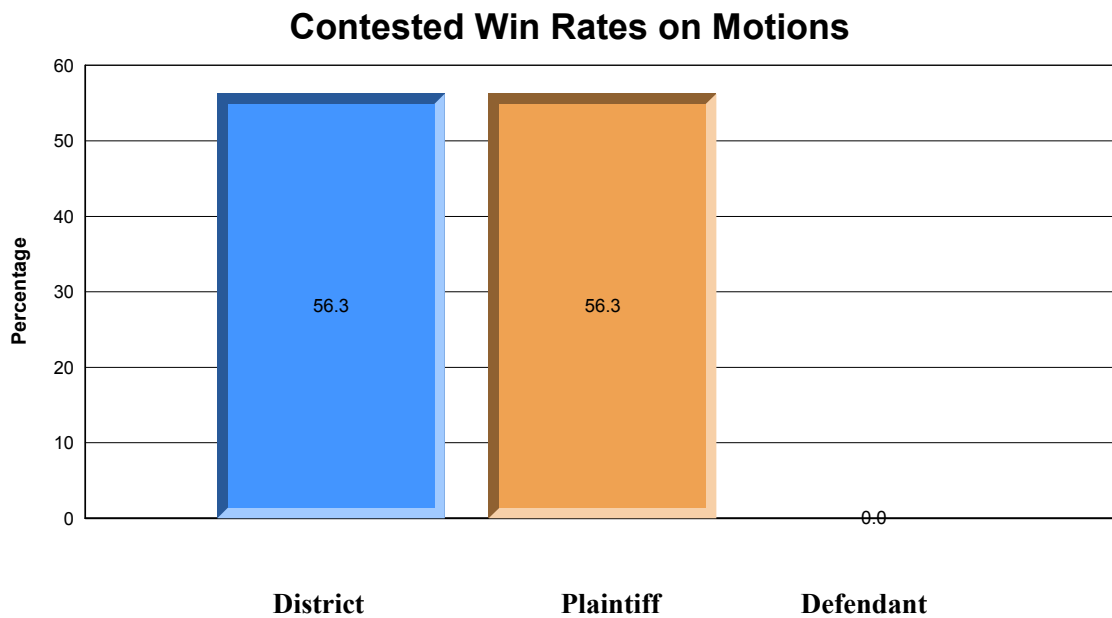
Total Granted in Part, Denied in Part: 1 Plaintiff Granted in Part: 1

Defendant Granted in Part: 0

Plaintiff Win Rate: 56.3%

Defendant Win Rate: 0.0%

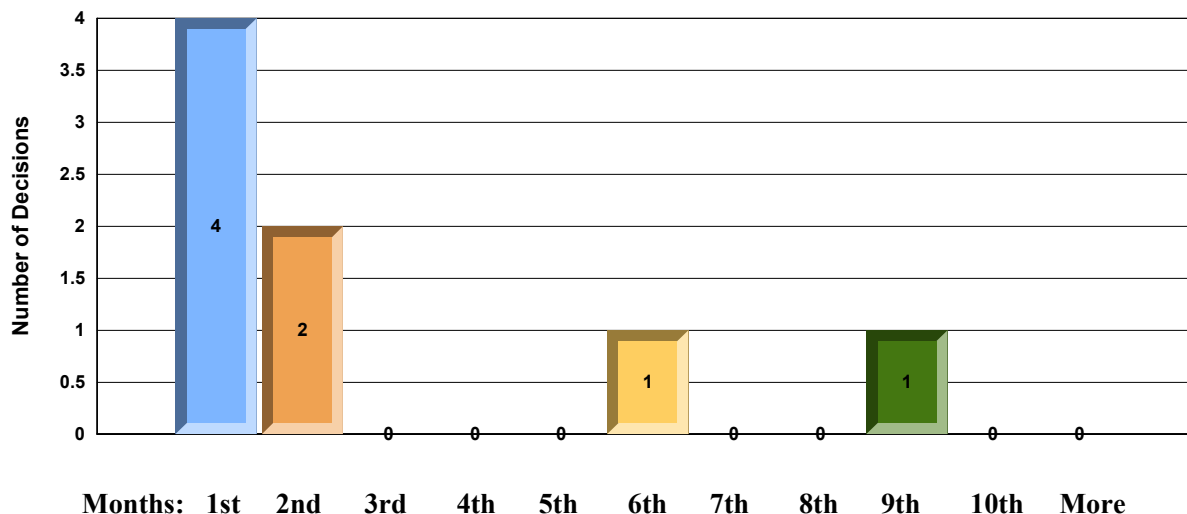
Overall Win Rate: 56.3%



The average time from motion filing to decision was 2.3 months from motion filing. The distribution of times to decision for these motions is illustrated in the chart below.

Distribution of Decisions

For Missouri Eastern



Hamilton, Jean

Total Decisions: 1
 Total Granted: 0
 Total Denied: 1
 Total Granted in Part, Denied in Part: 0
 Overall Win Rate: 0.0%
 Average Time to Decision: 0.1 months from motion filing

Case Number	Case Name	Movant	Decision	Pendency	Decision Date	Pharma?
4:05cv01344	Clark v. Crues et al	Plaintiff	Denied	0.13	8/29/2005	

Jackson, Carol

Total Decisions: 3
 Total Granted: 1
 Total Denied: 1
 Total Granted in Part, Denied in Part: 1
 Overall Win Rate: 50.0%
 Average Time to Decision: 5.1 months from motion filing

Case Number	Case Name	Movant	Decision	Pendency	Decision Date	Pharma?
4:00cv00070	Bancorp Services LLC v. Hartford Life Ins., et al	Plaintiff	Denied	8.06	11/15/2000	
4:00cv01636	Monsanto Company v. Nelson, et al	Plaintiff	Granted	5.89	9/10/2001	
4:07cv01947	World Wide Stationery Manufacturing Co., LTD. v. U. S. Ring Binder, L.P.	Plaintiff	Granted in part, Denied in Part	1.48	4/3/2009	

Perry, Catherine

Total Decisions: 1

Total Granted: 1

Total Denied: 0

Total Granted in Part, Denied in Part: 0

Overall Win Rate: 100.0%

Average Time to Decision: 0.8 months from motion filing

Case Number	Case Name	Movant	Decision	Pendency	Decision Date	Pharma?
4:00cv00084	Monsanto Company v. McFarling	Plaintiff	Granted	0.76	4/18/2001	

Shaw, Charles

Total Decisions: 1

Total Granted: 0

Total Denied: 1

Total Granted in Part, Denied in Part: 0

Overall Win Rate: 0.0%

Average Time to Decision: 1.7 months from motion filing

Case Number	Case Name	Movant	Decision	Pendency	Decision Date	Pharma?
4:06cv00023	Furminator, Inc. v. Ontel Products Corp. et al	Plaintiff	Denied	1.71	3/17/2006	

Webber, E.

Total Decisions: 2

Total Granted: 2

Total Denied: 0

Total Granted in Part, Denied in Part: 0

Overall Win Rate: 100.0%

Average Time to Decision: 0.2 months from motion filing

Case Number	Case Name	Movant	Decision	Pendency	Decision Date	Pharma?
4:03cv00286	Medicine Shoppe Intl v. Osborn Pharm of IN, et al	Plaintiff	Granted	0.10	3/10/2003	Pharma
4:08cv00367	Furminator, Inc., et al. v. Munchkin Inc., et al.	Plaintiff	Granted	0.26	9/10/2009	

Missouri Western

The dockets of patent cases in Missouri Western were examined to identify decisions on contested motions. The number of decisions found, the number granted, and the number denied are as follows:

Total Decisions: 6

Total Granted: 2 Plaintiff Granted: 2 Defendant Granted: 0

Total Denied: 4 Plaintiff Denied: 4 Defendant Denied: 0

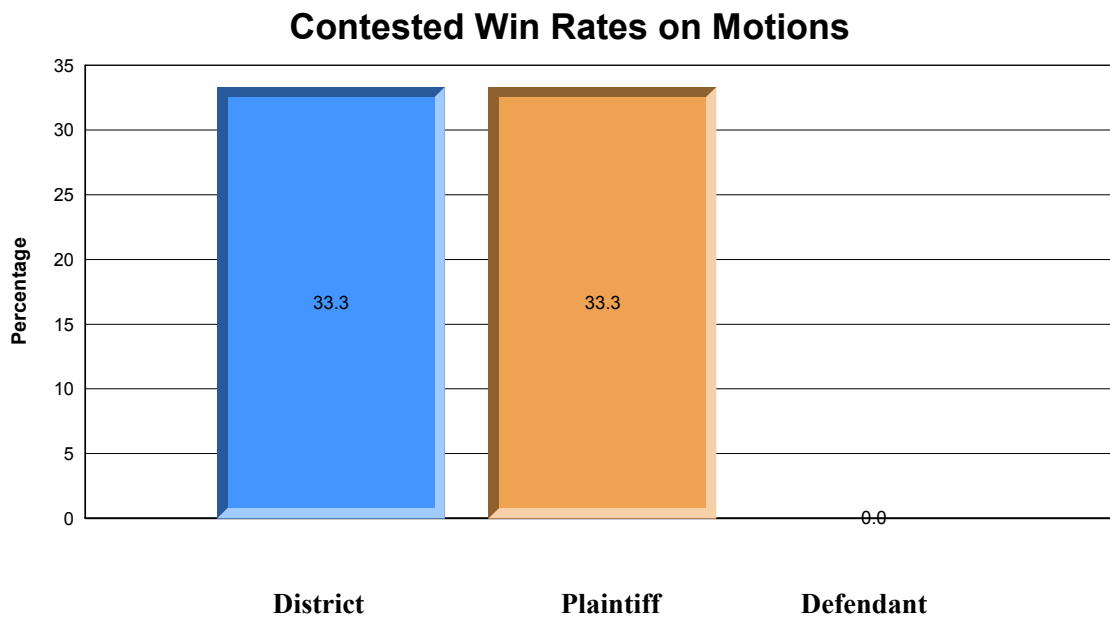
Total Granted in Part, Denied in Part: 0 Plaintiff Granted in Part: 0

Defendant Granted in Part: 0

Plaintiff Win Rate: 33.3%

Defendant Win Rate: 0.0%

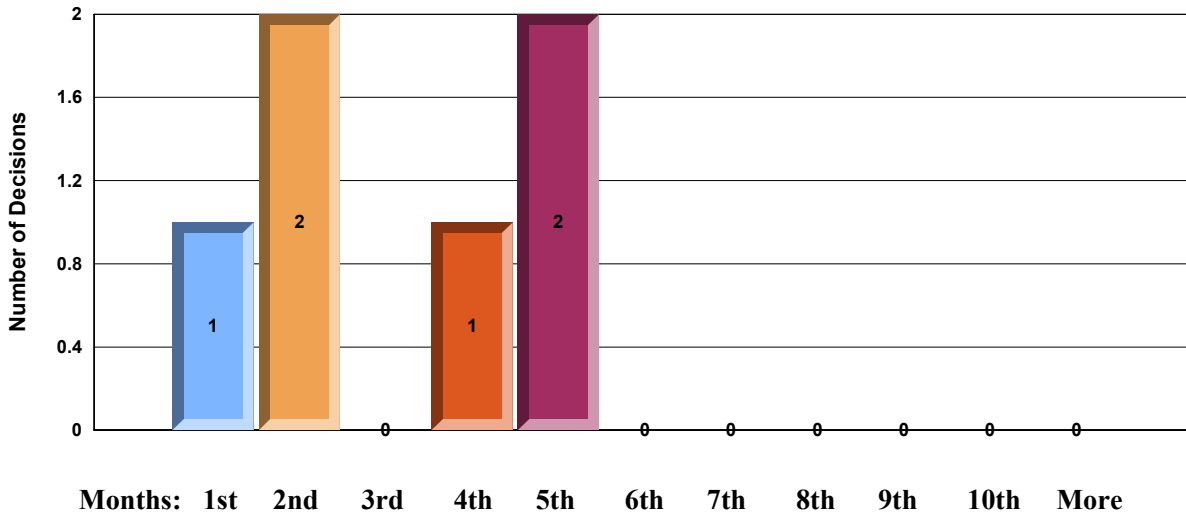
Overall Win Rate: 33.3%



The average time from motion filing to decision was 2.7 months from motion filing. The distribution of times to decision for these motions is illustrated in the chart below.

Distribution of Decisions

For Missouri Western



Harpool, M.

Total Decisions: 1
 Total Granted: 0
 Total Denied: 1
 Total Granted in Part, Denied in Part: 0
 Overall Win Rate: 0.0%
 Average Time to Decision: 1.5 months from motion filing

Case Number	Case Name	Movant	Decision	Pendency	Decision Date	Pharma?
2:15cv04095	Suppes v. Curators of the University of Missouri	Plaintiff	Denied	1.51	8/3/2015	

Laughrey, Nanette

Total Decisions: 1
 Total Granted: 0
 Total Denied: 1
 Total Granted in Part, Denied in Part: 0
 Overall Win Rate: 0.0%
 Average Time to Decision: 4.2 months from motion filing

Case Number	Case Name	Movant	Decision	Pendency	Decision Date	Pharma?
4:00cv00329	Laporte Pigments, Inc. et al v. Axel J., LP et al	Plaintiff	Denied	4.24	8/18/2000	

Sachs, Howard

Total Decisions: 1
 Total Granted: 0
 Total Denied: 1
 Total Granted in Part, Denied in Part: 0
 Overall Win Rate: 0.0%
 Average Time to Decision: 3.2 months from motion filing

Case Number	Case Name	Movant	Decision	Pendency	Decision Date	Pharma?
4:00cv01215	Quali-Tech, Inc v. Fournier	Plaintiff	Denied	3.19	3/12/2001	

Smith, Ortrie

Total Decisions: 1
 Total Granted: 0
 Total Denied: 1
 Total Granted in Part, Denied in Part: 0
 Overall Win Rate: 0.0%
 Average Time to Decision: 4.8 months from motion filing

Case Number	Case Name	Movant	Decision	Pendency	Decision Date	Pharma?
4:13cv00116	Deflecto, LLC v. Dundas*Jafine Inc.	Plaintiff	Denied	4.77	10/30/2013	

Whipple, Dean

Total Decisions: 2
 Total Granted: 2
 Total Denied: 0
 Total Granted in Part, Denied in Part: 0
 Overall Win Rate: 100.0%
 Average Time to Decision: 1.2 months from motion filing

Case Number	Case Name	Movant	Decision	Pendency	Decision Date	Pharma?
4:04cv00063	Hallmark Cards, Inc. v. Group One Ltd	Plaintiff	Granted	0.76	4/15/2004	
4:05cv00697	Shinn Fu Company of America, Inc. et al v. Jordan Equipment Company	Plaintiff	Granted	1.58	12/22/2005	

Montana

The dockets of patent cases in Montana were examined to identify decisions on contested motions. The number of decisions found, the number granted, and the number denied are as follows:

Total Decisions: 3

Total Granted: 1 Plaintiff Granted: 1 Defendant Granted: 0

Total Denied: 2 Plaintiff Denied: 2 Defendant Denied: 0

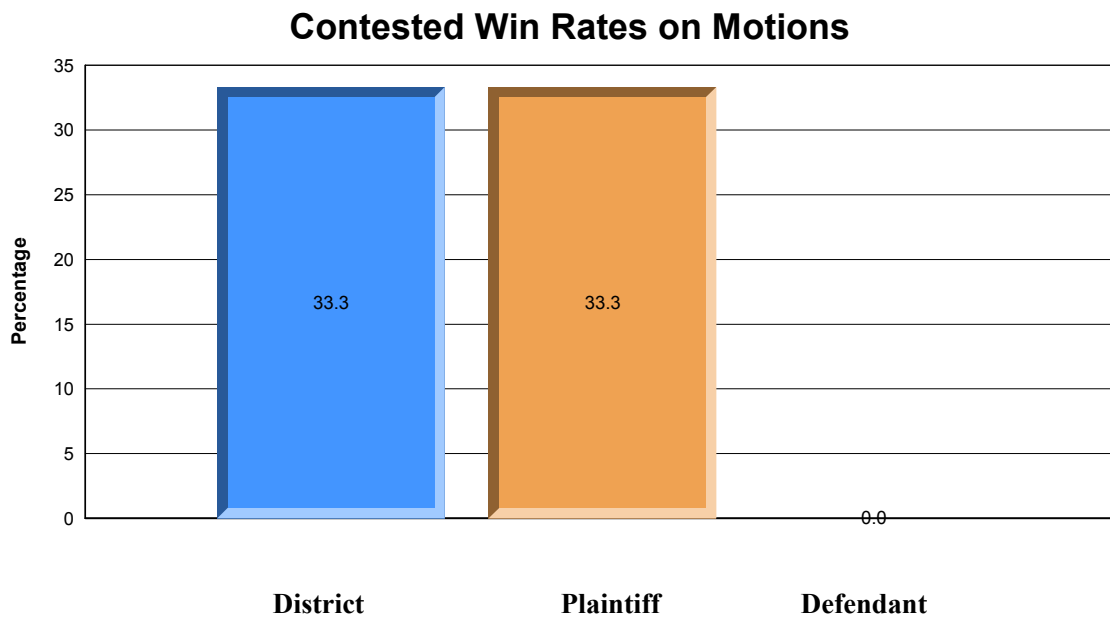
Total Granted in Part, Denied in Part: 0 Plaintiff Granted in Part: 0

Defendant Granted in Part: 0

Plaintiff Win Rate: 33.3%

Defendant Win Rate: 0.0%

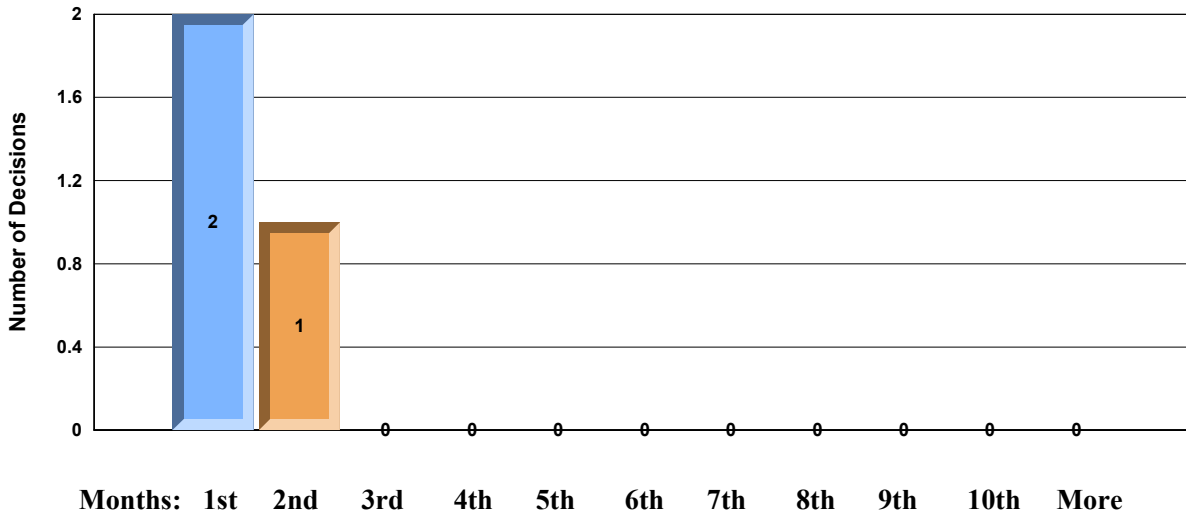
Overall Win Rate: 33.3%



The average time from motion filing to decision was 0.6 months from motion filing. The distribution of times to decision for these motions is illustrated in the chart below.

Distribution of Decisions

For Montana



Haddon, Sam

Total Decisions: 3

Total Granted: 1

Total Denied: 2

Total Granted in Part, Denied in Part: 0

Overall Win Rate: 33.3%

Average Time to Decision: 0.6 months from motion filing

Case Number	Case Name	Movant	Decision	Pendency	Decision Date	Pharma?
1:13cv00036	Trebro Manufacturing v. Firefly Equipment et al	Plaintiff	Denied without Prejudice	0.10	4/14/2014	
1:13cv00036	Trebro Manufacturing v. Firefly Equipment et al	Plaintiff	Denied without Prejudice	0.03	5/29/2014	
1:13cv00036	Trebro Manufacturing v. Firefly Equipment et al	Plaintiff	Granted	1.61	7/18/2014	

Nebraska

The dockets of patent cases in Nebraska were examined to identify decisions on contested motions. The number of decisions found, the number granted, and the number denied are as follows:

Total Decisions: 6

Total Granted: 5 Plaintiff Granted: 5 Defendant Granted: 0

Total Denied: 1 Plaintiff Denied: 1 Defendant Denied: 0

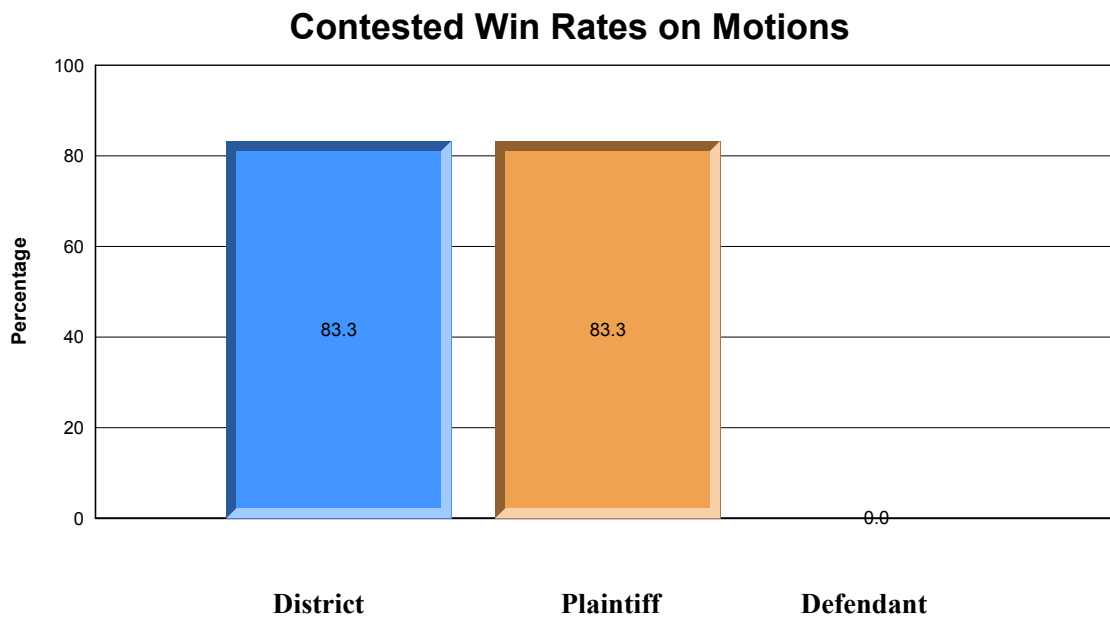
Total Granted in Part, Denied in Part: 0 Plaintiff Granted in Part: 0

Defendant Granted in Part: 0

Plaintiff Win Rate: 83.3%

Defendant Win Rate: 0.0%

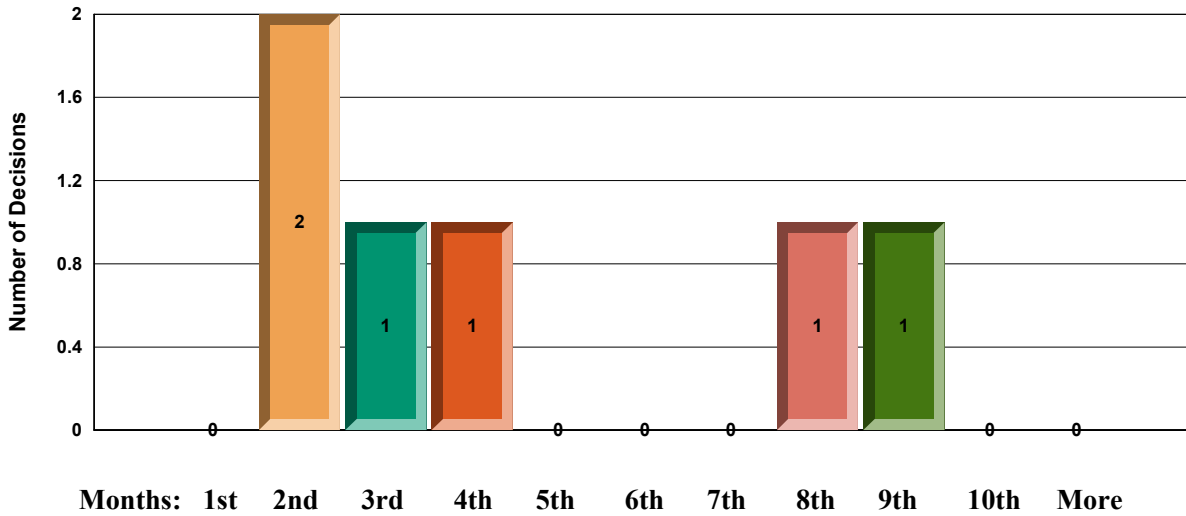
Overall Win Rate: 83.3%



The average time from motion filing to decision was 4.2 months from motion filing. The distribution of times to decision for these motions is illustrated in the chart below.

Distribution of Decisions

For Nebraska



Bataillon, Joseph

Total Decisions: 5

Total Granted: 4

Total Denied: 1

Total Granted in Part, Denied in Part: 0

Overall Win Rate: 80.0%

Average Time to Decision: 4.5 months from motion filing

Case Number	Case Name	Movant	Decision	Pendency	Decision Date	Pharma?
8:01cv00279	Toro, et al v. Scag Power Equipment, et al	Plaintiff	Denied	8.72	2/5/2002	
8:06cv00050	GP Industries v. Eran Industries et al	Plaintiff	Granted	7.30	11/8/2006	
8:13cv00215	Activision TV, Inc. v. Pinnacle Bancorp, Inc.	Plaintiff	Granted	1.38	9/30/2013	
8:13cv00215	Activision TV, Inc. v. Pinnacle Bancorp, Inc.	Plaintiff	Granted	3.22	1/14/2014	
8:13cv00215	Activision TV, Inc. v. Pinnacle Bancorp, Inc.	Plaintiff	Granted	1.84	1/14/2014	

Strom, Lyle

Total Decisions: 1

Total Granted: 1

Total Denied: 0

Total Granted in Part, Denied in Part: 0

Overall Win Rate: 100.0%

Average Time to Decision: 2.8 months from motion filing

Case Number	Case Name	Movant	Decision	Pendency	Decision Date	Pharma?
8:03cv00223	International Seal Company v. Universal Motion Components	Plaintiff	Granted	2.80	10/22/2003	

Nevada

The dockets of patent cases in Nevada were examined to identify decisions on contested motions. The number of decisions found, the number granted, and the number denied are as follows:

Total Decisions: 28

Total Granted: 13 Plaintiff Granted: 13 Defendant Granted: 0

Total Denied: 15 Plaintiff Denied: 15 Defendant Denied: 0

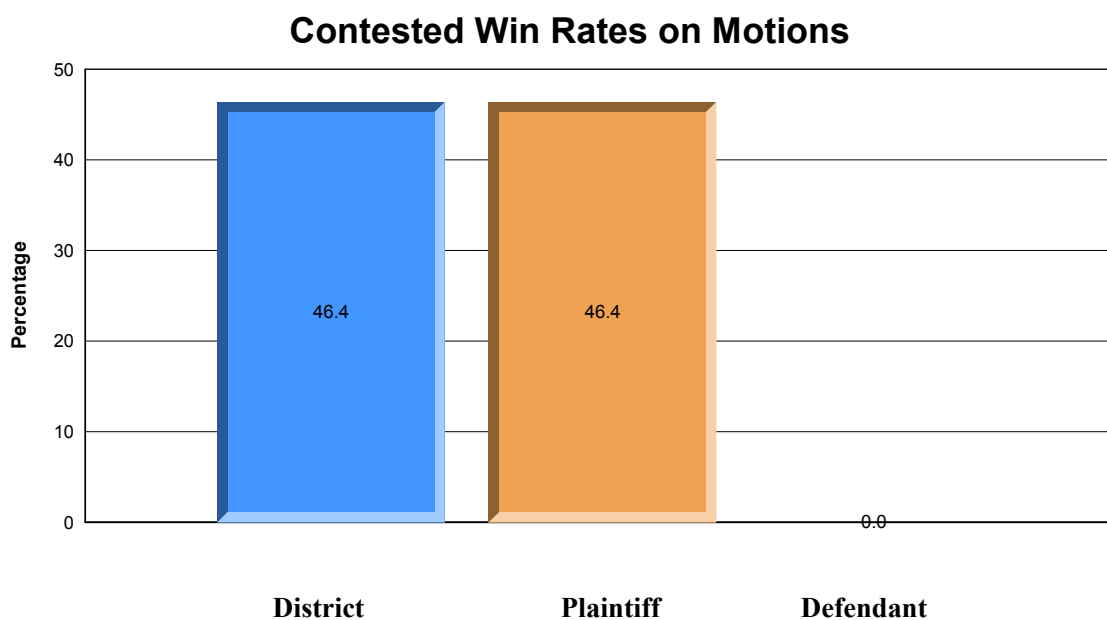
Total Granted in Part, Denied in Part: 0 Plaintiff Granted in Part: 0

Defendant Granted in Part: 0

Plaintiff Win Rate: 46.4%

Defendant Win Rate: 0.0%

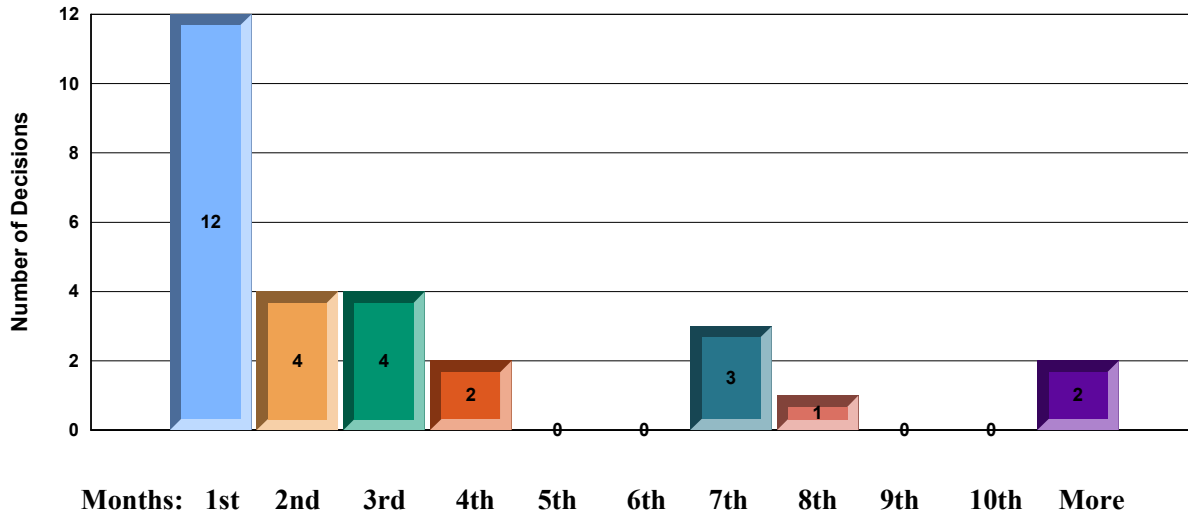
Overall Win Rate: 46.4%



The average time from motion filing to decision was 2.6 months from motion filing. The distribution of times to decision for these motions is illustrated in the chart below.

Distribution of Decisions

For Nevada



Boulware, Richard

Total Decisions: 1
 Total Granted: 1
 Total Denied: 0
 Total Granted in Part, Denied in Part: 0
 Overall Win Rate: 100.0%
 Average Time to Decision: 0.3 months from motion filing

Case Number	Case Name	Movant	Decision	Pendency	Decision Date	Pharma?
2:16cv02851	Equalia, LLC, et al v. Kushgo LLC et al	Plaintiff	Granted	0.33	1/20/2017	

Dawson, Kent

Total Decisions: 4

Total Granted: 2

Total Denied: 2

Total Granted in Part, Denied in Part: 0

Overall Win Rate: 50.0%

Average Time to Decision: 5.8 months from motion filing

Case Number	Case Name	Movant	Decision	Pendency	Decision Date	Pharma?
2:04cv00606	AGIO International Company, LTD., etal VS Bond Manufacturing Company, etal	Plaintiff	Granted	0.56	5/28/2004	
2:05cv00610	Home Gambling Network, Inc., etal VS Chris Piche, etal	Plaintiff	Denied	10.36	3/27/2006	
2:05cv00610	Home Gambling Network, Inc., etal VS Chris Piche, etal	Plaintiff	Denied	10.03	3/27/2006	
2:02cv01380	Seacure, Inc., vs. Quattroti Dentech, S.R.L.	Plaintiff	Granted	2.07	12/20/2002	

Dorsey, Jennifer

Total Decisions: 1

Total Granted: 0

Total Denied: 1

Total Granted in Part, Denied in Part: 0

Overall Win Rate: 0.0%

Average Time to Decision: 3.7 months from motion filing

Case Number	Case Name	Movant	Decision	Pendency	Decision Date	Pharma?
2:14cv00715	Gita Green, Inc. v. WePe Industry, L.L.C., et al	Plaintiff	Denied	3.65	9/16/2014	

Gordon, Andrew

Total Decisions: 1

Total Granted: 1

Total Denied: 0

Total Granted in Part, Denied in Part: 0

Overall Win Rate: 100.0%

Average Time to Decision: 0.4 months from motion filing

Case Number	Case Name	Movant	Decision	Pendency	Decision Date	Pharma?
2:16cv00311	Nike, Inc. v. Fujian Bestwinn (China) Industry Co., Ltd.	Plaintiff	Granted	0.39	2/29/2016	

Hicks, Larry

Total Decisions: 3

Total Granted: 0

Total Denied: 3

Total Granted in Part, Denied in Part: 0

Overall Win Rate: 0.0%

Average Time to Decision: 4.8 months from motion filing

Case Number	Case Name	Movant	Decision	Pendency	Decision Date	Pharma?
2:01cv00748	HOME GAMBLING NETWORK, INC. v. DR. STANLEY HO, et al.	Plaintiff	Denied	6.32	4/29/2002	
3:10cv00737	Light Guard Systems, Inc vs Spot Devices, Inc.	Plaintiff	Denied	7.93	7/22/2011	
3:08cv00116	Duramed Pharmaceuticals, Inc. v. Watson Laboratories, Inc. et al	Plaintiff	Denied	0.23	6/16/2011	Pharma

Hunt, Roger

Total Decisions: 3

Total Granted: 0

Total Denied: 3

Total Granted in Part, Denied in Part: 0

Overall Win Rate: 0.0%

Average Time to Decision: 0.8 months from motion filing

Case Number	Case Name	Movant	Decision	Pendency	Decision Date	Pharma?
2:02cv00850	DIONEX CORPORATION V APPLIED SEPARATIONS INC.	Plaintiff	Denied	0.03	6/21/2002	
2:04cv00239	Pinnacle Entertainment, Inc. VS Ian Ross	Plaintiff	Denied without Prejudice	0.03	3/4/2004	
2:09cv01519	Tablemax IP Holdings, Inc. et al v. SHFL Entertainment, Inc.	Plaintiff	Denied	2.24	10/26/2009	

Jones, Robert

Total Decisions: 2

Total Granted: 0

Total Denied: 2

Total Granted in Part, Denied in Part: 0

Overall Win Rate: 0.0%

Average Time to Decision: 1.7 months from motion filing

Case Number	Case Name	Movant	Decision	Pendency	Decision Date	Pharma?
3:09cv00732	Veterinary Ventures, Inc. v. Farris	Plaintiff	Denied	2.14	7/2/2010	
3:13cv00595	Ferring B.V. v. Apotex, Inc. et al	Plaintiff	Denied	1.32	4/23/2014	Pharma

Mahan, James

Total Decisions: 4

Total Granted: 3

Total Denied: 1

Total Granted in Part, Denied in Part: 0

Overall Win Rate: 75.0%

Average Time to Decision: 1.0 months from motion filing

Case Number	Case Name	Movant	Decision	Pendency	Decision Date	Pharma?
2:03cv00938	ACTION GAMING, INC. v. SLOTLAND ENTERTAINMENT S.A., et al.	Plaintiff	Granted	1.64	10/17/2003	
2:08cv01338	TruSeal Technologies, Inc. v. Beijing Huali Architecture Decoration Co., Ltd.	Plaintiff	Granted	0.33	10/16/2008	
2:09cv00802	Lifetime Products, Inc. v. Ningbo Wanxiang Plastics Products Co., Ltd. et al	Plaintiff	Granted	0.49	5/20/2009	
2:11cv01591	Skinvisible Pharmaceuticals, Inc. v. Sunless Beauty, Ltd. et al	Plaintiff	Denied	1.55	3/27/2012	

McKibben, Howard

Total Decisions: 2

Total Granted: 2

Total Denied: 0

Total Granted in Part, Denied in Part: 0

Overall Win Rate: 100.0%

Average Time to Decision: 4.1 months from motion filing

Case Number	Case Name	Movant	Decision	Pendency	Decision Date	Pharma?
3:04cv00728	EDU-Science VS UJ Trading	Plaintiff	Granted	1.41	1/28/2005	
3:07cv00201	GLOBAL INNOVATORS, LLC v. Chandler et al	Plaintiff	Granted	6.88	11/21/2007	

Navarro, Gloria

Total Decisions: 7

Total Granted: 4

Total Denied: 3

Total Granted in Part, Denied in Part: 0

Overall Win Rate: 57.1%

Average Time to Decision: 1.9 months from motion filing

Case Number	Case Name	Movant	Decision	Pendency	Decision Date	Pharma?
2:12cv00053	Aevoe Corp. v. AE Tech Co., Ltd.	Plaintiff	Granted	0.36	1/23/2012	
2:12cv00191	Nike, Inc. et al v. QiLoo International Limited	Plaintiff	Granted	0.33	2/16/2012	
2:13cv02144	Rubbermaid Commercial Products LLC v. Trust Commercial Products ET AL	Plaintiff	Granted	6.71	6/12/2014	
2:15cv00473	IGT v. Aristocrat Technologies Inc.	Plaintiff	Denied	2.40	9/18/2015	
2:15cv02111	SATA GmbH & Co. KG v. Zhejiang Refine Wufu Air Tools Co., Ltd. et al	Plaintiff	Denied without Prejudice	0.03	11/5/2015	
2:15cv00473	IGT v. Aristocrat Technologies Inc.	Plaintiff	Denied	3.06	8/11/2016	
2:16cv02527	Omix Ada, Inc. v. Changzhou Jiulong Auto Lamps Factory et al	Plaintiff	Granted	0.30	11/10/2016	

New Hampshire

The dockets of patent cases in New Hampshire were examined to identify decisions on contested motions. The number of decisions found, the number granted, and the number denied are as follows:

Total Decisions: 3

Total Granted: 0 Plaintiff Granted: 0 Defendant Granted: 0

Total Denied: 3 Plaintiff Denied: 3 Defendant Denied: 0

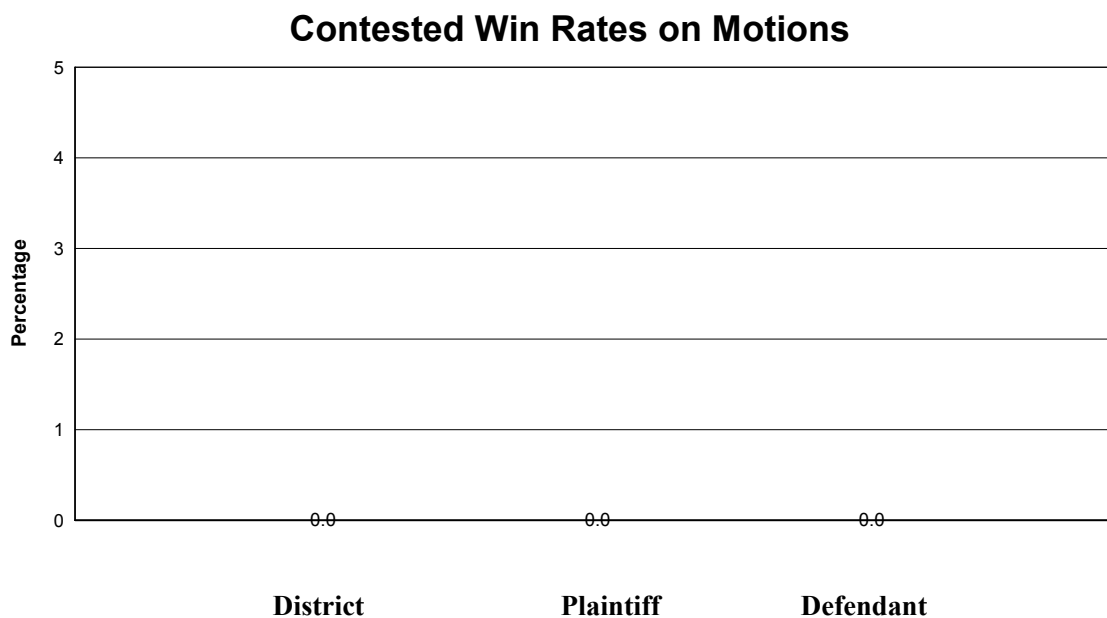
Total Granted in Part, Denied in Part: 0 Plaintiff Granted in Part: 0

Defendant Granted in Part: 0

Plaintiff Win Rate: 0.0%

Defendant Win Rate: 0.0%

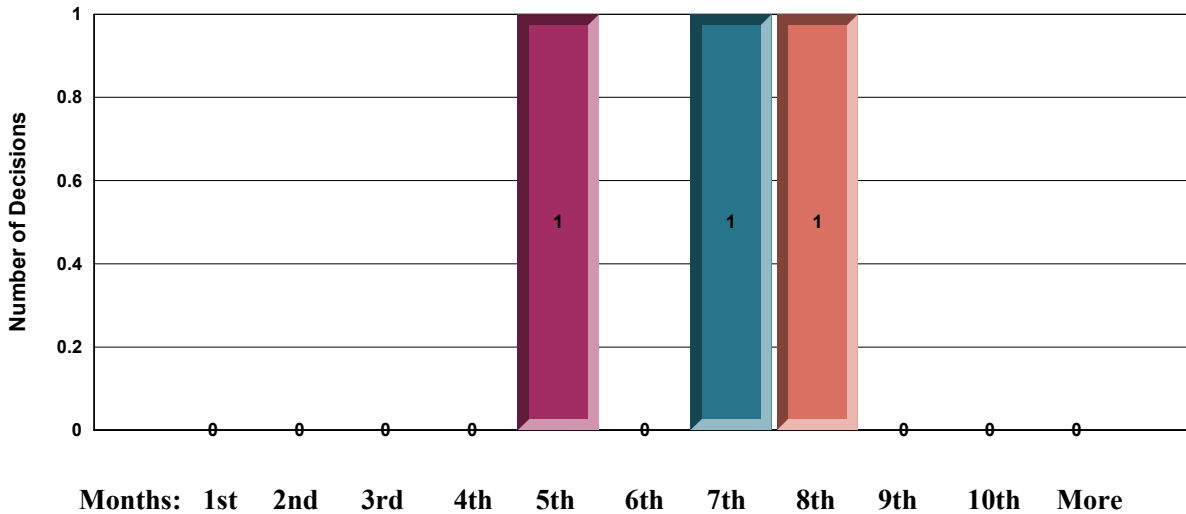
Overall Win Rate: 0.0%



The average time from motion filing to decision was 6.2 months from motion filing. The distribution of times to decision for these motions is illustrated in the chart below.

Distribution of Decisions

For New Hampshire



Barbadoro, Paul

Total Decisions: 2
 Total Granted: 0
 Total Denied: 2
 Total Granted in Part, Denied in Part: 0
 Overall Win Rate: 0.0%
 Average Time to Decision: 7.0 months from motion filing

Case Number	Case Name	Movant	Decision	Pendency	Decision Date	Pharma?
1:04cv00152	Thermal Dynamics Corporation v. TATRAS, Inc.	Plaintiff	Denied without Prejudice	7.47	12/10/2004	
1:13cv00345	Tempnology LLC v. Grabber Inc.	Plaintiff	Denied without Prejudice	6.51	2/13/2014	

Diclerico, Joseph

Total Decisions: 1
 Total Granted: 0
 Total Denied: 1
 Total Granted in Part, Denied in Part: 0
 Overall Win Rate: 0.0%
 Average Time to Decision: 4.5 months from motion filing

Case Number	Case Name	Movant	Decision	Pendency	Decision Date	Pharma?
1:04cv00074	Insight Technology Incorporated v. Surefire, LLC	Plaintiff	Denied	4.51	9/7/2004	

New Jersey

The dockets of patent cases in New Jersey were examined to identify decisions on contested motions. The number of decisions found, the number granted, and the number denied are as follows:

Total Decisions: 53

Total Granted: 20 Plaintiff Granted: 19 Defendant Granted: 1

Total Denied: 33 Plaintiff Denied: 30 Defendant Denied: 3

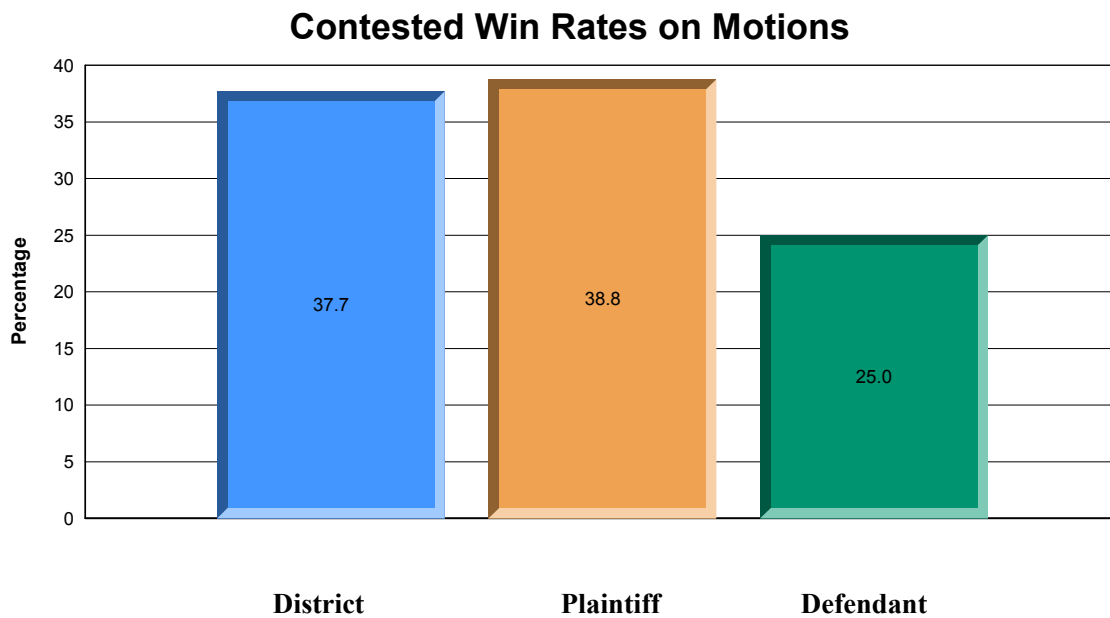
Total Granted in Part, Denied in Part: 0 Plaintiff Granted in Part: 0

Defendant Granted in Part: 0

Plaintiff Win Rate: 38.8%

Defendant Win Rate: 25.0%

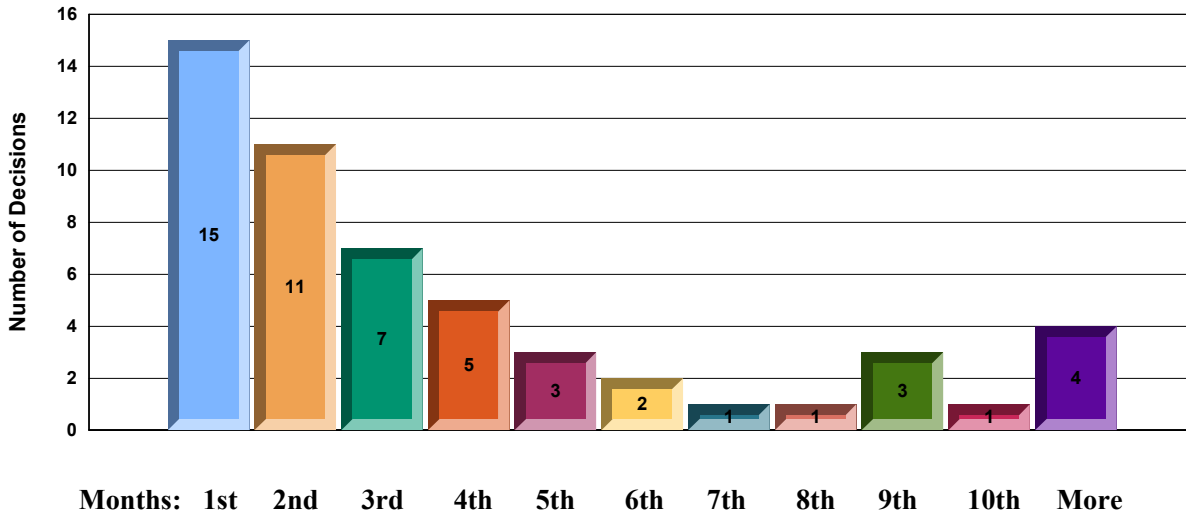
Overall Win Rate: 37.7%



The average time from motion filing to decision was 3.6 months from motion filing. The distribution of times to decision for these motions is illustrated in the chart below.

Distribution of Decisions

For New Jersey



Bumb, Renee

Total Decisions: 2

Total Granted: 0

Total Denied: 2

Total Granted in Part, Denied in Part: 0

Overall Win Rate: 0.0%

Average Time to Decision: 4.4 months from motion filing

Case Number	Case Name	Movant	Decision	Pendency	Decision Date	Pharma?
1:14cv01409	Yowie North America, Inc. v. Candy Treasure, LLC et al	Plaintiff	Denied	7.01	5/8/2014	
1:17cv01204	TRISTAR PRODUCTS INC. v. E. MISHAN & SONS INC.	Plaintiff	Denied	1.81	4/19/2017	

Chesler, Stanley

Total Decisions: 13

Total Granted: 7

Total Denied: 6

Total Granted in Part, Denied in Part: 0

Overall Win Rate: 53.8%

Average Time to Decision: 2.0 months from motion filing

Case Number	Case Name	Movant	Decision	Pendency	Decision Date	Pharma?
2:04cv01689	ORTHO-MCNEIL PHARMACEUTICAL, INC. v. MYLAN LABORATORIES INC. et al	Plaintiff	Granted	3.32	10/23/2006	Pharma
2:08cv05375	AIR VENT, INC. v. SHANDEX INDUSTRIAL, INC.	Plaintiff	Denied	2.27	1/16/2009	
2:03cv04678	ORTHO-MCNEIL PHARM, et al v. BARR LABORATORIES	Plaintiff	Granted	0.69	7/22/2009	Pharma
2:07cv01299	TYCO HEALTHCARE GROUP LP et al v. PHARMACEUTICAL HOLDINGS CORPORATION et al	Plaintiff	Denied	0.69	8/4/2009	Pharma
2:07cv04539	HOFFMANN-LA ROCHE INC. v. COBALT PHARMACEUTICALS INC. et al	Plaintiff	Granted	1.28	11/10/2010	Pharma
2:11cv04658	KINEKT DESIGN, LLC et al v. MASON	Plaintiff	Granted	0.86	9/7/2011	
2:07cv04539	HOFFMANN-LA ROCHE INC. v. COBALT PHARMACEUTICALS INC. et al	Plaintiff	Denied	1.09	3/14/2012	Pharma
2:07cv04417	HOFFMANN-LA ROCHE INC. v. APOTEX INC. et al	Plaintiff	Denied	1.05	3/14/2012	Pharma
2:12cv07143	KINEKT DESIGN, LLC v. VAGTS	Plaintiff	Granted	1.64	2/21/2013	
2:12cv04549	KINEKT DESIGN, LLC v. JOHN DOE 1 et al	Plaintiff	Denied	0.10	11/16/2012	
2:14cv04042	Roxane Laboratories, Inc. v. Camber Pharmaceuticals, Inc. et al	Plaintiff	Denied	1.61	8/6/2014	Pharma
2:16cv02464	CURLIN MEDICAL INC. et al v. ACTA MEDICAL, LLC. et al	Plaintiff	Granted	8.13	1/13/2017	
2:16cv02464	CURLIN MEDICAL INC. et al v. ACTA MEDICAL, LLC. et al	Plaintiff	Granted	2.66	1/13/2017	

Cooper, Mary

Total Decisions: 11

Total Granted: 4

Total Denied: 7

Total Granted in Part, Denied in Part: 0

Overall Win Rate: 36.4%

Average Time to Decision: 5.8 months from motion filing

Case Number	Case Name	Movant	Decision	Pendency	Decision Date	Pharma?
3:00cv02327	TOWER SYSTEMS, INC. v. CORRECT CRAFT, INC.	Plaintiff	Denied	1.15	10/10/2000	
3:00cv05172	GLAXO GROUP LIMITED, et al v. RANBAXY PHARM.	Plaintiff	Granted	0.95	12/21/2000	Pharma
3:01cv05303	PHARMACIA & UPJOHN, et al v. RANBAXY PHARM, et al	Plaintiff	Granted	12.96	7/18/2003	Pharma
3:03cv05505	MEDPOINTE HEALTHCARE v. PRASCO, LLC	Plaintiff	Granted	3.32	3/1/2004	Pharma
3:03cv05550	MEDPOINTE HEALTHCARE v. HI-TECH PHARMACAL CO	Plaintiff	Granted	2.99	3/1/2004	Pharma
3:06cv03383	E.I. DU PONT DE NEMOURS AND COMPANY v. MACDERMID, INC. et al	Plaintiff	Denied	25.03	11/19/2008	
3:07cv03206	NOVO NORDISK A/S v. SANOFI-AVENTIS U.S. LLC et al	Plaintiff	Denied	5.33	2/20/2008	Pharma
3:07cv04325	MACDERMID PRINTING SOLUTIONS, L.L.C. v. E.I. DUPONT DENEMOURS AND COMPANY	Plaintiff	Denied	11.81	9/4/2008	
3:12cv01378	ASTRAZENECA AB et al v. MYLAN LABORATORIES LIMITED et al	Plaintiff	Denied	0.72	7/31/2015	Pharma
3:05cv05553	ASTRAZENECA AB et al v. RANBAXY PHARMACEUTICALS, INC. et al	Defendant	Denied	0.00	11/12/2015	Pharma
3:08cv02496	DR. REDDY'S LABORATORIES, LTD. et al v. ASTRAZENECA AB et al	Plaintiff	Denied	0.03	11/13/2015	Pharma

Hayden, Katharine

Total Decisions: 4

Total Granted: 4

Total Denied: 0

Total Granted in Part, Denied in Part: 0

Overall Win Rate: 100.0%

Average Time to Decision: 2.4 months from motion filing

Case Number	Case Name	Movant	Decision	Pendency	Decision Date	Pharma?
2:02cv01029	INVERNESS MEDICAL SW, et al v. PFIZER INC., et al	Plaintiff	Granted	6.05	12/19/2002	Pharma
2:02cv01029	INVERNESS MEDICAL SW, et al v. PFIZER INC., et al	Plaintiff	Granted	1.38	3/7/2003	Pharma
2:02cv03108	BELLINI JUVENILE DES v. CRIB & TEEN CITY, et al	Defendant	Granted	0.10	11/7/2002	
2:05cv01863	FUJIFILM CORPORATION v. BENUN et al	Plaintiff	Granted	1.88	6/16/2005	

Hedges, Ronald

Total Decisions: 1

Total Granted: 1

Total Denied: 0

Total Granted in Part, Denied in Part: 0

Overall Win Rate: 100.0%

Average Time to Decision: 1.8 months from motion filing

Case Number	Case Name	Movant	Decision	Pendency	Decision Date	Pharma?
2:02cv03108	BELLINI JUVENILE DES v. CRIB & TEEN CITY, et al	Plaintiff	Granted	1.78	10/8/2002	

Kugler, Robert

Total Decisions: 1

Total Granted: 0

Total Denied: 1

Total Granted in Part, Denied in Part: 0

Overall Win Rate: 0.0%

Average Time to Decision: 3.0 months from motion filing

Case Number	Case Name	Movant	Decision	Pendency	Decision Date	Pharma?
1:05cv01080	CHI RESEARCH, INC. v. CRYSTAL LAKE ANALYTICS, LLC et al	Plaintiff	Denied	2.99	5/27/2005	

Linares, Jose

Total Decisions: 6

Total Granted: 1

Total Denied: 5

Total Granted in Part, Denied in Part: 0

Overall Win Rate: 16.7%

Average Time to Decision: 3.5 months from motion filing

Case Number	Case Name	Movant	Decision	Pendency	Decision Date	Pharma?
2:04cv03084	HAYES v. PENNY & GILES CONTROLS, LTD. et al	Plaintiff	Denied	8.49	6/7/2005	
2:04cv02355	ALTANA PHARMA AG et al v. TEVA PHARMACEUTICALS USA INC et al	Plaintiff	Denied	2.37	9/6/2007	Pharma
2:08cv03156	EVERETT LABORATORIES, INC. v. BRECKENRIDGE PHARMACEUTICAL, INC.	Plaintiff	Granted	2.04	8/27/2008	Pharma
2:09cv03458	EVERETT LABORATORIES, INC. v. RIVER'S EDGE PHARMACEUTICALS, LLC.	Plaintiff	Denied	3.82	11/24/2009	Pharma
2:09cv03458	EVERETT LABORATORIES, INC. v. RIVER'S EDGE PHARMACEUTICALS, LLC.	Plaintiff	Denied	3.82	11/24/2009	Pharma
2:10cv05737	EVERETT LABORATORIES, INC. v. SETON PHARMACEUTICALS, LLC	Plaintiff	Denied	0.59	12/10/2010	Pharma

Martini, William

Total Decisions: 4

Total Granted: 1

Total Denied: 3

Total Granted in Part, Denied in Part: 0

Overall Win Rate: 25.0%

Average Time to Decision: 3.4 months from motion filing

Case Number	Case Name	Movant	Decision	Pendency	Decision Date	Pharma?
2:10cv02693	TELEBRANDS CORP. v. GRACE MANUFACTURING, INC.	Defendant	Denied	5.66	11/30/2010	
2:10cv00937	GRACEWAY PHARMACEUTICALS, LLC et al v. PERRIGO COMPANY et al	Plaintiff	Denied	2.60	6/10/2010	Pharma
2:09cv02073	WARNER CHILCOTT LABORATORIES IRELAND LIMITED et al v. MYLAN PHARMACEUTICALS INC. et al	Plaintiff	Granted	0.95	9/22/2011	Pharma
2:16cv02248	BRANDYWINE PRODUCT GROUP INTERNATIONAL, INC. v. UNIVERSAL DISTRIBUTION CENTER LLC, et al	Plaintiff	Denied	4.31	9/27/2016	

McNulty, Kevin

Total Decisions: 1

Total Granted: 1

Total Denied: 0

Total Granted in Part, Denied in Part: 0

Overall Win Rate: 100.0%

Average Time to Decision: 3.8 months from motion filing

Case Number	Case Name	Movant	Decision	Pendency	Decision Date	Pharma?
2:15cv03654	FRESENIUS KABI USA, LLC v. FERA PHARMACEUTICALS, LLC, et al	Plaintiff	Granted	3.82	9/20/2016	Pharma

Salas, Esther

Total Decisions: 3

Total Granted: 0

Total Denied: 3

Total Granted in Part, Denied in Part: 0

Overall Win Rate: 0.0%

Average Time to Decision: 5.5 months from motion filing

Case Number	Case Name	Movant	Decision	Pendency	Decision Date	Pharma?
2:11cv03850	WEEKS MARINE, INC. v. TDM AMERICA, LLC	Defendant	Denied	4.14	12/14/2011	
2:11cv04338	TDM AMERICA, LLC v. GLOUCESTER COUNTY IMPROVEMENT AUTHORITY et al	Plaintiff	Denied	4.14	12/14/2011	
2:12cv05378	DELAVAU, LLC v. J.M. HUBER CORPORATION et al	Plaintiff	Denied	8.36	8/23/2013	

Simandle, Jerome

Total Decisions: 1

Total Granted: 0

Total Denied: 1

Total Granted in Part, Denied in Part: 0

Overall Win Rate: 0.0%

Average Time to Decision: 0.9 months from motion filing

Case Number	Case Name	Movant	Decision	Pendency	Decision Date	Pharma?
1:14cv06397	OTSUKA PHARMACEUTICAL CO., LTD. v. SUN PHARMACEUTICAL INDUSTRIES LTD. et al	Plaintiff	Denied	0.92	4/16/2015	Pharma

Walls, William

Total Decisions: 1

Total Granted: 0

Total Denied: 1

Total Granted in Part, Denied in Part: 0

Overall Win Rate: 0.0%

Average Time to Decision: 0.5 months from motion filing

Case Number	Case Name	Movant	Decision	Pendency	Decision Date	Pharma?
2:02cv02326	NEWSPRING INDUSTRIAL v. NEW MAYLINE CO. INC., et al	Plaintiff	Denied	0.46	5/29/2002	

Wigenton, Susan

Total Decisions: 3

Total Granted: 0

Total Denied: 3

Total Granted in Part, Denied in Part: 0

Overall Win Rate: 0.0%

Average Time to Decision: 3.5 months from motion filing

Case Number	Case Name	Movant	Decision	Pendency	Decision Date	Pharma?
2:07cv03011	IMO INDUSTRIES, INC. et al v. SEIM S.R.L. et al	Plaintiff	Denied	9.01	5/16/2008	
2:13cv01028	NOVARTIS PHARMACEUTICALS CORPORATION v. ACTAVIS LLC et al	Plaintiff	Denied	0.26	3/7/2013	Pharma
2:14cv01939	LANARD TOYS LIMITED v. TOYS "R" US-DELAWARE, INC. et al	Plaintiff	Denied	1.12	5/14/2014	

Wolfson, Freda

Total Decisions: 2

Total Granted: 1

Total Denied: 1

Total Granted in Part, Denied in Part: 0

Overall Win Rate: 50.0%

Average Time to Decision: 5.3 months from motion filing

Case Number	Case Name	Movant	Decision	Pendency	Decision Date	Pharma?
3:07cv04854	CELGENE CORPORATION et al v. INTELLIPHARMACEUTICS CORP.	Plaintiff	Granted	0.00	5/7/2010	Pharma
3:11cv05474	CEPHALON, INC. v. SUN PHARMACEUTICAL INDUSTRIES, INC. et al	Plaintiff	Denied	10.56	12/20/2012	Pharma

New Mexico

The dockets of patent cases in New Mexico were examined to identify decisions on contested motions. The number of decisions found, the number granted, and the number denied are as follows:

Total Decisions: 2

Total Granted: 0 Plaintiff Granted: 0 Defendant Granted: 0

Total Denied: 1 Plaintiff Denied: 0 Defendant Denied: 0

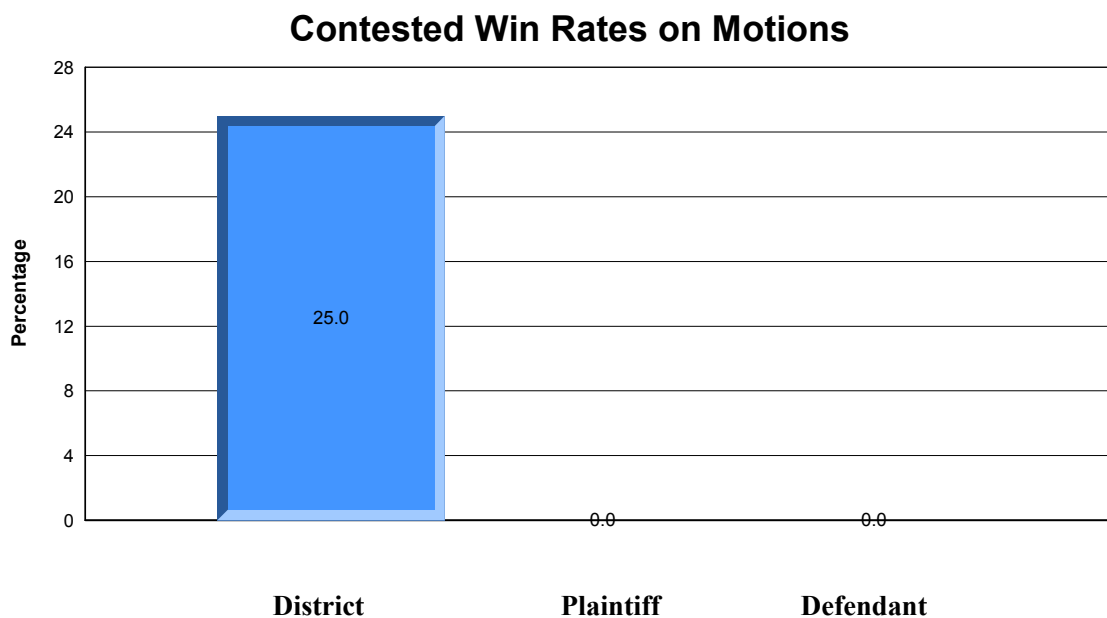
Total Granted in Part, Denied in Part: 1 Plaintiff Granted in Part: 1

Defendant Granted in Part: 0

Plaintiff Win Rate: 0.0%

Defendant Win Rate: 0.0%

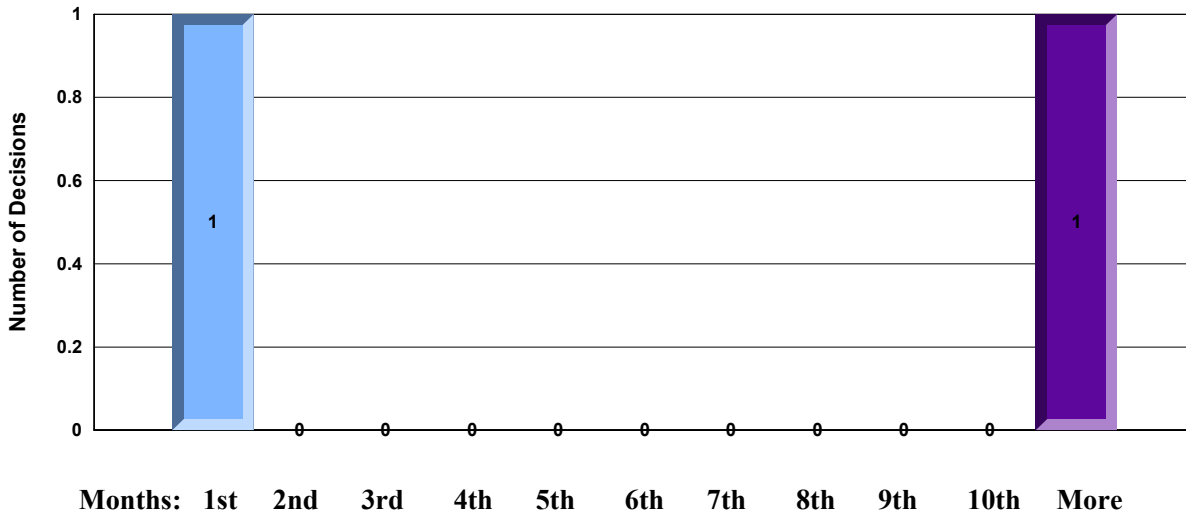
Overall Win Rate: 25.0%



The average time from motion filing to decision was 6.8 months from motion filing. The distribution of times to decision for these motions is illustrated in the chart below.

Distribution of Decisions

For New Mexico



Browning, James

Total Decisions: 2

Total Granted: 0

Total Denied: 1

Total Granted in Part, Denied in Part: 1

Overall Win Rate: 25.0%

Average Time to Decision: 6.8 months from motion filing

Case Number	Case Name	Movant	Decision	Pendency	Decision Date	Pharma?
1:04cv00424	Leviton Manufactur v. Nicor, Inc., et al	Third Party	Denied	12.66	10/26/2005	
1:10cv01020	General Protecht Group, Inc. et al v. Leviton Manufacturing Co., Inc.	Plaintiff	Granted in part, Denied in Part	0.92	11/30/2010	

New York Eastern

The dockets of patent cases in New York Eastern were examined to identify decisions on contested motions. The number of decisions found, the number granted, and the number denied are as follows:

Total Decisions: 12

Total Granted: 1 Plaintiff Granted: 1 Defendant Granted: 0

Total Denied: 11 Plaintiff Denied: 11 Defendant Denied: 0

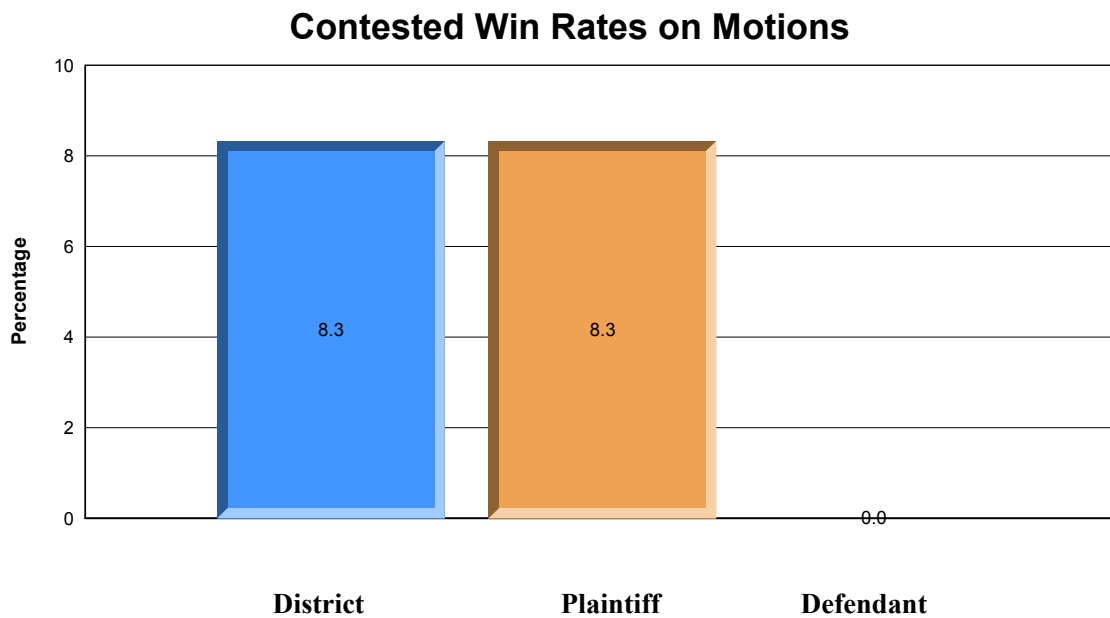
Total Granted in Part, Denied in Part: 0 Plaintiff Granted in Part: 0

Defendant Granted in Part: 0

Plaintiff Win Rate: 8.3%

Defendant Win Rate: 0.0%

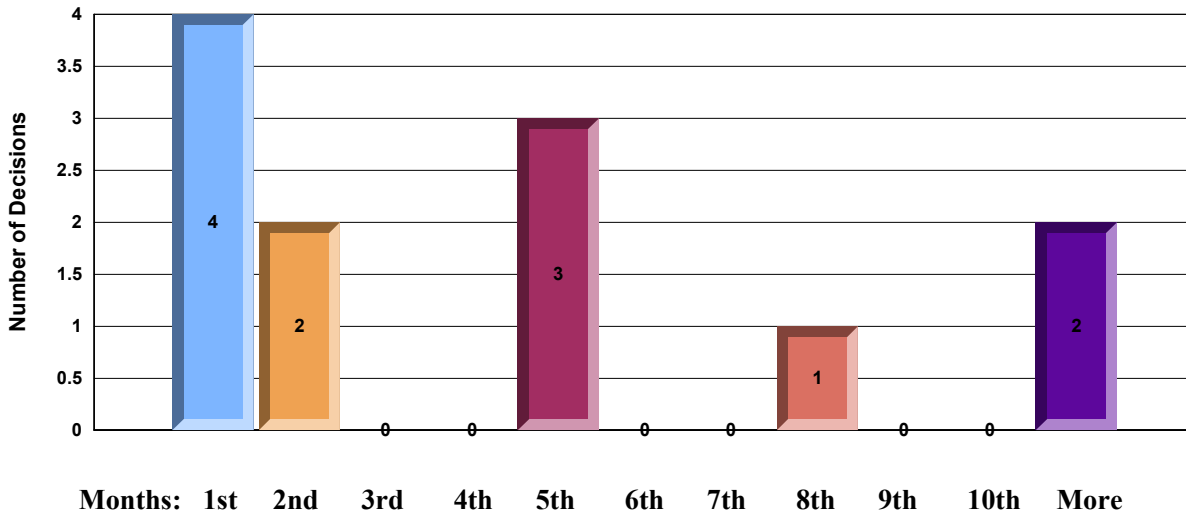
Overall Win Rate: 8.3%



The average time from motion filing to decision was 4.1 months from motion filing. The distribution of times to decision for these motions is illustrated in the chart below.

Distribution of Decisions

For New York Eastern



Amon, Carol

Total Decisions: 2
 Total Granted: 1
 Total Denied: 1
 Total Granted in Part, Denied in Part: 0
 Overall Win Rate: 50.0%
 Average Time to Decision: 5.8 months from motion filing

Case Number	Case Name	Movant	Decision	Pendency	Decision Date	Pharma?
1:05cv04880	Aqua Shield, Inc. v. Interpool Pool Cover Team	Plaintiff	Denied	0.26	10/26/2005	
1:10cv01280	Blumenthal Distributing, Inc. v. Executive Chair, Inc.	Plaintiff	Granted	11.38	3/3/2011	

Gershon, Nina

Total Decisions: 1
 Total Granted: 0
 Total Denied: 1
 Total Granted in Part, Denied in Part: 0
 Overall Win Rate: 0.0%
 Average Time to Decision: 4.8 months from motion filing

Case Number	Case Name	Movant	Decision	Pendency	Decision Date	Pharma?
1:01cv02322	Janssen Pharmaceutic v. EON Labs Manufacturi	Plaintiff	Denied	4.80	8/9/2004	Pharma

Platt, Thomas

Total Decisions: 1

Total Granted: 0

Total Denied: 1

Total Granted in Part, Denied in Part: 0

Overall Win Rate: 0.0%

Average Time to Decision: 1.8 months from motion filing

Case Number	Case Name	Movant	Decision	Pendency	Decision Date	Pharma?
2:09cv00968	Four Paws Products Ltd. v. Royal Pet Incorporated	Plaintiff	Denied	1.84	6/23/2009	

Seybert, Joanna

Total Decisions: 5

Total Granted: 0

Total Denied: 5

Total Granted in Part, Denied in Part: 0

Overall Win Rate: 0.0%

Average Time to Decision: 4.2 months from motion filing

Case Number	Case Name	Movant	Decision	Pendency	Decision Date	Pharma?
2:01cv05428	Hayes v. Honeywell, Inc., et al	Plaintiff	Denied	11.58	9/18/2002	
2:03cv00092	Pall Corporation v. 3M Purification, Inc.	Plaintiff	Denied	7.63	9/30/2003	
9:00cv01432	Symbol Technologies v. PSC Inc.	Plaintiff	Denied	0.03	3/28/2000	
9:97cv07599	Pall Corporation v. 3M Purification, Inc.	Plaintiff	Denied	1.15	12/31/2002	
9:99cv05849	Scarecrow, Inc. v. Easter Unlimited	Plaintiff	Denied	0.72	3/9/2000	

Townes, Sandra

Total Decisions: 2

Total Granted: 0

Total Denied: 2

Total Granted in Part, Denied in Part: 0

Overall Win Rate: 0.0%

Average Time to Decision: 4.8 months from motion filing

Case Number	Case Name	Movant	Decision	Pendency	Decision Date	Pharma?
1:04cv04253	Collagenex Pharmaceuticals, Inc. et al v. Ivax Corporation et al	Plaintiff	Denied	4.80	6/15/2005	Pharma
1:04cv04253	Collagenex Pharmaceuticals, Inc. et al v. Ivax Corporation et al	Plaintiff	Denied	4.80	6/15/2005	Pharma

Wexler, Leonard

Total Decisions: 1

Total Granted: 0

Total Denied: 1

Total Granted in Part, Denied in Part: 0

Overall Win Rate: 0.0%

Average Time to Decision: 0.1 months from motion filing

Case Number	Case Name	Movant	Decision	Pendency	Decision Date	Pharma?
2:03cv00254	Fjield et al v. Transurgical, Inc.	Plaintiff	Denied	0.13	1/27/2003	

New York Northern

The dockets of patent cases in New York Northern were examined to identify decisions on contested motions. The number of decisions found, the number granted, and the number denied are as follows:

Total Decisions: 8

Total Granted: 1 Plaintiff Granted: 1 Defendant Granted: 0

Total Denied: 6 Plaintiff Denied: 6 Defendant Denied: 0

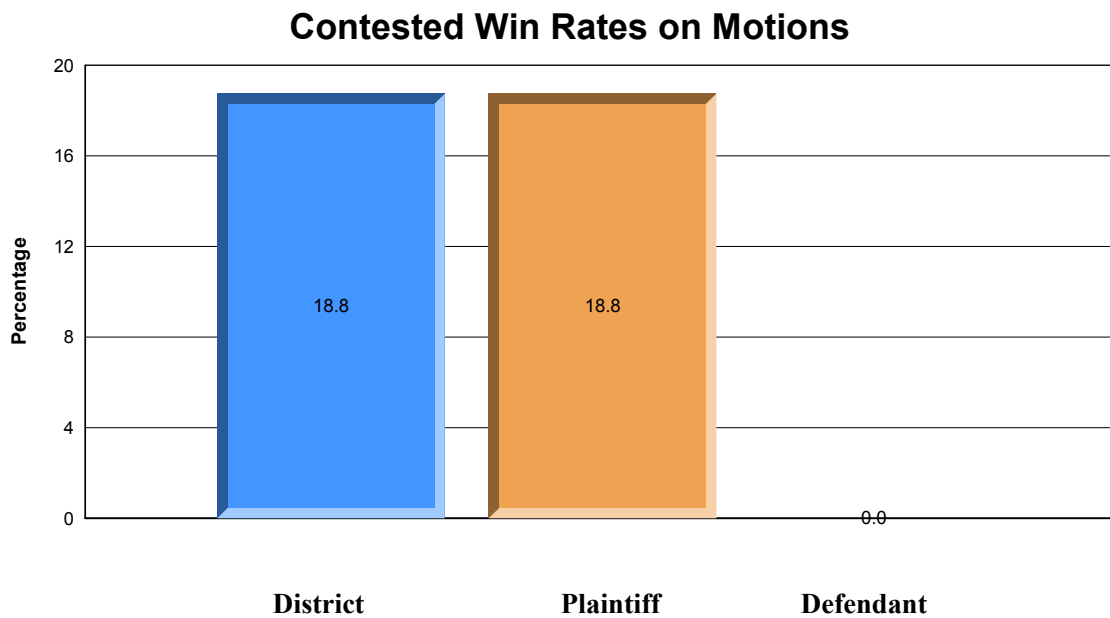
Total Granted in Part, Denied in Part: 1 Plaintiff Granted in Part: 1

Defendant Granted in Part: 0

Plaintiff Win Rate: 18.8%

Defendant Win Rate: 0.0%

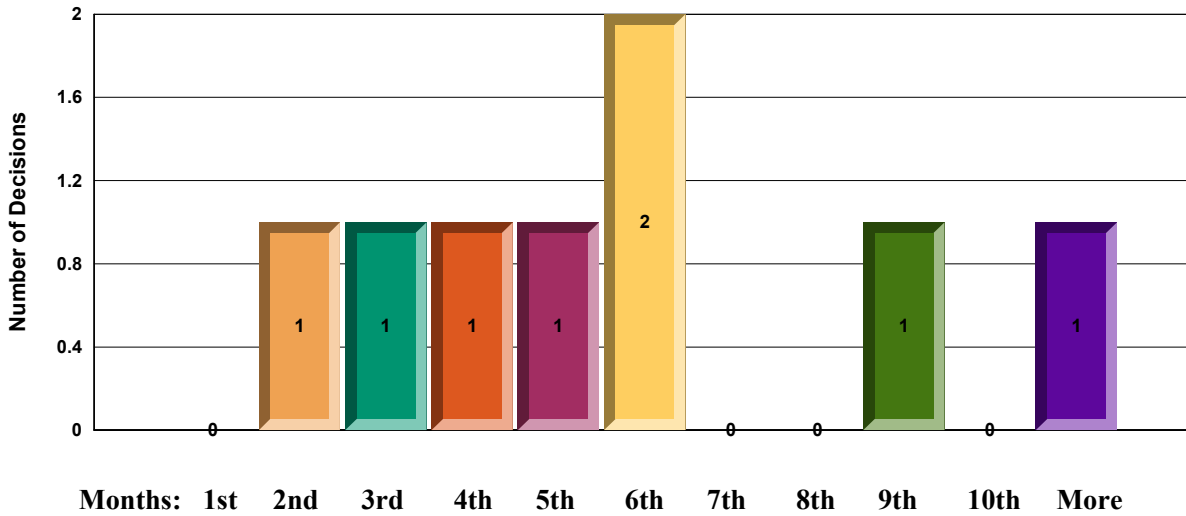
Overall Win Rate: 18.8%



The average time from motion filing to decision was 5.4 months from motion filing. The distribution of times to decision for these motions is illustrated in the chart below.

Distribution of Decisions

For New York Northern



Hurd, David

Total Decisions: 2
 Total Granted: 1
 Total Denied: 1
 Total Granted in Part, Denied in Part: 0
 Overall Win Rate: 50.0%
 Average Time to Decision: 6.8 months from motion filing

Case Number	Case Name	Movant	Decision	Pendency	Decision Date	Pharma?
6:05cv00358	Opto Generic Devices, Inc. et al v. Olney et al	Plaintiff	Granted	1.18	4/27/2005	
6:07cv00109	Hubbell v. O.W. Hubbell & Sons, Inc.	Plaintiff	Denied	12.47	2/26/2008	

Kahn, Lawrence

Total Decisions: 1
 Total Granted: 0
 Total Denied: 1
 Total Granted in Part, Denied in Part: 0
 Overall Win Rate: 0.0%
 Average Time to Decision: 3.4 months from motion filing

Case Number	Case Name	Movant	Decision	Pendency	Decision Date	Pharma?
5:13cv00316	Briggs & Stratton Corporation et al v. Chongqing RATO Power Co., Ltd. et al	Plaintiff	Denied	3.36	7/23/2013	

Mordue, Norman

Total Decisions: 3

Total Granted: 0

Total Denied: 3

Total Granted in Part, Denied in Part: 0

Overall Win Rate: 0.0%

Average Time to Decision: 4.0 months from motion filing

Case Number	Case Name	Movant	Decision	Pendency	Decision Date	Pharma?
1:03cv00588	Prime Boilers, Inc., et al v. Universal Boiler, et al	Plaintiff	Denied	5.33	11/6/2003	
5:00cv00833	Conmed Corporation, et al v. Stryker Corporation	Plaintiff	Denied	2.43	8/18/2000	
5:07cv00272	Pass & Seymour, Inc. v. Hubbell Incorporated	Plaintiff	Denied	4.11	7/23/2007	

Scullin, Frederick

Total Decisions: 1

Total Granted: 0

Total Denied: 0

Total Granted in Part, Denied in Part: 1

Overall Win Rate: 0.0%

Average Time to Decision: 0.0 months from motion filing

Case Number	Case Name	Movant	Decision	Pendency	Decision Date	Pharma?
5:99cv00634	Camden Tool & Design, et al v. Gema Engineering Co., et al	Plaintiff	Granted in part, Denied in Part	8.78	8/29/2000	

Sharpe, Gary

Total Decisions: 1

Total Granted: 0

Total Denied: 1

Total Granted in Part, Denied in Part: 0

Overall Win Rate: 0.0%

Average Time to Decision: 5.6 months from motion filing

Case Number	Case Name	Movant	Decision	Pendency	Decision Date	Pharma?
5:13cv01310	PPC Broadband, Inc. v. Corning Optical Communications RF, LLC	Plaintiff	Denied	5.63	6/5/2014	

New York Southern

The dockets of patent cases in New York Southern were examined to identify decisions on contested motions. The number of decisions found, the number granted, and the number denied are as follows:

Total Decisions: 23

Total Granted: 5 Plaintiff Granted: 5 Defendant Granted: 0

Total Denied: 17 Plaintiff Denied: 16 Defendant Denied: 1

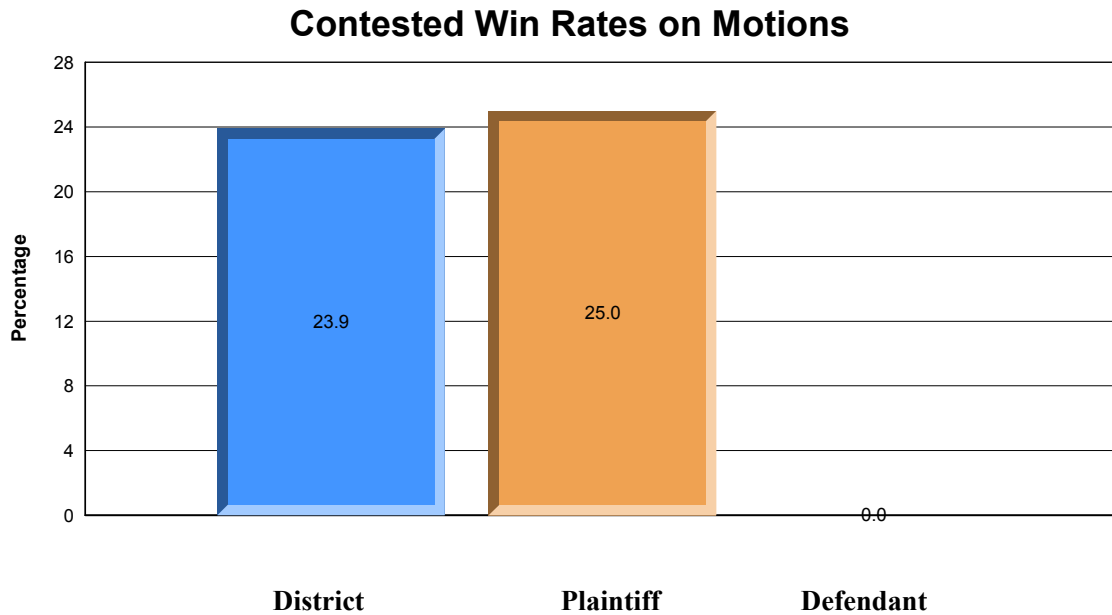
Total Granted in Part, Denied in Part: 1 Plaintiff Granted in Part: 1

Defendant Granted in Part: 0

Plaintiff Win Rate: 25.0%

Defendant Win Rate: 0.0%

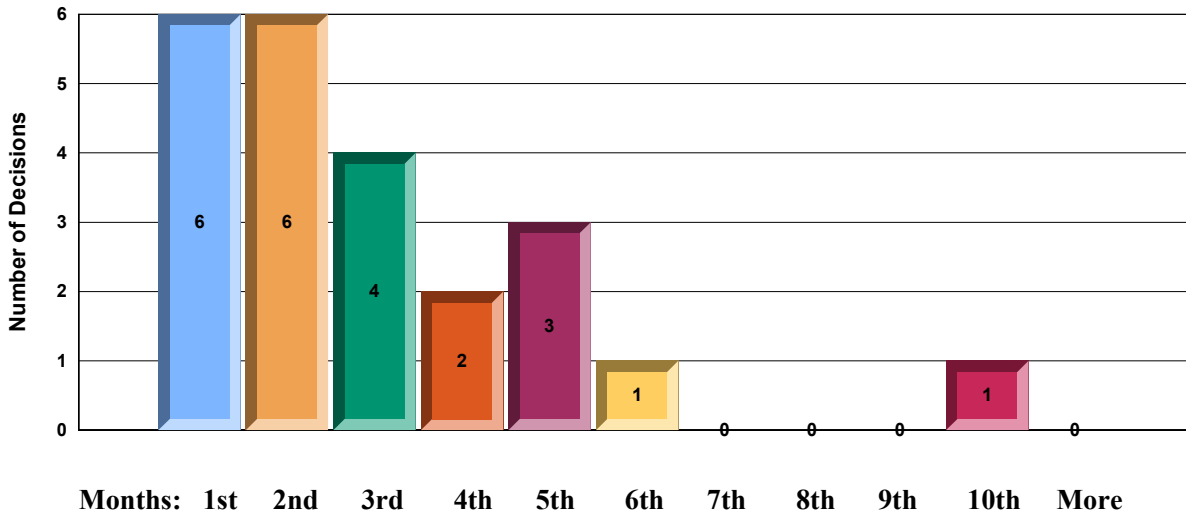
Overall Win Rate: 23.9%



The average time from motion filing to decision was 2.4 months from motion filing. The distribution of times to decision for these motions is illustrated in the chart below.

Distribution of Decisions

For New York Southern



Berman, Richard

Total Decisions: 1
 Total Granted: 0
 Total Denied: 1
 Total Granted in Part, Denied in Part: 0
 Overall Win Rate: 0.0%
 Average Time to Decision: 1.4 months from motion filing

Case Number	Case Name	Movant	Decision	Pendency	Decision Date	Pharma?
1:04cv02644	Louis Vuitton Malletier v. Burlington Coat Factory Warehouse Corp. et al	Plaintiff	Denied	1.38	5/24/2004	

Broderick, Vernon

Total Decisions: 3
 Total Granted: 0
 Total Denied: 3
 Total Granted in Part, Denied in Part: 0
 Overall Win Rate: 0.0%
 Average Time to Decision: 4.0 months from motion filing

Case Number	Case Name	Movant	Decision	Pendency	Decision Date	Pharma?
1:14cv03521	Worldwide Diamond Trademarks, Ltd. v. Blue Nile, Inc. et al	Plaintiff	Denied	4.44	11/6/2014	
1:14cv07616	Sanford L.P. et al v. Esselte AB et al	Plaintiff	Denied	2.47	3/9/2015	
1:14cv07616	Sanford L.P. et al v. Esselte AB et al	Plaintiff	Denied	5.03	9/16/2015	

Buchwald, Naomi

Total Decisions: 1
 Total Granted: 0
 Total Denied: 1
 Total Granted in Part, Denied in Part: 0
 Overall Win Rate: 0.0%
 Average Time to Decision: 2.8 months from motion filing

Case Number	Case Name	Movant	Decision	Pendency	Decision Date	Pharma?
1:01cv01044	Wing Shing Products v. Simatelex Co., Ltd.	Plaintiff	Denied	2.83	5/11/2001	

Castel, P.

Total Decisions: 2
 Total Granted: 1
 Total Denied: 1
 Total Granted in Part, Denied in Part: 0
 Overall Win Rate: 50.0%
 Average Time to Decision: 1.4 months from motion filing

Case Number	Case Name	Movant	Decision	Pendency	Decision Date	Pharma?
1:05cv10745	PlaSmart Inc. v. Wincell International Inc. et al	Plaintiff	Denied	1.22	7/7/2006	
1:06cv03324	Canon Inc. v. GCC International Limited et al	Plaintiff	Granted	1.51	8/29/2006	

Daniels, George

Total Decisions: 1
 Total Granted: 0
 Total Denied: 1
 Total Granted in Part, Denied in Part: 0
 Overall Win Rate: 0.0%
 Average Time to Decision: 1.0 months from motion filing

Case Number	Case Name	Movant	Decision	Pendency	Decision Date	Pharma?
1:02cv08447	Revolutionary, Inc. v. Tactica Intl., Inc.	Plaintiff	Denied without Prejudice	1.02	12/6/2002	

Forrest, Katherine

Total Decisions: 1
 Total Granted: 0
 Total Denied: 1
 Total Granted in Part, Denied in Part: 0
 Overall Win Rate: 0.0%
 Average Time to Decision: 0.7 months from motion filing

Case Number	Case Name	Movant	Decision	Pendency	Decision Date	Pharma?
1:12cv03468	Diageo North America, Inc. v. PPI Technologies Global, LLC et al	Plaintiff	Denied	0.69	5/29/2012	

Francis, James

Total Decisions: 1
 Total Granted: 0
 Total Denied: 1
 Total Granted in Part, Denied in Part: 0
 Overall Win Rate: 0.0%
 Average Time to Decision: 4.7 months from motion filing

Case Number	Case Name	Movant	Decision	Pendency	Decision Date	Pharma?
1:11cv09022	PAMLAB, L.L.C. et al v. Macoven Pharmaceuticals, L.L.C.	Plaintiff	Denied	4.67	6/29/2012	Pharma

Gardephe, Paul

Total Decisions: 1
 Total Granted: 1
 Total Denied: 0
 Total Granted in Part, Denied in Part: 0
 Overall Win Rate: 100.0%
 Average Time to Decision: 9.2 months from motion filing

Case Number	Case Name	Movant	Decision	Pendency	Decision Date	Pharma?
1:11cv07211	Hutzler Manufacturing Company, Inc. v. Bradshaw International , Inc.	Plaintiff	Granted	9.18	7/25/2012	

Griesa, Thomas

Total Decisions: 1
 Total Granted: 0
 Total Denied: 1
 Total Granted in Part, Denied in Part: 0
 Overall Win Rate: 0.0%
 Average Time to Decision: 0.4 months from motion filing

Case Number	Case Name	Movant	Decision	Pendency	Decision Date	Pharma?
1:12cv08985	Endo Pharmaceuticals Inc. v. Actavis Inc. et al	Plaintiff	Denied	0.39	9/18/2013	Pharma

Marrero, Victor

Total Decisions: 1
 Total Granted: 0
 Total Denied: 1
 Total Granted in Part, Denied in Part: 0
 Overall Win Rate: 0.0%
 Average Time to Decision: 2.1 months from motion filing

Case Number	Case Name	Movant	Decision	Pendency	Decision Date	Pharma?
1:04cv04484	Minerals Technologies Inc. et al v. Omya AG et al	Plaintiff	Denied	2.14	10/7/2004	

Oetken, James

Total Decisions: 1
 Total Granted: 0
 Total Denied: 1
 Total Granted in Part, Denied in Part: 0
 Overall Win Rate: 0.0%
 Average Time to Decision: 3.5 months from motion filing

Case Number	Case Name	Movant	Decision	Pendency	Decision Date	Pharma?
1:16cv03852	Comcast Corporation et al v. Rovi Corporation et al	Plaintiff	Denied without Prejudice	3.52	9/16/2016	

Pauley, William

Total Decisions: 2
 Total Granted: 1
 Total Denied: 1
 Total Granted in Part, Denied in Part: 0
 Overall Win Rate: 50.0%
 Average Time to Decision: 2.5 months from motion filing

Case Number	Case Name	Movant	Decision	Pendency	Decision Date	Pharma?
1:02cv00950	24/7 Real Media v. Valueclick, Inc., et al	Plaintiff	Granted	2.99	6/3/2002	
1:11cv06390	Display Technologies, LLC v. Display Industries, LLC	Defendant	Denied	1.94	12/5/2011	

Preska, Loretta

Total Decisions: 1
 Total Granted: 0
 Total Denied: 1
 Total Granted in Part, Denied in Part: 0
 Overall Win Rate: 0.0%
 Average Time to Decision: 3.1 months from motion filing

Case Number	Case Name	Movant	Decision	Pendency	Decision Date	Pharma?
1:01cv08226	Keen, Inc. v. Inforocket.Com, Inc.	Plaintiff	Denied	3.09	1/25/2002	

Rakoff, Jed

Total Decisions: 2
 Total Granted: 0
 Total Denied: 2
 Total Granted in Part, Denied in Part: 0
 Overall Win Rate: 0.0%
 Average Time to Decision: 0.2 months from motion filing

Case Number	Case Name	Movant	Decision	Pendency	Decision Date	Pharma?
1:04cv04484	Minerals Technologies Inc. et al v. Omya AG et al	Plaintiff	Denied	0.07	9/1/2004	
1:11md02241	In Re: FENOFIBRATE PATENT LITIGATION	Plaintiff	Denied	0.33	1/7/2013	

Stein, Sidney

Total Decisions: 3

Total Granted: 2

Total Denied: 0

Total Granted in Part, Denied in Part: 1

Overall Win Rate: 83.3%

Average Time to Decision: 1.9 months from motion filing

Case Number	Case Name	Movant	Decision	Pendency	Decision Date	Pharma?
1:99cv04535	Fuji Photo Film Co. v. Charles Randolph Co., et al	Plaintiff	Granted	4.74	2/28/2000	
2:02cv02255	Sanofi-Synthelabo, et al v. Apotex Inc., et al	Plaintiff	Granted in part, Denied in Part	0.53	9/1/2006	Pharma
1:02cv02255	Sanofi-Synthelabo, et al v. Apotex Inc., et al	Plaintiff	Granted	0.49	8/31/2006	Pharma

Wood, Kimba

Total Decisions: 1

Total Granted: 0

Total Denied: 1

Total Granted in Part, Denied in Part: 0

Overall Win Rate: 0.0%

Average Time to Decision: 1.3 months from motion filing

Case Number	Case Name	Movant	Decision	Pendency	Decision Date	Pharma?
1:10cv07680	Pamlab, L.L.C. et al v. Seton Pharmaceuticals, L.L.C.	Plaintiff	Denied	1.35	12/6/2010	Pharma

New York Western

The dockets of patent cases in New York Western were examined to identify decisions on contested motions. The number of decisions found, the number granted, and the number denied are as follows:

Total Decisions: 4

Total Granted: 0 Plaintiff Granted: 0 Defendant Granted: 0

Total Denied: 4 Plaintiff Denied: 4 Defendant Denied: 0

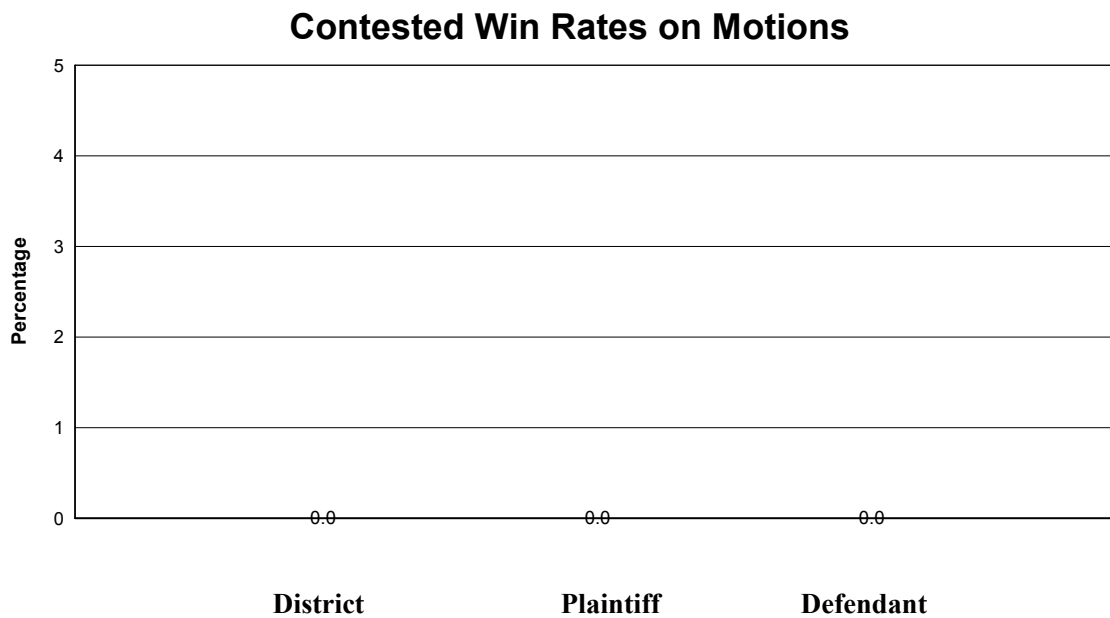
Total Granted in Part, Denied in Part: 0 Plaintiff Granted in Part: 0

Defendant Granted in Part: 0

Plaintiff Win Rate: 0.0%

Defendant Win Rate: 0.0%

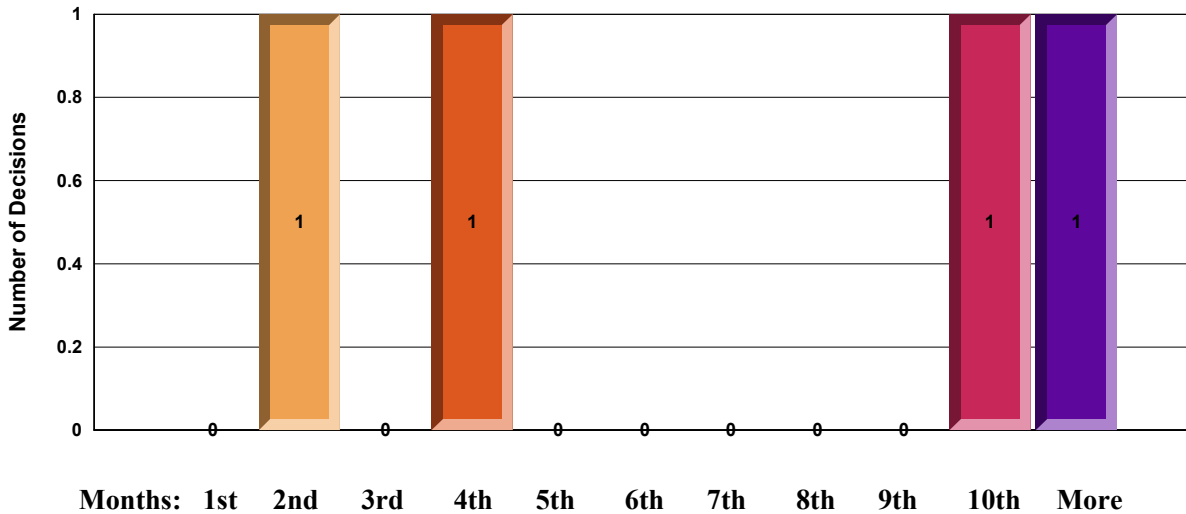
Overall Win Rate: 0.0%



The average time from motion filing to decision was 7.4 months from motion filing. The distribution of times to decision for these motions is illustrated in the chart below.

Distribution of Decisions

For New York Western



Larimer, David

Total Decisions: 1
 Total Granted: 0
 Total Denied: 1
 Total Granted in Part, Denied in Part: 0
 Overall Win Rate: 0.0%
 Average Time to Decision: 3.9 months from motion filing

Case Number	Case Name	Movant	Decision	Pendency	Decision Date	Pharma?
6:02cv06232	Pro-Tech Welding, et al v. Lajuett, et al	Plaintiff	Denied	3.95	3/25/2003	

Skretny, William

Total Decisions: 2
 Total Granted: 0
 Total Denied: 2
 Total Granted in Part, Denied in Part: 0
 Overall Win Rate: 0.0%
 Average Time to Decision: 12.0 months from motion filing

Case Number	Case Name	Movant	Decision	Pendency	Decision Date	Pharma?
1:05cv00280	Fisher-Price, Inc. et al v. Evenflo Company, Inc.	Plaintiff	Denied	9.57	6/26/2006	
1:08cv00299	Gaymar Industries, Inc. v. Cincinnati Sub-Zero Products, Inc. et al	Plaintiff	Denied	14.47	9/28/2009	

Telesca, Michael

Total Decisions: 1

Total Granted: 0

Total Denied: 1

Total Granted in Part, Denied in Part: 0

Overall Win Rate: 0.0%

Average Time to Decision: 1.6 months from motion filing

Case Number	Case Name	Movant	Decision	Pendency	Decision Date	Pharma?
6:11cv06183	Caldwell Manufacturing Company North America, LLC v. Amesbury Group, Inc.,	Plaintiff	Denied	1.61	8/11/2011	

North Carolina Eastern

The dockets of patent cases in North Carolina Eastern were examined to identify decisions on contested motions. The number of decisions found, the number granted, and the number denied are as follows:

Total Decisions: 7

Total Granted: 2 Plaintiff Granted: 2 Defendant Granted: 0

Total Denied: 5 Plaintiff Denied: 5 Defendant Denied: 0

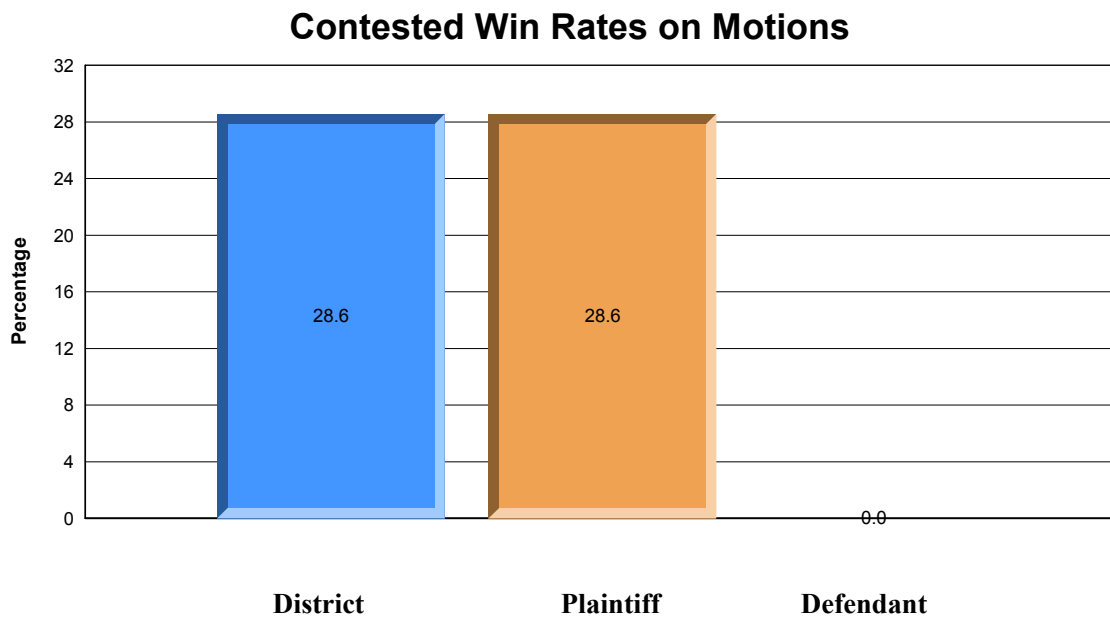
Total Granted in Part, Denied in Part: 0 Plaintiff Granted in Part: 0

Defendant Granted in Part: 0

Plaintiff Win Rate: 28.6%

Defendant Win Rate: 0.0%

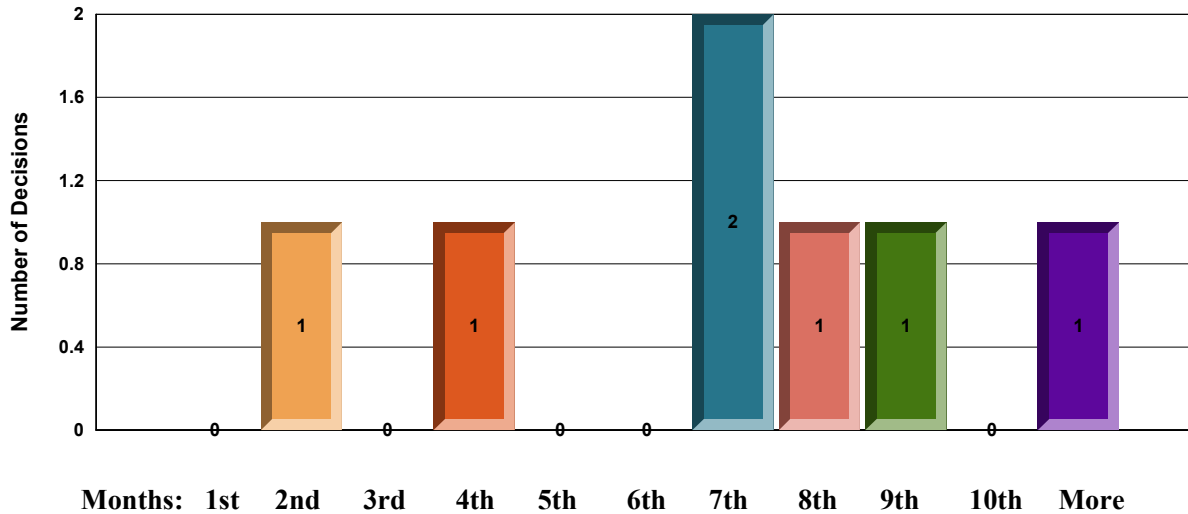
Overall Win Rate: 28.6%



The average time from motion filing to decision was 6.4 months from motion filing. The distribution of times to decision for these motions is illustrated in the chart below.

Distribution of Decisions

For North Carolina Eastern



Britt, William

Total Decisions: 2
 Total Granted: 2
 Total Denied: 0
 Total Granted in Part, Denied in Part: 0
 Overall Win Rate: 100.0%
 Average Time to Decision: 7.0 months from motion filing

Case Number	Case Name	Movant	Decision	Pendency	Decision Date	Pharma?
5:99cv00736	Emco Wheaton Retail v. EBW, Inc.	Plaintiff	Granted	6.48	5/23/2000	
5:09cv00023	Morris & Associates, Inc. v. Cooling & Applied Technology, Inc.	Plaintiff	Granted	7.60	10/20/2010	

Flanagan, Louise

Total Decisions: 1
 Total Granted: 0
 Total Denied: 1
 Total Granted in Part, Denied in Part: 0
 Overall Win Rate: 0.0%
 Average Time to Decision: 6.1 months from motion filing

Case Number	Case Name	Movant	Decision	Pendency	Decision Date	Pharma?
5:05cv00050	Pergo, Inc., et al v. Faus Group, Inc., et al	Plaintiff	Denied	6.12	11/7/2005	

Fox, James

Total Decisions: 1

Total Granted: 0

Total Denied: 1

Total Granted in Part, Denied in Part: 0

Overall Win Rate: 0.0%

Average Time to Decision: 3.8 months from motion filing

Case Number	Case Name	Movant	Decision	Pendency	Decision Date	Pharma?
5:11cv00459	Pentair Water Pool and Spa, Inc. et al v. Hayward Industries, Inc. et al	Plaintiff	Denied	3.78	1/23/2012	

Howard, Malcolm

Total Decisions: 2

Total Granted: 0

Total Denied: 2

Total Granted in Part, Denied in Part: 0

Overall Win Rate: 0.0%

Average Time to Decision: 5.1 months from motion filing

Case Number	Case Name	Movant	Decision	Pendency	Decision Date	Pharma?
5:10cv00065	Buyer's Direct Inc. v. Belk, Inc., et al	Plaintiff	Denied without Prejudice	1.64	7/1/2010	
5:10cv00065	Buyer's Direct Inc. v. Belk, Inc., et al	Plaintiff	Denied	8.59	8/11/2011	

Swank, Kimberly

Total Decisions: 1

Total Granted: 0

Total Denied: 1

Total Granted in Part, Denied in Part: 0

Overall Win Rate: 0.0%

Average Time to Decision: 10.6 months from motion filing

Case Number	Case Name	Movant	Decision	Pendency	Decision Date	Pharma?
5:16cv00745	Cytophil Inc v. Merz North America Inc et al	Plaintiff	Denied	10.63	2/23/2017	

North Carolina Middle

The dockets of patent cases in North Carolina Middle were examined to identify decisions on contested motions. The number of decisions found, the number granted, and the number denied are as follows:

Total Decisions: 11

Total Granted: 5 Plaintiff Granted: 5 Defendant Granted: 0

Total Denied: 6 Plaintiff Denied: 6 Defendant Denied: 0

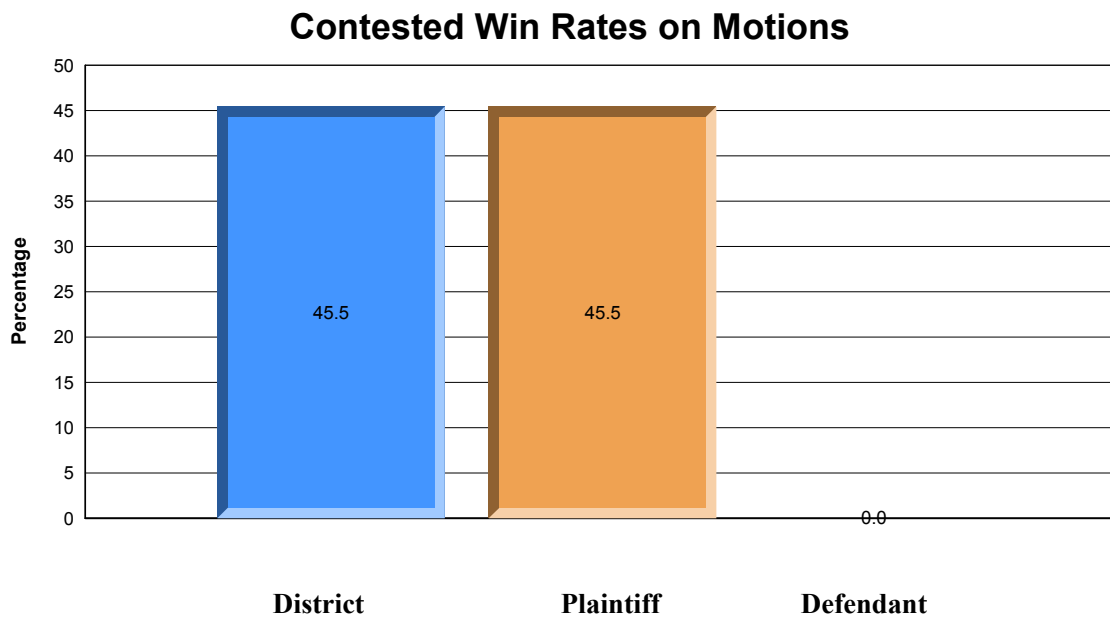
Total Granted in Part, Denied in Part: 0 Plaintiff Granted in Part: 0

Defendant Granted in Part: 0

Plaintiff Win Rate: 45.5%

Defendant Win Rate: 0.0%

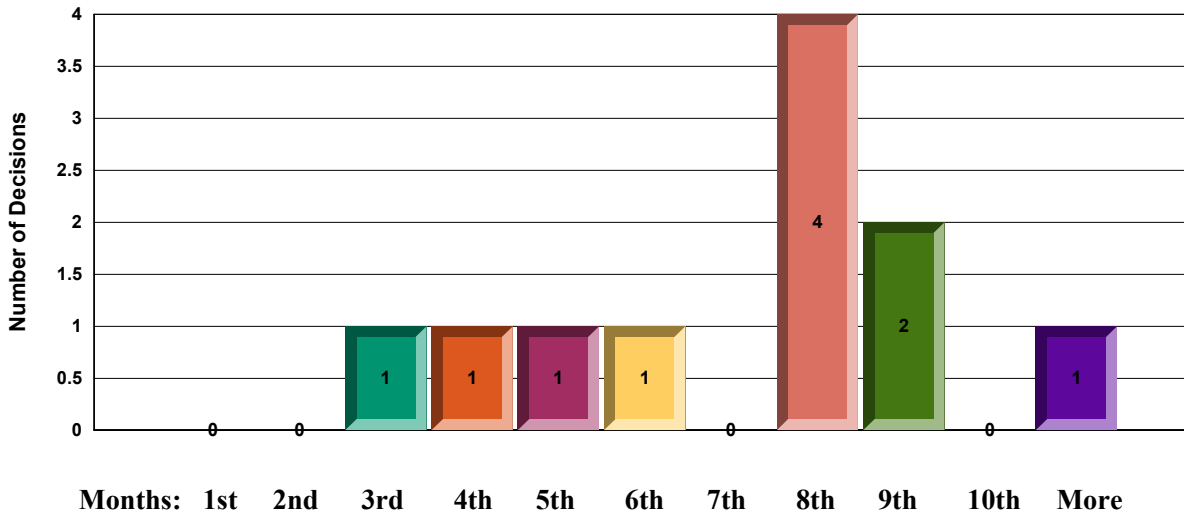
Overall Win Rate: 45.5%



The average time from motion filing to decision was 6.9 months from motion filing. The distribution of times to decision for these motions is illustrated in the chart below.

Distribution of Decisions

For North Carolina Middle



Beaty, James

Total Decisions: 6

Total Granted: 4

Total Denied: 2

Total Granted in Part, Denied in Part: 0

Overall Win Rate: 66.7%

Average Time to Decision: 7.6 months from motion filing

Case Number	Case Name	Movant	Decision	Pendency	Decision Date	Pharma?
1:99cv00652	CAROLINA NORTH MANU. v. QUICKIE TIE-DOWN, et al	Plaintiff	Granted	8.72	5/18/2000	
1:99cv00996	WIGGINS KART SHOP v. ROUSE, et al	Plaintiff	Granted	7.96	7/11/2000	
1:06cv00270	ADALIS CORPORATION v. FORBO ADHESIVES, LLC	Plaintiff	Granted	8.72	2/27/2007	
1:06cv00270	ADALIS CORPORATION v. FORBO ADHESIVES, LLC	Plaintiff	Granted	5.20	2/27/2007	
1:06cv00921	BAYER CROPSCIENCE, LP v. MAKHTESHIM AGAN OF NORTH AMERICA, INC.	Plaintiff	Denied	7.47	6/4/2007	
1:12cv01020	HEART IMAGING TECHNOLOGIES, LLC v. MERGE HEALTHCARE INCORPORATED	Plaintiff	Denied	7.57	8/14/2013	

Osteen, William

Total Decisions: 4

Total Granted: 0

Total Denied: 4

Total Granted in Part, Denied in Part: 0

Overall Win Rate: 0.0%

Average Time to Decision: 6.6 months from motion filing

Case Number	Case Name	Movant	Decision	Pendency	Decision Date	Pharma?
1:10cv00276	BASF AGRO B.V., ARNHEM (NL), WADENSWIL BRANCH et al v. MAKHTESHIM AGAN OF NORTH AMERICA, INC. (MANA) et al	Plaintiff	Denied	3.22	5/27/2011	
1:10cv00276	BASF AGRO B.V., ARNHEM (NL), WADENSWIL BRANCH et al v. MAKHTESHIM AGAN OF NORTH AMERICA, INC. (MANA) et al	Plaintiff	Denied	2.30	5/27/2011	
1:10cv00276	BASF AGRO B.V., ARNHEM (NL), WADENSWIL BRANCH et al v. MAKHTESHIM AGAN OF NORTH AMERICA, INC. (MANA) et al	Plaintiff	Denied	13.36	5/27/2011	
1:15cv00535	FEIT ELECTRIC COMPANY, INC. v. CREE, INC.	Plaintiff	Denied	7.37	3/14/2016	

Tilley, Norwood

Total Decisions: 1

Total Granted: 1

Total Denied: 0

Total Granted in Part, Denied in Part: 0

Overall Win Rate: 100.0%

Average Time to Decision: 4.1 months from motion filing

Case Number	Case Name	Movant	Decision	Pendency	Decision Date	Pharma?
1:13cv00316	BAYER CROPSCIENCE INC. et al v. SYNGENTA CROP PROTECTION, LLC	Plaintiff	Granted	4.08	9/30/2013	

North Carolina Western

The dockets of patent cases in North Carolina Western were examined to identify decisions on contested motions. The number of decisions found, the number granted, and the number denied are as follows:

Total Decisions: 6

Total Granted: 1 Plaintiff Granted: 1 Defendant Granted: 0

Total Denied: 4 Plaintiff Denied: 4 Defendant Denied: 0

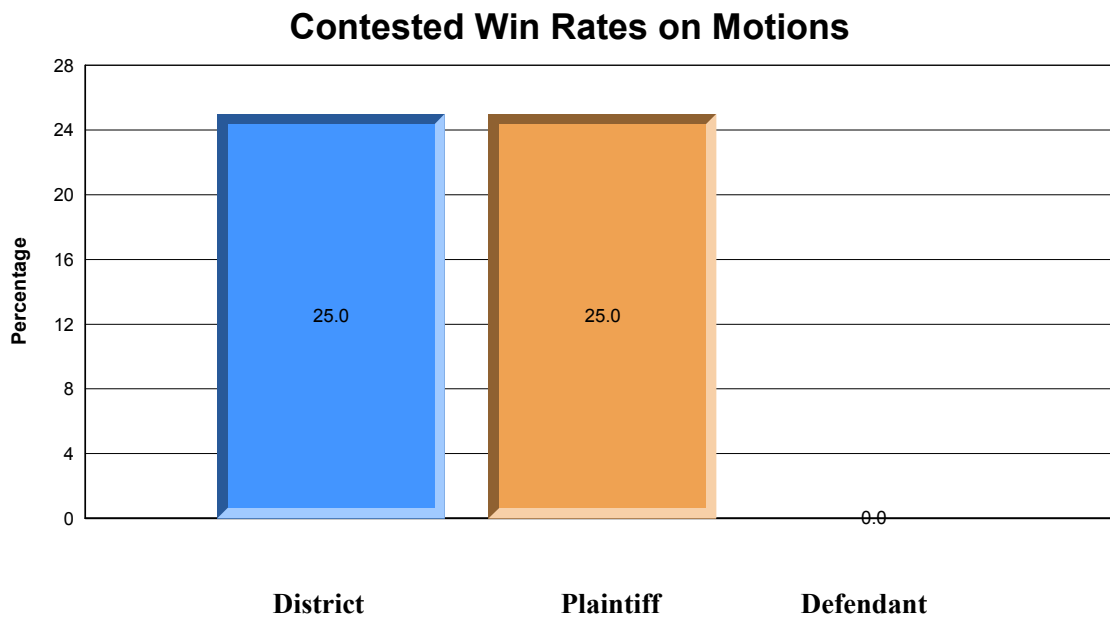
Total Granted in Part, Denied in Part: 1 Plaintiff Granted in Part: 1

Defendant Granted in Part: 0

Plaintiff Win Rate: 25.0%

Defendant Win Rate: 0.0%

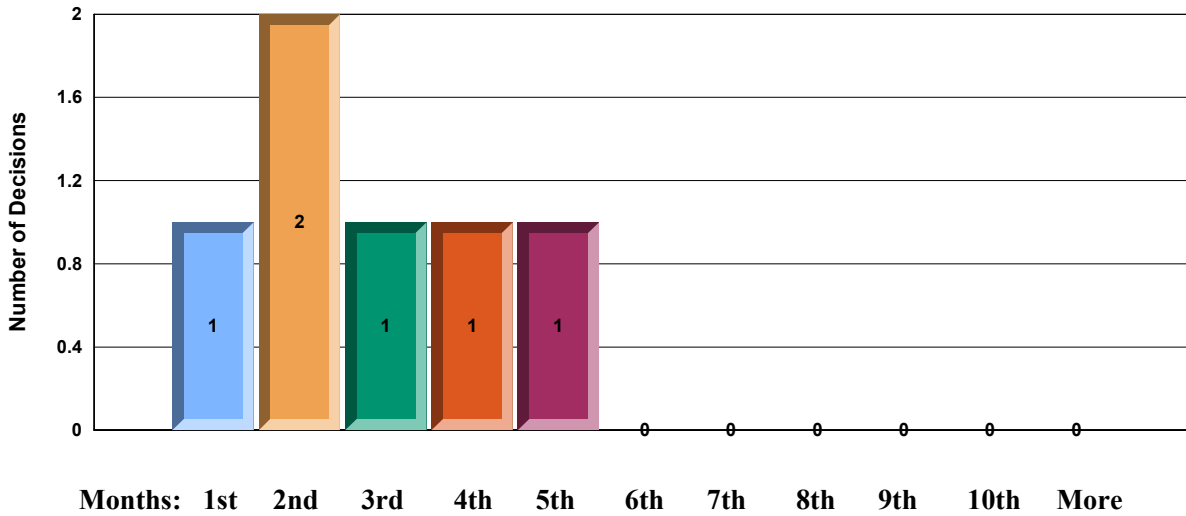
Overall Win Rate: 25.0%



The average time from motion filing to decision was 2.1 months from motion filing. The distribution of times to decision for these motions is illustrated in the chart below.

Distribution of Decisions

For North Carolina Western



Cogburn, Max

Total Decisions: 2
 Total Granted: 1
 Total Denied: 1
 Total Granted in Part, Denied in Part: 0
 Overall Win Rate: 50.0%
 Average Time to Decision: 2.5 months from motion filing

Case Number	Case Name	Movant	Decision	Pendency	Decision Date	Pharma?
3:14cv00043	Celgard, LLC v. LG Chem, Ltd. et al	Plaintiff	Granted	4.44	7/18/2014	
3:13cv00254	Celgard, LLC v. SK Innovation Co., Ltd.	Plaintiff	Denied	0.59	8/29/2014	

Conrad, Robert

Total Decisions: 1
 Total Granted: 0
 Total Denied: 1
 Total Granted in Part, Denied in Part: 0
 Overall Win Rate: 0.0%
 Average Time to Decision: 1.3 months from motion filing

Case Number	Case Name	Movant	Decision	Pendency	Decision Date	Pharma?
3:06cv00066	The Attic Tent, Inc. v. Copeland et al	Plaintiff	Denied	1.32	3/28/2006	

Mullen, Graham

Total Decisions: 1
 Total Granted: 0
 Total Denied: 1
 Total Granted in Part, Denied in Part: 0
 Overall Win Rate: 0.0%
 Average Time to Decision: 2.0 months from motion filing

Case Number	Case Name	Movant	Decision	Pendency	Decision Date	Pharma?
3:05cv00420	IMO Industries, Inc. v. Seim S.R.L. et al	Plaintiff	Denied	2.01	10/17/2006	

Reidinger, Martin

Total Decisions: 1
 Total Granted: 0
 Total Denied: 1
 Total Granted in Part, Denied in Part: 0
 Overall Win Rate: 0.0%
 Average Time to Decision: 3.2 months from motion filing

Case Number	Case Name	Movant	Decision	Pendency	Decision Date	Pharma?
3:08cv00576	Precision Links, Inc. v. USA Products Group Inc. et al	Plaintiff	Denied	3.22	9/22/2009	

Whitney, Frank

Total Decisions: 1
 Total Granted: 0
 Total Denied: 0
 Total Granted in Part, Denied in Part: 1
 Overall Win Rate: 0.0%
 Average Time to Decision: 0.0 months from motion filing

Case Number	Case Name	Movant	Decision	Pendency	Decision Date	Pharma?
3:07cv00221	Racing Optics, Inc. v. O'Neal et al	Plaintiff	Granted in part, Denied in Part	1.15	8/21/2007	

North Dakota

The dockets of patent cases in North Dakota were examined to identify decisions on contested motions. The number of decisions found, the number granted, and the number denied are as follows:

Total Decisions: 2

Total Granted: 2 Plaintiff Granted: 2 Defendant Granted: 0

Total Denied: 0 Plaintiff Denied: 0 Defendant Denied: 0

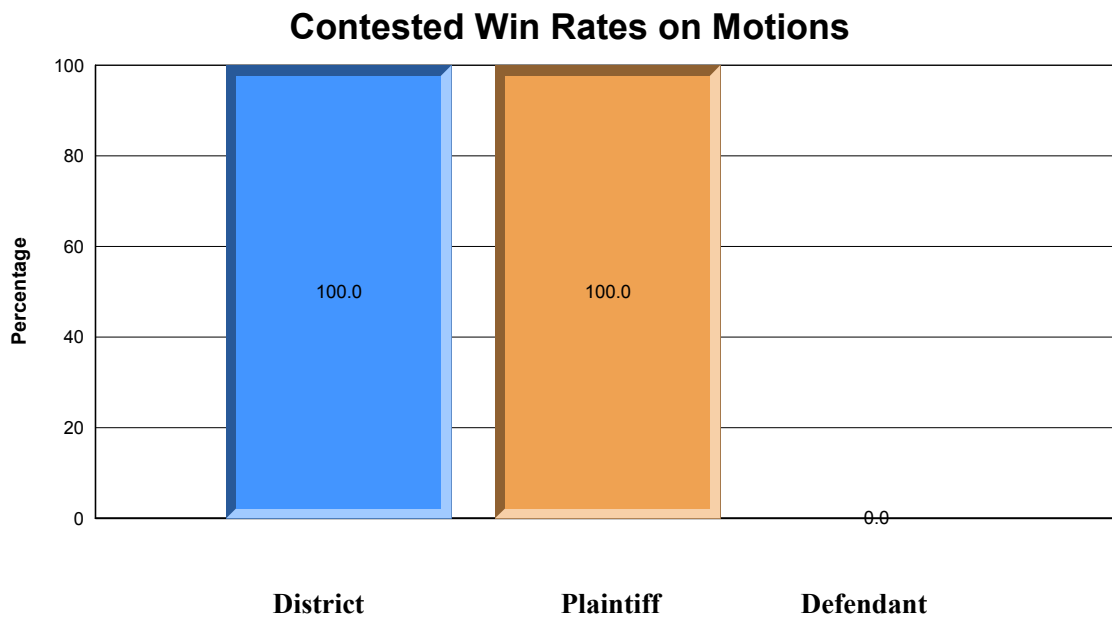
Total Granted in Part, Denied in Part: 0 Plaintiff Granted in Part: 0

Defendant Granted in Part: 0

Plaintiff Win Rate: 100.0%

Defendant Win Rate: 0.0%

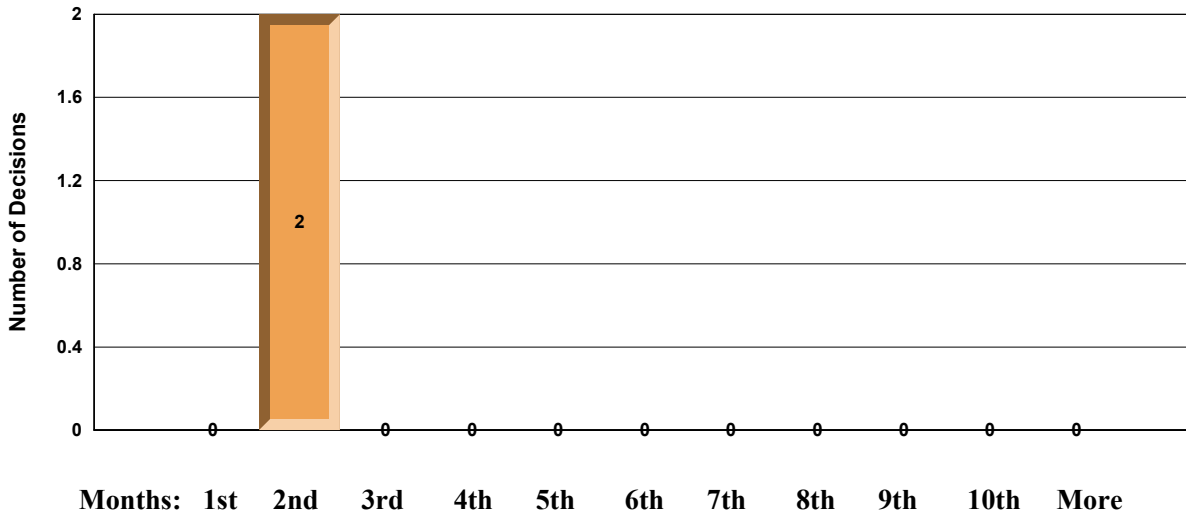
Overall Win Rate: 100.0%



The average time from motion filing to decision was 1.4 months from motion filing. The distribution of times to decision for these motions is illustrated in the chart below.

Distribution of Decisions

For North Dakota



Hovland, Daniel

Total Decisions: 1
 Total Granted: 1
 Total Denied: 0
 Total Granted in Part, Denied in Part: 0
 Overall Win Rate: 100.0%
 Average Time to Decision: 1.0 months from motion filing

Case Number	Case Name	Movant	Decision	Pendency	Decision Date	Pharma?
1:05cv00126	Beggs et al v. Bismarck Phoenix Equipment, Inc.	Plaintiff	Granted	1.02	1/5/2006	

Klein, Karen

Total Decisions: 1
 Total Granted: 1
 Total Denied: 0
 Total Granted in Part, Denied in Part: 0
 Overall Win Rate: 100.0%
 Average Time to Decision: 1.7 months from motion filing

Case Number	Case Name	Movant	Decision	Pendency	Decision Date	Pharma?
3:02cv00118	C&A Plus, Inc., et al v. Pride Solutions, LLC	Plaintiff	Granted	1.74	2/7/2003	

Ohio Northern

The dockets of patent cases in Ohio Northern were examined to identify decisions on contested motions. The number of decisions found, the number granted, and the number denied are as follows:

Total Decisions: 15

Total Granted: 4 Plaintiff Granted: 3 Defendant Granted: 1

Total Denied: 11 Plaintiff Denied: 11 Defendant Denied: 0

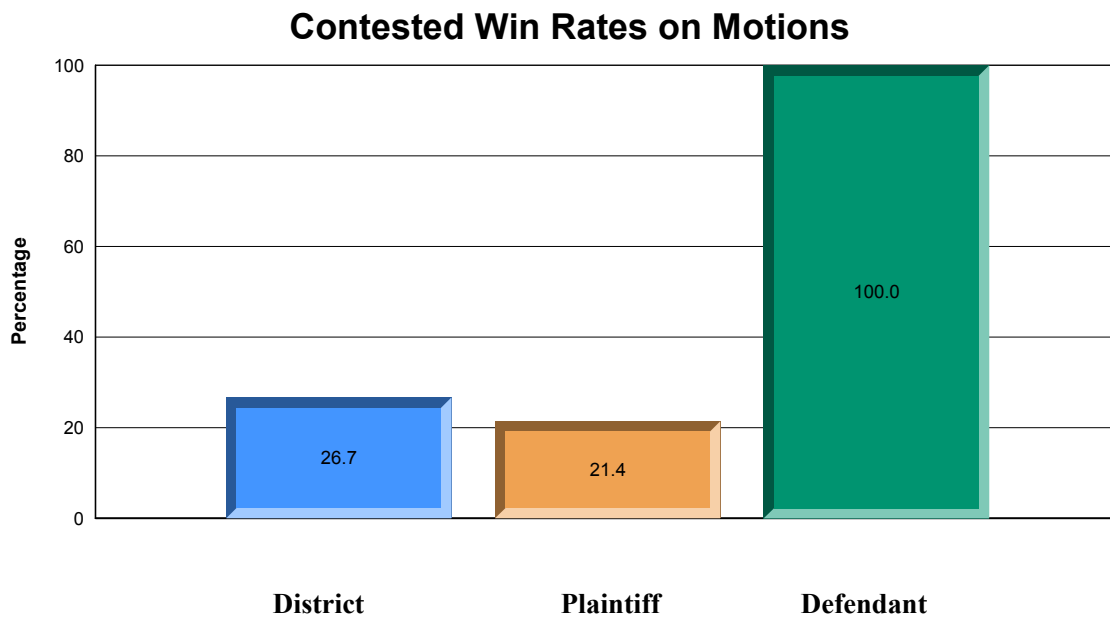
Total Granted in Part, Denied in Part: 0 Plaintiff Granted in Part: 0

Defendant Granted in Part: 0

Plaintiff Win Rate: 21.4%

Defendant Win Rate: 100.0%

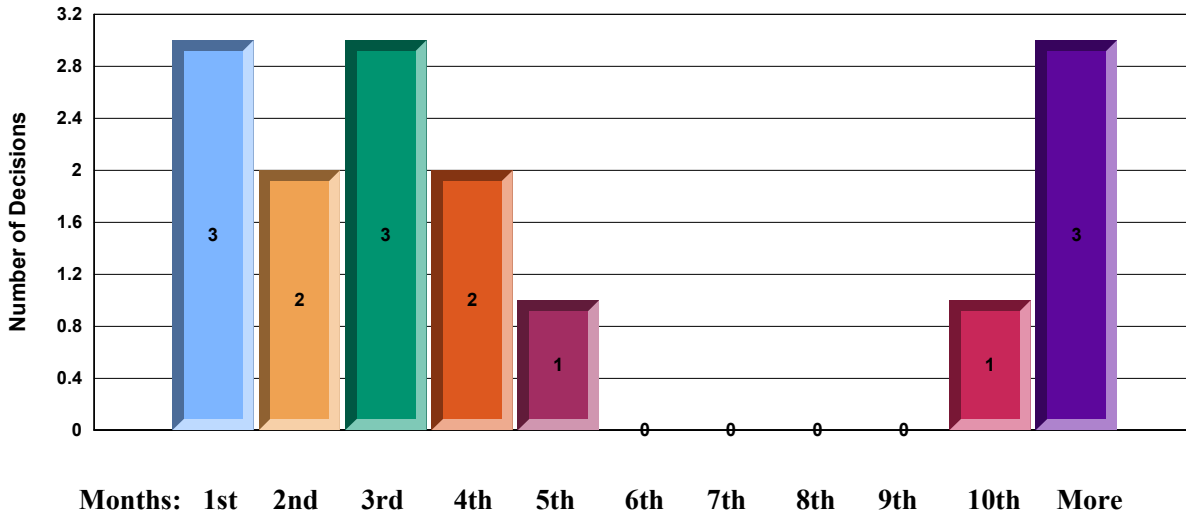
Overall Win Rate: 26.7%



The average time from motion filing to decision was 5.0 months from motion filing. The distribution of times to decision for these motions is illustrated in the chart below.

Distribution of Decisions

For Ohio Northern



Adams, John

Total Decisions: 2
 Total Granted: 1
 Total Denied: 1
 Total Granted in Part, Denied in Part: 0
 Overall Win Rate: 50.0%
 Average Time to Decision: 0.5 months from motion filing

Case Number	Case Name	Movant	Decision	Pendency	Decision Date	Pharma?
1:03cv00913	Ocean Innovations, Inc. et al v. Quarterberth, Inc. et al	Defendant	Granted	0.69	10/26/2009	
5:10cv01471	Unique Product Solutions, Limited v. Otis Products, Inc.	Plaintiff	Denied	0.39	9/21/2010	

Boyko, Christopher

Total Decisions: 1
 Total Granted: 0
 Total Denied: 1
 Total Granted in Part, Denied in Part: 0
 Overall Win Rate: 0.0%
 Average Time to Decision: 3.0 months from motion filing

Case Number	Case Name	Movant	Decision	Pendency	Decision Date	Pharma?
1:12cv00221	Shieldmark, Inc. v. Creative Safety Supply, LLC	Plaintiff	Denied without Prejudice	2.96	6/27/2012	

Gaughan, Patricia

Total Decisions: 4

Total Granted: 1

Total Denied: 3

Total Granted in Part, Denied in Part: 0

Overall Win Rate: 25.0%

Average Time to Decision: 2.5 months from motion filing

Case Number	Case Name	Movant	Decision	Pendency	Decision Date	Pharma?
1:00cv00350	Emerson Electric Co. et al v. Spartan Tool, L.L.C.	Plaintiff	Denied	3.59	6/30/2000	
1:09cv00409	Ourpet's Company v. Indipets, Inc.	Plaintiff	Granted	3.82	11/3/2009	
1:12cv00684	MRC Innovations, Inc. v. Hunter MFG, LLP et al	Plaintiff	Denied	2.60	6/7/2012	
1:15cv02331	Cleveland Clinic Foundation et al v. True Health Diagnostics LLC	Plaintiff	Denied	0.20	11/18/2015	

Oliver, Solomon

Total Decisions: 6

Total Granted: 2

Total Denied: 4

Total Granted in Part, Denied in Part: 0

Overall Win Rate: 33.3%

Average Time to Decision: 7.5 months from motion filing

Case Number	Case Name	Movant	Decision	Pendency	Decision Date	Pharma?
1:05cv01631	Winner International, Inc. et al v. Test-Rite Products Corporation	Plaintiff	Granted	1.51	8/22/2005	
1:05cv00561	Molten Metal Equipment Innovations Inc. v. Metallics Systems Co., L.P. et al	Plaintiff	Denied	4.31	8/22/2005	
1:05cv01631	Winner International, Inc. et al v. Test-Rite Products Corporation	Plaintiff	Granted	1.51	8/22/2005	
1:01cv02240	Sentry Protection Products, Inc. et al v. Eagle Manufacturing Company	Plaintiff	Denied	11.28	2/28/2003	
1:07cv00275	Vita-Mix Corporation v. Tristar Products et al	Plaintiff	Denied	16.78	9/30/2008	
1:07cv00275	Vita-Mix Corporation v. Tristar Products et al	Plaintiff	Denied	9.70	9/30/2008	

Zouhary, Jack

Total Decisions: 2

Total Granted: 0

Total Denied: 2

Total Granted in Part, Denied in Part: 0

Overall Win Rate: 0.0%

Average Time to Decision: 7.5 months from motion filing

Case Number	Case Name	Movant	Decision	Pendency	Decision Date	Pharma?
3:08cv02423	Bettcher Industries, Inc. v. Bunzl USA, Inc.	Plaintiff	Denied	12.76	2/26/2010	
3:10cv02217	G&M Media Packaging, Inc. et al v. Bruggeman & Desouter et al	Plaintiff	Denied	2.27	12/8/2010	

Ohio Southern

The dockets of patent cases in Ohio Southern were examined to identify decisions on contested motions. The number of decisions found, the number granted, and the number denied are as follows:

Total Decisions: 8

Total Granted: 3 Plaintiff Granted: 1 Defendant Granted: 2

Total Denied: 4 Plaintiff Denied: 4 Defendant Denied: 0

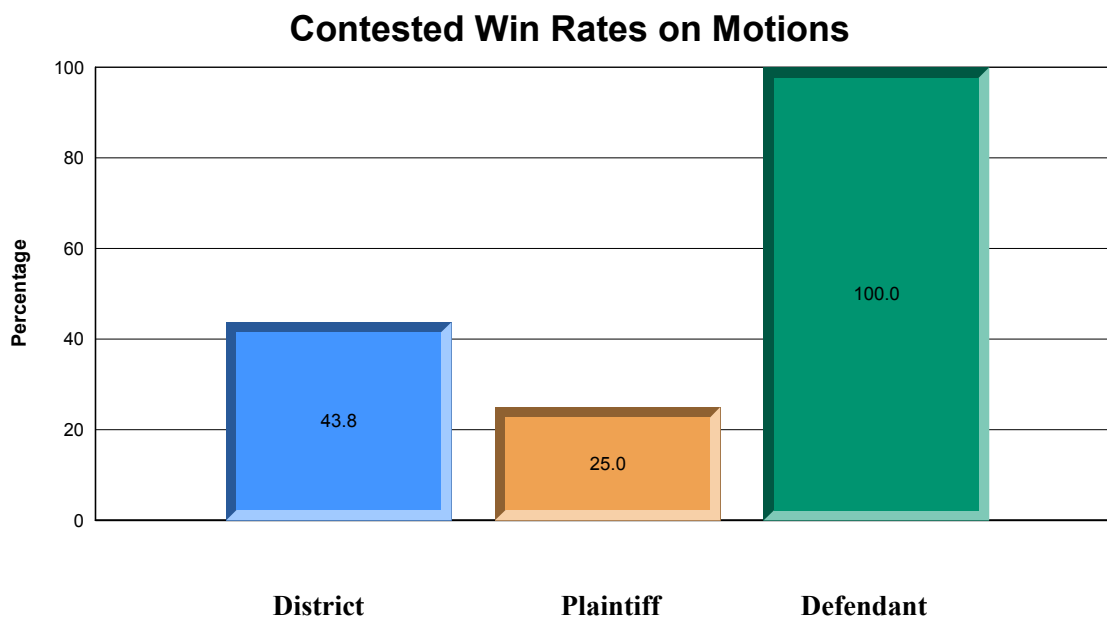
Total Granted in Part, Denied in Part: 1 Plaintiff Granted in Part: 1

Defendant Granted in Part: 0

Plaintiff Win Rate: 25.0%

Defendant Win Rate: 100.0%

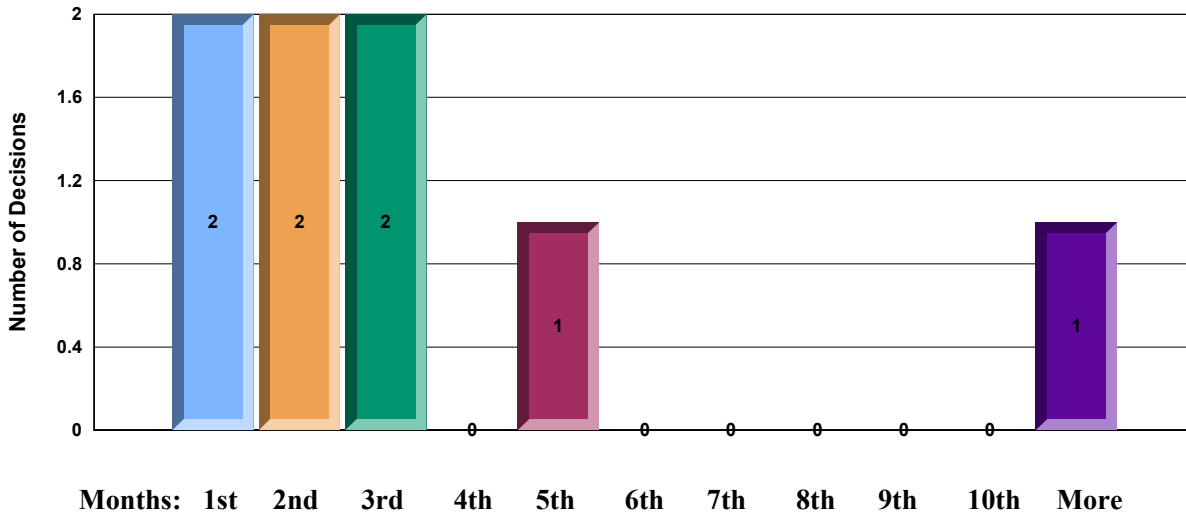
Overall Win Rate: 43.8%



The average time from motion filing to decision was 3.6 months from motion filing. The distribution of times to decision for these motions is illustrated in the chart below.

Distribution of Decisions

For Ohio Southern



Beckwith, Sandra

Total Decisions: 1
 Total Granted: 0
 Total Denied: 0
 Total Granted in Part, Denied in Part: 1
 Overall Win Rate: 0.0%
 Average Time to Decision: 0.0 months from motion filing

Case Number	Case Name	Movant	Decision	Pendency	Decision Date	Pharma?
1:02cv00693	Bay Technologies LLC v. Vito J Alta Villa, et al	Plaintiff	Granted in part, Denied in Part	0.82	10/21/2002	

Dlott, Susan

Total Decisions: 2
 Total Granted: 1
 Total Denied: 1
 Total Granted in Part, Denied in Part: 0
 Overall Win Rate: 50.0%
 Average Time to Decision: 2.0 months from motion filing

Case Number	Case Name	Movant	Decision	Pendency	Decision Date	Pharma?
1:00cv00869	Hoop, et al v. Hoop, et al	Defendant	Granted	1.05	3/2/2001	
1:01cv00800	Jack Guttman Inc v. Kopykake Enterprises	Plaintiff	Denied	2.96	2/19/2002	

Marbley, Algenon

Total Decisions: 3

Total Granted: 2

Total Denied: 1

Total Granted in Part, Denied in Part: 0

Overall Win Rate: 66.7%

Average Time to Decision: 2.5 months from motion filing

Case Number	Case Name	Movant	Decision	Pendency	Decision Date	Pharma?
2:00cv00974	The Cannon Group Inc v. Better Bags Inc	Defendant	Granted	0.79	8/9/2001	
2:03cv00655	Young v. Lumenis Inc	Plaintiff	Granted	4.54	1/26/2004	
2:10cv00768	Novak et al v. Farneman et al	Plaintiff	Denied	2.04	11/9/2010	

Smith, George

Total Decisions: 1

Total Granted: 0

Total Denied: 1

Total Granted in Part, Denied in Part: 0

Overall Win Rate: 0.0%

Average Time to Decision: 15.2 months from motion filing

Case Number	Case Name	Movant	Decision	Pendency	Decision Date	Pharma?
2:00cv00667	Scentual Candle Inc v. Lumi-Lite Candle Co, et al	Plaintiff	Denied	15.20	9/20/2001	

Watson, Michael

Total Decisions: 1

Total Granted: 0

Total Denied: 1

Total Granted in Part, Denied in Part: 0

Overall Win Rate: 0.0%

Average Time to Decision: 1.6 months from motion filing

Case Number	Case Name	Movant	Decision	Pendency	Decision Date	Pharma?
2:12cv00312	Roxane Laboratories, Inc. v. Abbott Laboratories, et al.	Plaintiff	Denied	1.64	8/21/2012	Pharma

Oklahoma Northern

The dockets of patent cases in Oklahoma Northern were examined to identify decisions on contested motions. The number of decisions found, the number granted, and the number denied are as follows:

Total Decisions: 2

Total Granted: 0 Plaintiff Granted: 0 Defendant Granted: 0

Total Denied: 2 Plaintiff Denied: 2 Defendant Denied: 0

Total Granted in Part, Denied in Part: 0 Plaintiff Granted in Part: 0

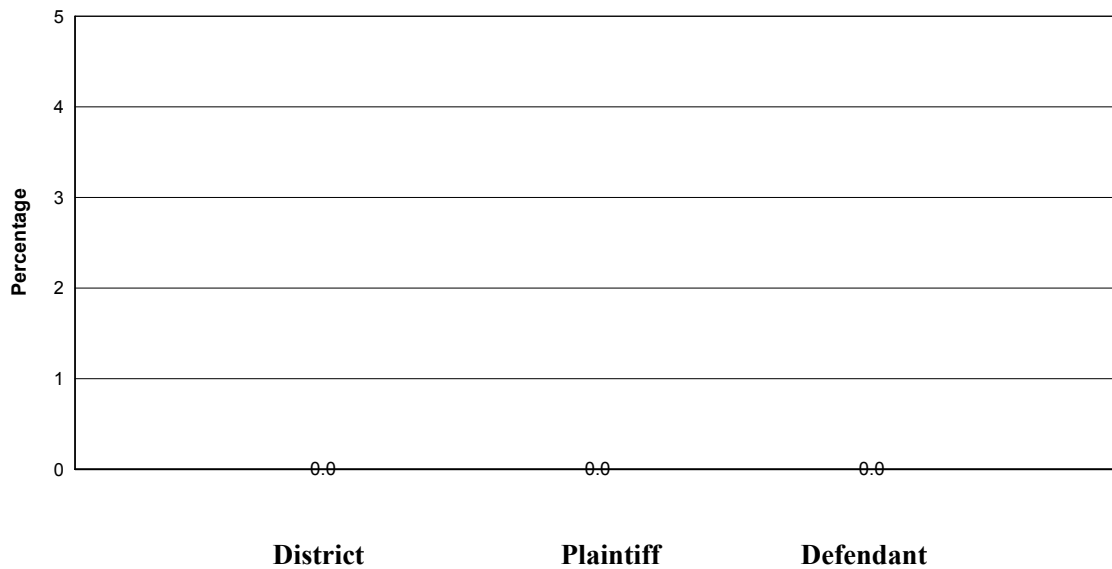
Defendant Granted in Part: 0

Plaintiff Win Rate: 0.0%

Defendant Win Rate: 0.0%

Overall Win Rate: 0.0%

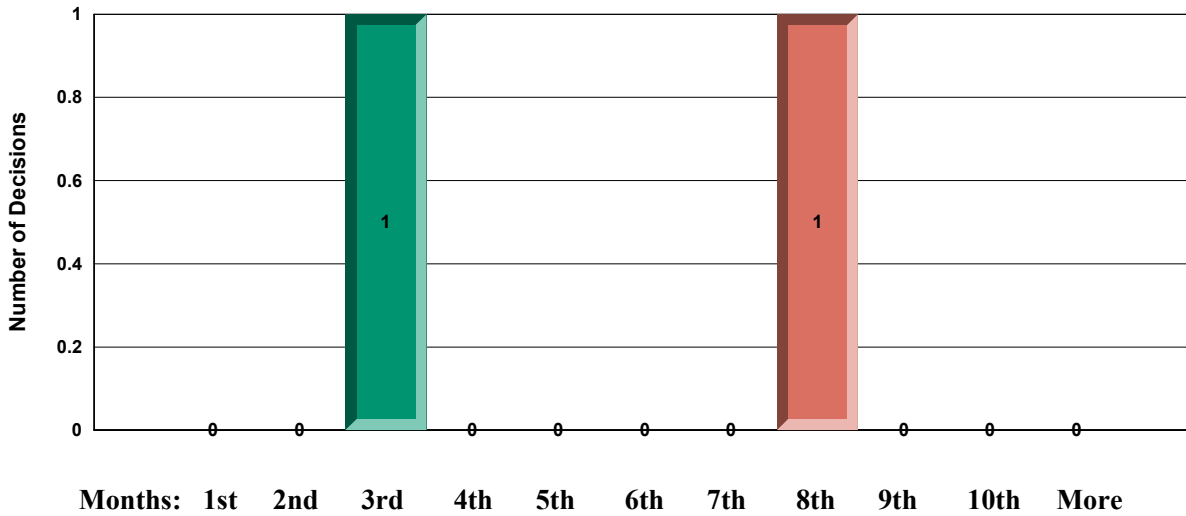
Contested Win Rates on Motions



The average time from motion filing to decision was 5.0 months from motion filing. The distribution of times to decision for these motions is illustrated in the chart below.

Distribution of Decisions

For Oklahoma Northern



Cleary, Paul

Total Decisions: 1
 Total Granted: 0
 Total Denied: 1
 Total Granted in Part, Denied in Part: 0
 Overall Win Rate: 0.0%
 Average Time to Decision: 7.0 months from motion filing

Case Number	Case Name	Movant	Decision	Pendency	Decision Date	Pharma?
4:03cv00545	Vantage Dump Trailer v. Eagle Rock Trailers, et al	Plaintiff	Denied	7.01	6/10/2004	

Eagan, Claire

Total Decisions: 1
 Total Granted: 0
 Total Denied: 1
 Total Granted in Part, Denied in Part: 0
 Overall Win Rate: 0.0%
 Average Time to Decision: 2.9 months from motion filing

Case Number	Case Name	Movant	Decision	Pendency	Decision Date	Pharma?
4:12cv00319	Arr-Maz Products, L.P. v. Shilling Construction Company, Inc.	Plaintiff	Denied	2.93	10/24/2012	

Oklahoma Western

The dockets of patent cases in Oklahoma Western were examined to identify decisions on contested motions. The number of decisions found, the number granted, and the number denied are as follows:

Total Decisions: 2

Total Granted: 1 Plaintiff Granted: 1 Defendant Granted: 0

Total Denied: 1 Plaintiff Denied: 1 Defendant Denied: 0

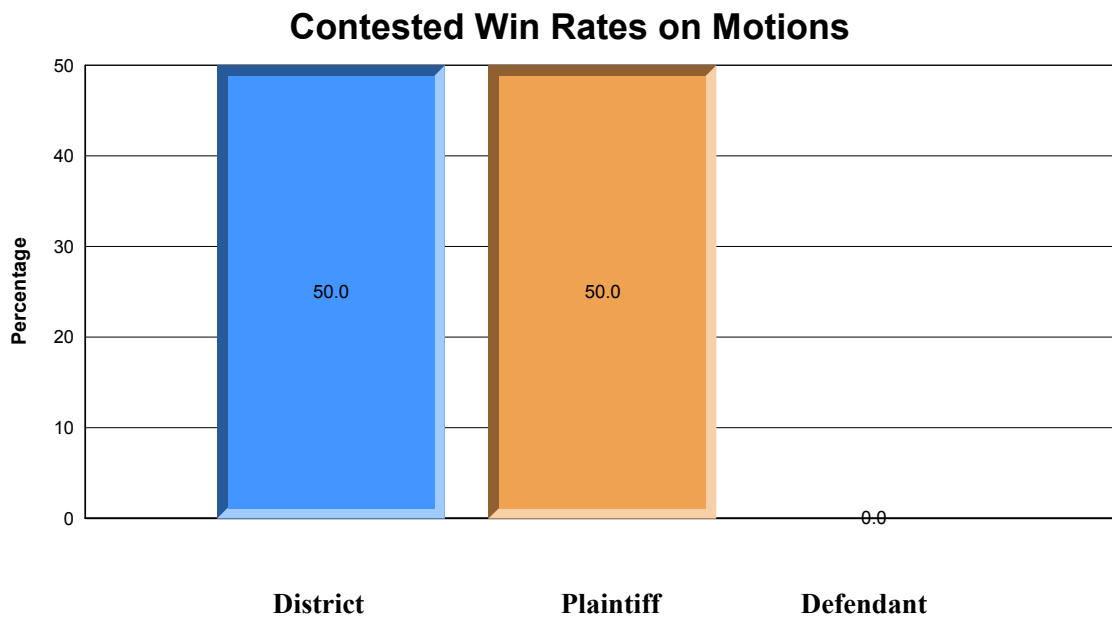
Total Granted in Part, Denied in Part: 0 Plaintiff Granted in Part: 0

Defendant Granted in Part: 0

Plaintiff Win Rate: 50.0%

Defendant Win Rate: 0.0%

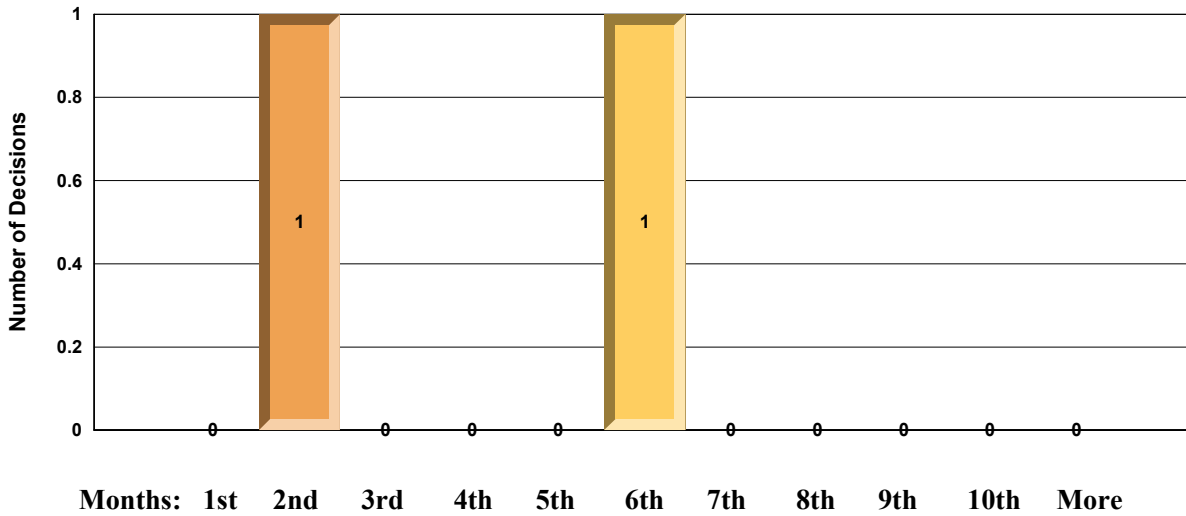
Overall Win Rate: 50.0%



The average time from motion filing to decision was 3.8 months from motion filing. The distribution of times to decision for these motions is illustrated in the chart below.

Distribution of Decisions

For Oklahoma Western



Heaton, Joe

Total Decisions: 1
 Total Granted: 1
 Total Denied: 0
 Total Granted in Part, Denied in Part: 0
 Overall Win Rate: 100.0%
 Average Time to Decision: 2.0 months from motion filing

Case Number	Case Name	Movant	Decision	Pendency	Decision Date	Pharma?
5:09cv00362	Dynamic Patents LLC v. Aeon Corporation et al	Plaintiff	Granted	1.97	6/12/2009	

Leonard, Timothy

Total Decisions: 1
 Total Granted: 0
 Total Denied: 1
 Total Granted in Part, Denied in Part: 0
 Overall Win Rate: 0.0%
 Average Time to Decision: 5.6 months from motion filing

Case Number	Case Name	Movant	Decision	Pendency	Decision Date	Pharma?
5:02cv00045	Cheatwood, et al v. WSI Manufacturing Co, et al	Plaintiff	Denied	5.63	7/1/2002	

Oregon

The dockets of patent cases in Oregon were examined to identify decisions on contested motions. The number of decisions found, the number granted, and the number denied are as follows:

Total Decisions: 11

Total Granted: 2 Plaintiff Granted: 2 Defendant Granted: 0

Total Denied: 9 Plaintiff Denied: 8 Defendant Denied: 1

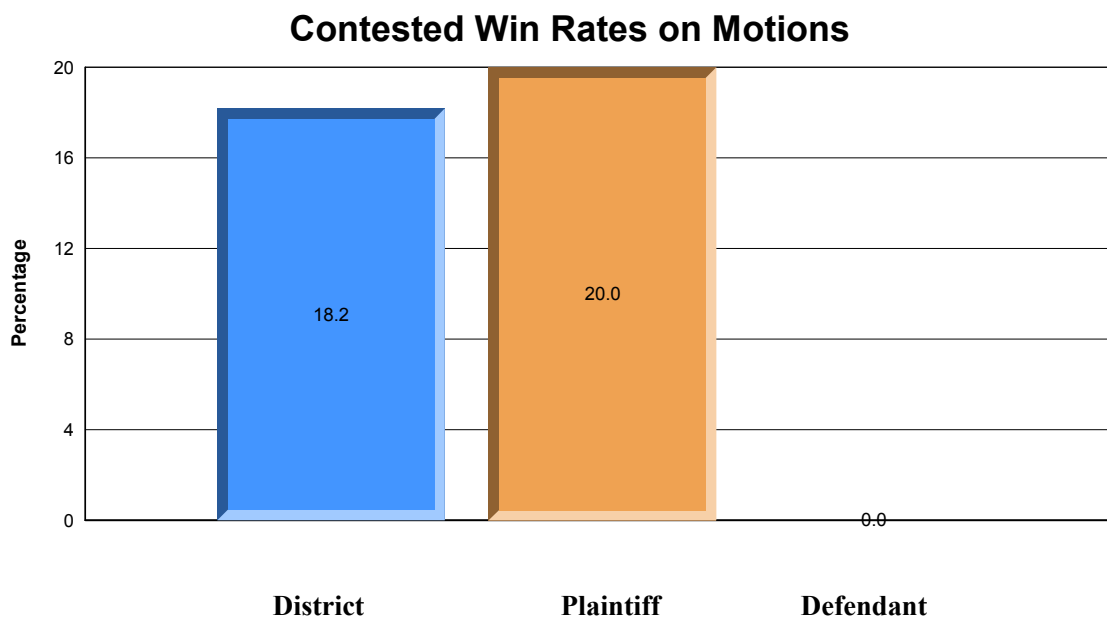
Total Granted in Part, Denied in Part: 0 Plaintiff Granted in Part: 0

Defendant Granted in Part: 0

Plaintiff Win Rate: 20.0%

Defendant Win Rate: 0.0%

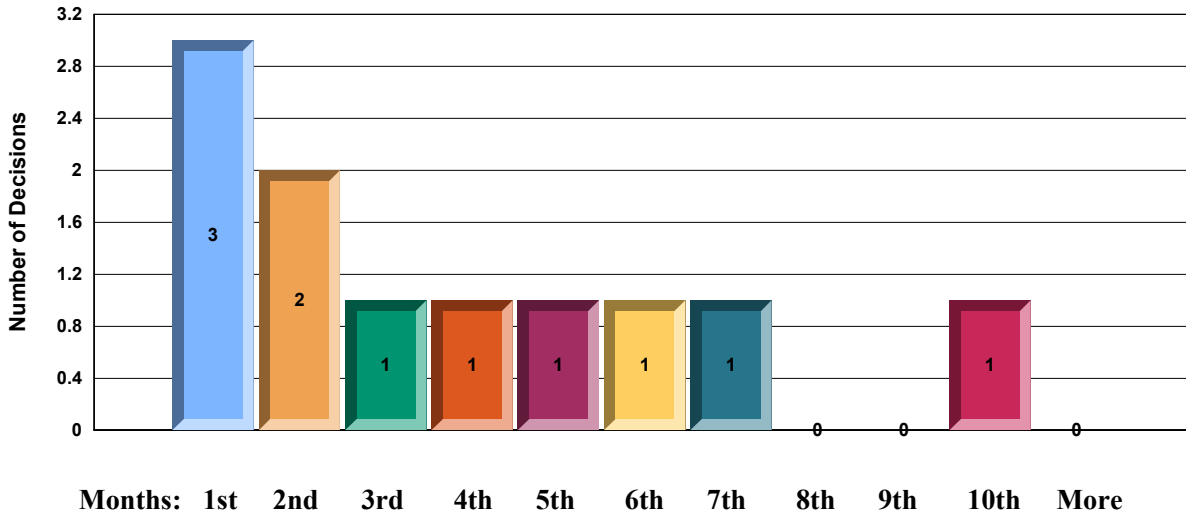
Overall Win Rate: 18.2%



The average time from motion filing to decision was 3.2 months from motion filing. The distribution of times to decision for these motions is illustrated in the chart below.

Distribution of Decisions

For Oregon



Acosta, John

Total Decisions: 1
 Total Granted: 0
 Total Denied: 1
 Total Granted in Part, Denied in Part: 0
 Overall Win Rate: 0.0%
 Average Time to Decision: 3.5 months from motion filing

Case Number	Case Name	Movant	Decision	Pendency	Decision Date	Pharma?
3:13cv00401	World Class Technology Corporation v. Ormco Corporation	Defendant	Denied	3.45	8/9/2013	

Brown, Anna

Total Decisions: 3
 Total Granted: 0
 Total Denied: 3
 Total Granted in Part, Denied in Part: 0
 Overall Win Rate: 0.0%
 Average Time to Decision: 0.5 months from motion filing

Case Number	Case Name	Movant	Decision	Pendency	Decision Date	Pharma?
3:07cv00707	Precision Automation, Inc. v. Technical Services, Inc. et al	Plaintiff	Denied	1.32	12/17/2007	
3:10cv00231	FLIR Systems, Inc. v. Gambaro et al	Plaintiff	Denied	0.16	12/20/2011	
3:10cv00231	FLIR Systems, Inc. v. Gambaro et al	Plaintiff	Denied	0.13	12/20/2011	

Hernandez, Marco

Total Decisions: 1
 Total Granted: 0
 Total Denied: 1
 Total Granted in Part, Denied in Part: 0
 Overall Win Rate: 0.0%
 Average Time to Decision: 2.8 months from motion filing

Case Number	Case Name	Movant	Decision	Pendency	Decision Date	Pharma?
3:14cv00071	Kee Action Sports, LLC v. Shyang Huei Industrial Co., LTD.	Plaintiff	Denied	2.76	11/5/2014	

Jones, Robert

Total Decisions: 1
 Total Granted: 1
 Total Denied: 0
 Total Granted in Part, Denied in Part: 0
 Overall Win Rate: 100.0%
 Average Time to Decision: 4.6 months from motion filing

Case Number	Case Name	Movant	Decision	Pendency	Decision Date	Pharma?
3:01cv01158	Michaels Of Oregon Co. v. Clean Gun, LLC et al	Plaintiff	Granted	4.57	9/19/2002	

King, Garr

Total Decisions: 3
 Total Granted: 1
 Total Denied: 2
 Total Granted in Part, Denied in Part: 0
 Overall Win Rate: 33.3%
 Average Time to Decision: 6.9 months from motion filing

Case Number	Case Name	Movant	Decision	Pendency	Decision Date	Pharma?
3:02cv01498	Smart Parts, Inc. v. Indian Creek Designs, Inc.	Plaintiff	Denied	5.33	4/16/2003	
3:02cv01557	Smart Parts Inc v. WDP Ltd	Plaintiff	Denied	9.34	12/23/2003	
3:05cv00611	Smith & Nephew, Inc. et al v. Biomet, Inc. et al	Plaintiff	Granted	6.12	11/21/2005	

Mosman, Michael

Total Decisions: 1
 Total Granted: 0
 Total Denied: 1
 Total Granted in Part, Denied in Part: 0
 Overall Win Rate: 0.0%
 Average Time to Decision: 1.2 months from motion filing

Case Number	Case Name	Movant	Decision	Pendency	Decision Date	Pharma?
3:14cv01586	Lyden v. adidas America, Inc. et al	Plaintiff	Denied	1.22	2/20/2015	

Papak, Paul

Total Decisions: 1

Total Granted: 0

Total Denied: 1

Total Granted in Part, Denied in Part: 0

Overall Win Rate: 0.0%

Average Time to Decision: 0.3 months from motion filing

Case Number	Case Name	Movant	Decision	Pendency	Decision Date	Pharma?
3:10cv01257	Security Chain Corporation v. Quality Chain Corporation	Plaintiff	Denied	0.30	11/5/2010	

Pennsylvania Eastern

The dockets of patent cases in Pennsylvania Eastern were examined to identify decisions on contested motions. The number of decisions found, the number granted, and the number denied are as follows:

Total Decisions: 13

Total Granted: 4 Plaintiff Granted: 3 Defendant Granted: 1

Total Denied: 9 Plaintiff Denied: 9 Defendant Denied: 0

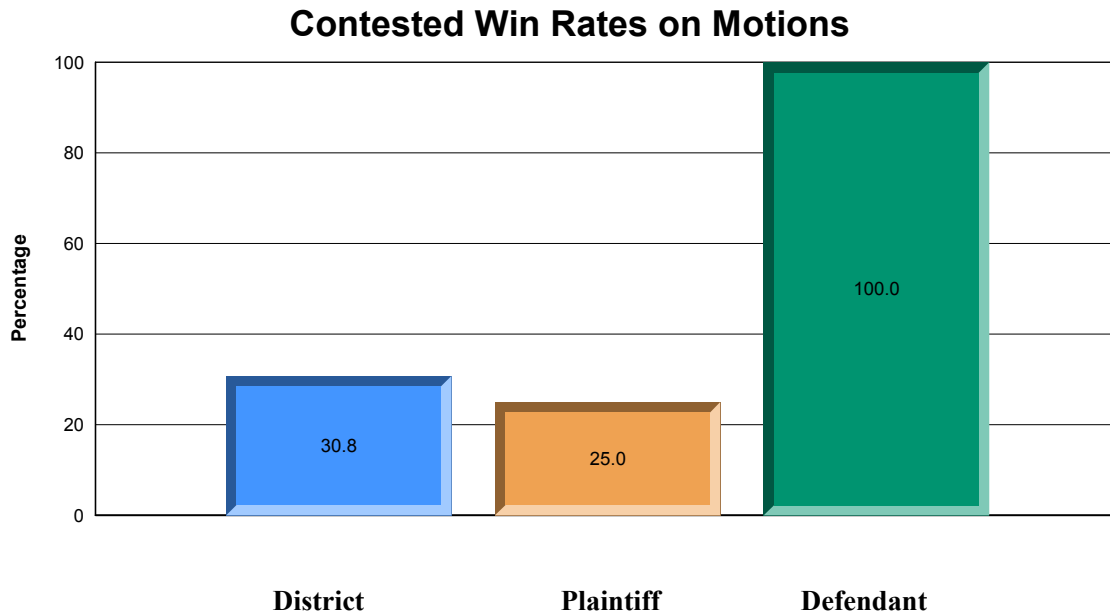
Total Granted in Part, Denied in Part: 0 Plaintiff Granted in Part: 0

Defendant Granted in Part: 0

Plaintiff Win Rate: 25.0%

Defendant Win Rate: 100.0%

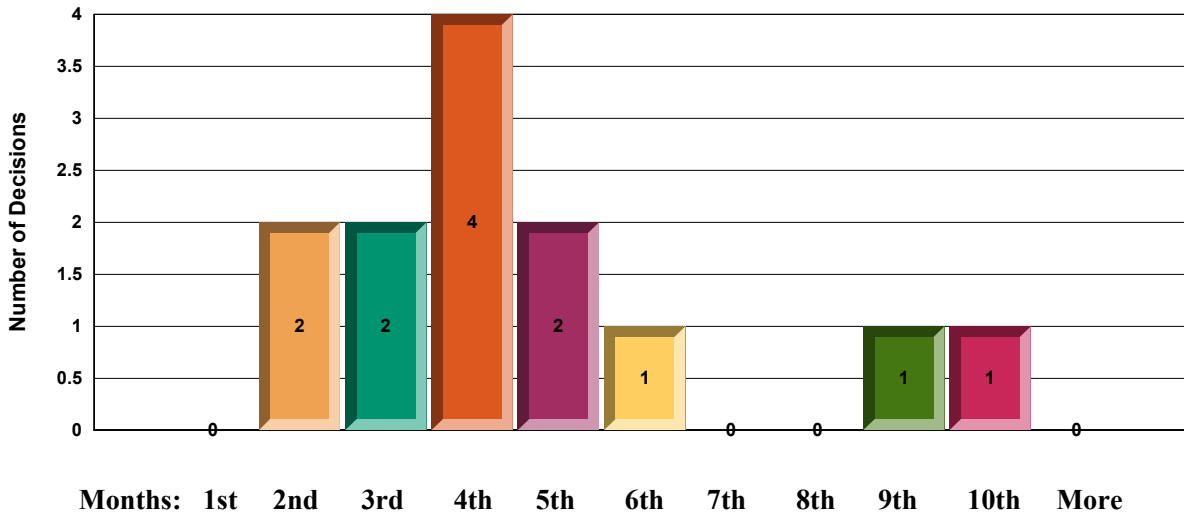
Overall Win Rate: 30.8%



The average time from motion filing to decision was 4.2 months from motion filing. The distribution of times to decision for these motions is illustrated in the chart below.

Distribution of Decisions

For Pennsylvania Eastern



Baylson, Michael

Total Decisions: 1
 Total Granted: 1
 Total Denied: 0
 Total Granted in Part, Denied in Part: 0
 Overall Win Rate: 100.0%
 Average Time to Decision: 2.1 months from motion filing

Case Number	Case Name	Movant	Decision	Pendency	Decision Date	Pharma?
2:03md01498	IN RE LAUGHLIN PRODUCTS, INC., PATENT LITIGATION	Defendant	Granted	2.14	5/29/2003	

Davis, Legrome

Total Decisions: 2
 Total Granted: 0
 Total Denied: 2
 Total Granted in Part, Denied in Part: 0
 Overall Win Rate: 0.0%
 Average Time to Decision: 1.4 months from motion filing

Case Number	Case Name	Movant	Decision	Pendency	Decision Date	Pharma?
2:03cv05374	CF INFLIGHT, LTD. v. CABLECAM SYSTEMS, LTD.	Plaintiff	Denied	1.22	1/30/2004	
2:16cv06516	PROMPTU SYSTEMS CORPORATION v. COMCAST CORPORATION et al	Plaintiff	Denied	1.64	5/18/2017	

DuBois, Jan

Total Decisions: 2

Total Granted: 0

Total Denied: 2

Total Granted in Part, Denied in Part: 0

Overall Win Rate: 0.0%

Average Time to Decision: 7.4 months from motion filing

Case Number	Case Name	Movant	Decision	Pendency	Decision Date	Pharma?
2:00cv05723	SYLMARK, INC., et al v. HUNCHO, LLC, et al	Plaintiff	Denied	8.88	8/13/2001	
2:02cv02723	U-FUEL, INC. (NV) v. HIGHLAND TANK & MANUFACTURING COMPANY, INC et al	Plaintiff	Denied	5.89	11/4/2002	

Kelly, Robert

Total Decisions: 1

Total Granted: 0

Total Denied: 1

Total Granted in Part, Denied in Part: 0

Overall Win Rate: 0.0%

Average Time to Decision: 4.7 months from motion filing

Case Number	Case Name	Movant	Decision	Pendency	Decision Date	Pharma?
2:97cv06885	GRACO CHILDREN'S v. REGALO INTERNATIONAL	Plaintiff	Denied	4.70	1/5/2001	

McLaughlin, Mary

Total Decisions: 2

Total Granted: 2

Total Denied: 0

Total Granted in Part, Denied in Part: 0

Overall Win Rate: 100.0%

Average Time to Decision: 3.6 months from motion filing

Case Number	Case Name	Movant	Decision	Pendency	Decision Date	Pharma?
2:01cv01605	LAWMAN ARMOR CORPORA v. WINNER INTERNATIONAL	Plaintiff	Granted	3.45	1/23/2002	
2:02cv06877	NATIONAL STEEL CAR, LTD. v. CANADIAN PACIFIC RAILWAY	Plaintiff	Granted	3.68	1/7/2003	

Pappert, Gerald

Total Decisions: 1

Total Granted: 1

Total Denied: 0

Total Granted in Part, Denied in Part: 0

Overall Win Rate: 100.0%

Average Time to Decision: 3.5 months from motion filing

Case Number	Case Name	Movant	Decision	Pendency	Decision Date	Pharma?
2:15cv06277	PENN ENGINEERING & MANUFACTURING CORP. v. PEMCO HARDWARE, INC. et al	Plaintiff	Granted	3.52	3/9/2016	

Pratter, Gene

Total Decisions: 1

Total Granted: 0

Total Denied: 1

Total Granted in Part, Denied in Part: 0

Overall Win Rate: 0.0%

Average Time to Decision: 4.0 months from motion filing

Case Number	Case Name	Movant	Decision	Pendency	Decision Date	Pharma?
2:09cv02789	TRANSCORE, L.P. v. MARK IV INDUSTRIES CORP.	Plaintiff	Denied	4.01	10/19/2009	

Robreno, Eduardo

Total Decisions: 2

Total Granted: 0

Total Denied: 2

Total Granted in Part, Denied in Part: 0

Overall Win Rate: 0.0%

Average Time to Decision: 5.8 months from motion filing

Case Number	Case Name	Movant	Decision	Pendency	Decision Date	Pharma?
2:05cv04986	ROADMASTER (USA) CORP. v. ELECTRA ACCESSORIES, INC.	Plaintiff	Denied without Prejudice	2.53	12/9/2005	
2:09cv02561	QUAD/TECH, INCORPORATED v. Q.I. PRESS CONTROLS B.V. et al	Plaintiff	Denied	9.14	4/6/2010	

Schiller, Berle

Total Decisions: 1

Total Granted: 0

Total Denied: 1

Total Granted in Part, Denied in Part: 0

Overall Win Rate: 0.0%

Average Time to Decision: 3.6 months from motion filing

Case Number	Case Name	Movant	Decision	Pendency	Decision Date	Pharma?
5:10cv05161	PRECISION MEDICAL, INC. v. GENSTAR TECHNOLOGIES, INC. et al	Plaintiff	Denied	3.59	5/3/2011	

Pennsylvania Middle

The dockets of patent cases in Pennsylvania Middle were examined to identify decisions on contested motions. The number of decisions found, the number granted, and the number denied are as follows:

Total Decisions: 1

Total Granted: 1 Plaintiff Granted: 1 Defendant Granted: 0

Total Denied: 0 Plaintiff Denied: 0 Defendant Denied: 0

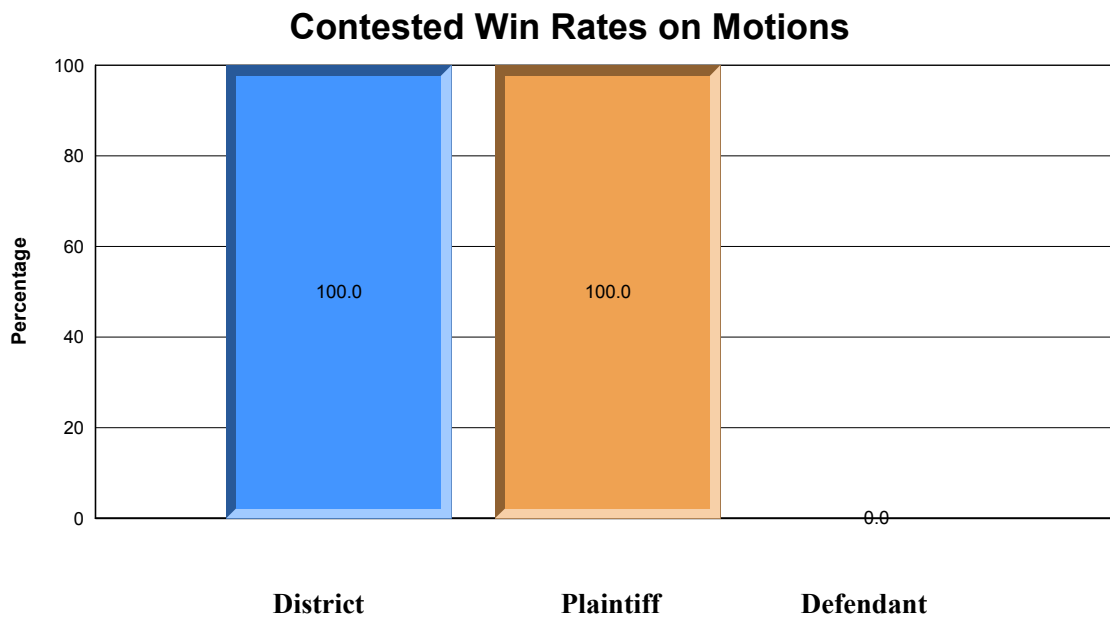
Total Granted in Part, Denied in Part: 0 Plaintiff Granted in Part: 0

Defendant Granted in Part: 0

Plaintiff Win Rate: 100.0%

Defendant Win Rate: 0.0%

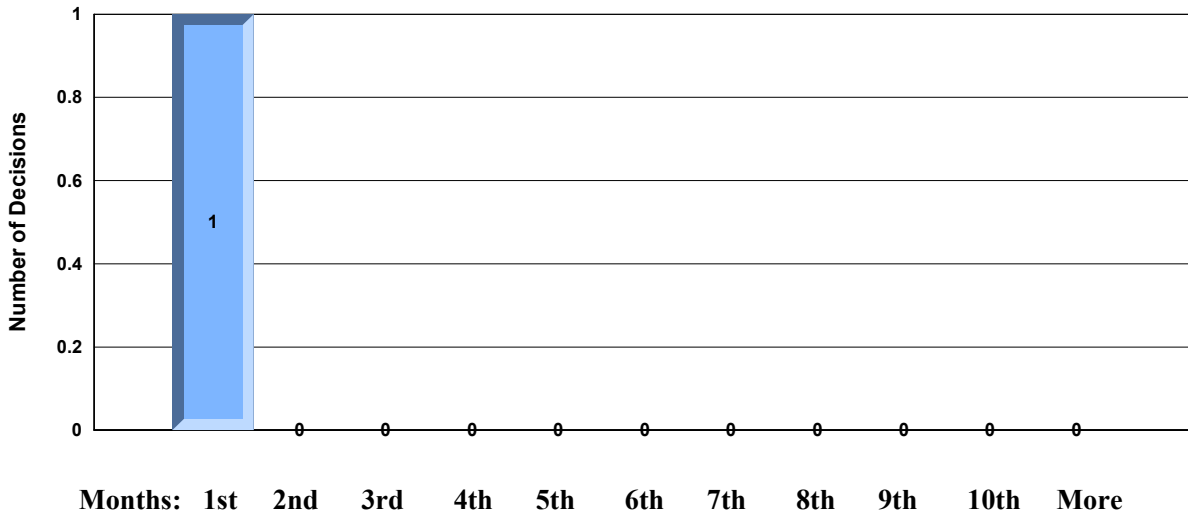
Overall Win Rate: 100.0%



The average time from motion filing to decision was 0.6 months from motion filing. The distribution of times to decision for these motions is illustrated in the chart below.

Distribution of Decisions

For Pennsylvania Middle



Conner, Christopher

Total Decisions: 1
 Total Granted: 1
 Total Denied: 0
 Total Granted in Part, Denied in Part: 0
 Overall Win Rate: 100.0%
 Average Time to Decision: 0.6 months from motion filing

Case Number	Case Name	Movant	Decision	Pendency	Decision Date	Pharma?
3:06cv01105	Arlington Industries, Inc. v. Bridgeport Fittings Inc	Plaintiff	Granted	0.56	7/18/2011	

Pennsylvania Western

The dockets of patent cases in Pennsylvania Western were examined to identify decisions on contested motions. The number of decisions found, the number granted, and the number denied are as follows:

Total Decisions: 7

Total Granted: 1 Plaintiff Granted: 1 Defendant Granted: 0

Total Denied: 6 Plaintiff Denied: 6 Defendant Denied: 0

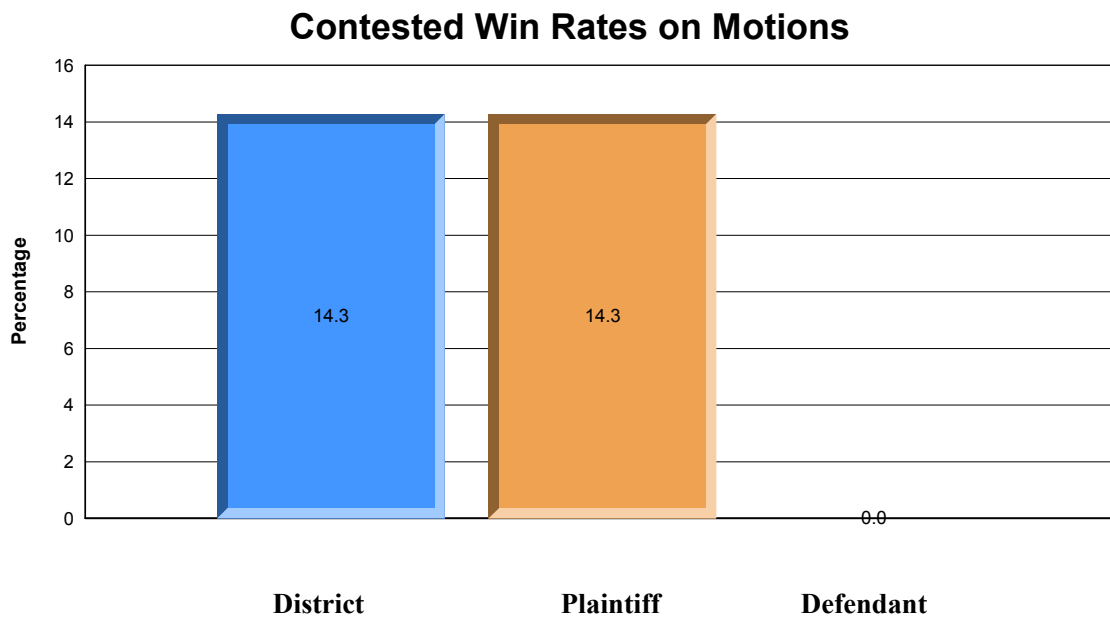
Total Granted in Part, Denied in Part: 0 Plaintiff Granted in Part: 0

Defendant Granted in Part: 0

Plaintiff Win Rate: 14.3%

Defendant Win Rate: 0.0%

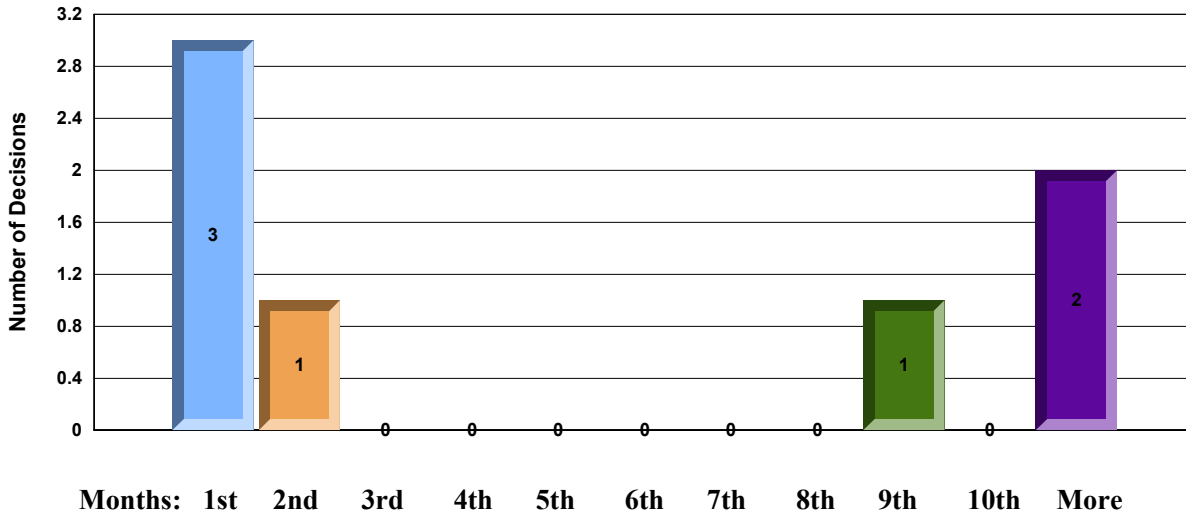
Overall Win Rate: 14.3%



The average time from motion filing to decision was 4.5 months from motion filing. The distribution of times to decision for these motions is illustrated in the chart below.

Distribution of Decisions

For Pennsylvania Western



Ambrose, Donetta

Total Decisions: 1
 Total Granted: 0
 Total Denied: 1
 Total Granted in Part, Denied in Part: 0
 Overall Win Rate: 0.0%
 Average Time to Decision: 1.6 months from motion filing

Case Number	Case Name	Movant	Decision	Pendency	Decision Date	Pharma?
2:04cv01549	SIGHTSOUND TECH v. ROXIO, INC., et al	Plaintiff	Denied without Prejudice	1.61	2/28/2005	

Bissoon, Cathy

Total Decisions: 2
 Total Granted: 1
 Total Denied: 1
 Total Granted in Part, Denied in Part: 0
 Overall Win Rate: 50.0%
 Average Time to Decision: 0.1 months from motion filing

Case Number	Case Name	Movant	Decision	Pendency	Decision Date	Pharma?
2:06cv01477	DELTA FRANGIBLE AMMUNITION, LLC v. SINTERFIRE, INC	Plaintiff	Granted	0.00	1/13/2009	
2:06cv01477	DELTA FRANGIBLE AMMUNITION, LLC v. SINTERFIRE, INC	Plaintiff	Denied	0.30	6/5/2009	

Conti, Joy

Total Decisions: 2

Total Granted: 0

Total Denied: 2

Total Granted in Part, Denied in Part: 0

Overall Win Rate: 0.0%

Average Time to Decision: 10.4 months from motion filing

Case Number	Case Name	Movant	Decision	Pendency	Decision Date	Pharma?
2:03cv00492	RICCHIO v. OCEAN WAVE MASSAGE, et al	Plaintiff	Denied	10.07	6/1/2004	
2:12cv00601	AMERICAN BEVERAGE CORPORATION et al v. DIAGEO NORTH AMERICA, INC. et al	Plaintiff	Denied	10.69	3/28/2013	

Fischer, Nora

Total Decisions: 1

Total Granted: 0

Total Denied: 1

Total Granted in Part, Denied in Part: 0

Overall Win Rate: 0.0%

Average Time to Decision: 0.0 months from motion filing

Case Number	Case Name	Movant	Decision	Pendency	Decision Date	Pharma?
2:16cv00762	CNX GAS COMPANY LLC v. WELL CONTROL TECHNOLOGIES, INC.	Plaintiff	Denied without Prejudice	0.03	6/15/2016	

McVerry, Terrence

Total Decisions: 1

Total Granted: 0

Total Denied: 1

Total Granted in Part, Denied in Part: 0

Overall Win Rate: 0.0%

Average Time to Decision: 8.6 months from motion filing

Case Number	Case Name	Movant	Decision	Pendency	Decision Date	Pharma?
2:02cv02044	MEDRAD, INC. v. MRI DEVICES CORPORAT	Plaintiff	Denied	8.59	8/13/2003	

Rhode Island

The dockets of patent cases in Rhode Island were examined to identify decisions on contested motions. The number of decisions found, the number granted, and the number denied are as follows:

Total Decisions: 4

Total Granted: 1 Plaintiff Granted: 1 Defendant Granted: 0

Total Denied: 3 Plaintiff Denied: 3 Defendant Denied: 0

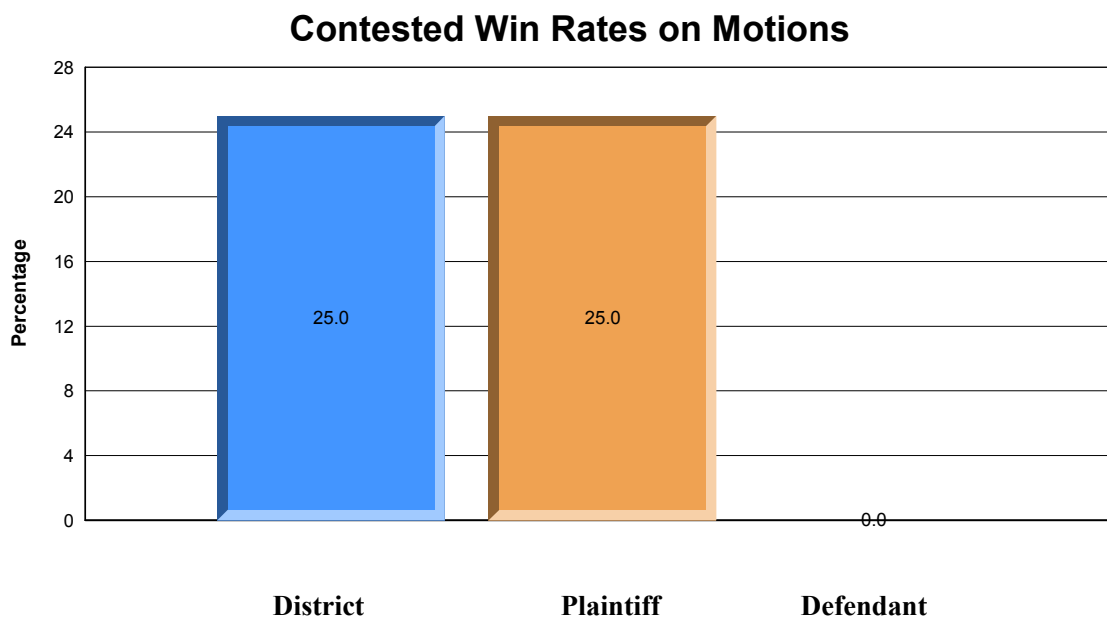
Total Granted in Part, Denied in Part: 0 Plaintiff Granted in Part: 0

Defendant Granted in Part: 0

Plaintiff Win Rate: 25.0%

Defendant Win Rate: 0.0%

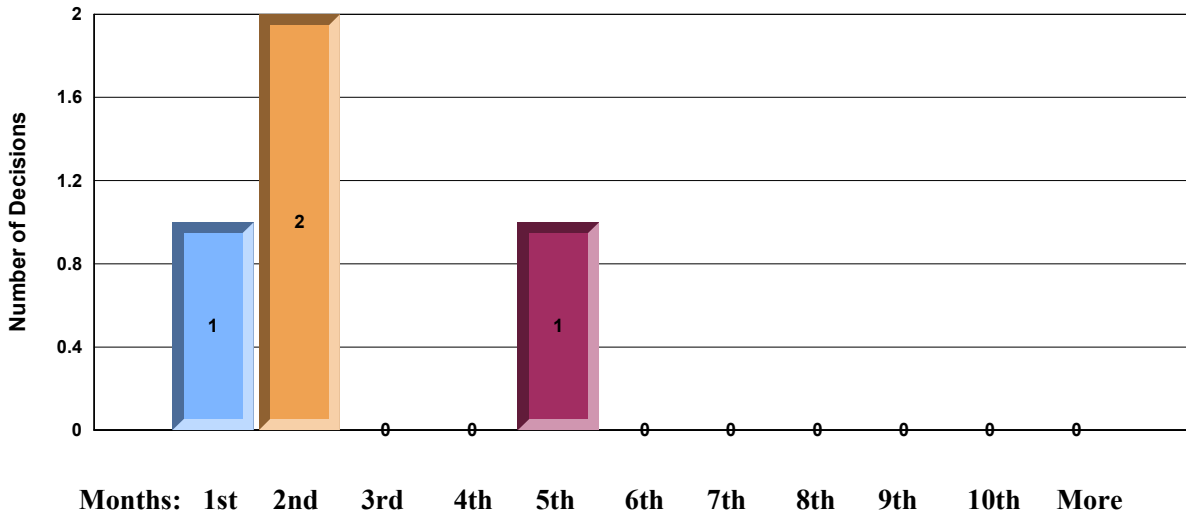
Overall Win Rate: 25.0%



The average time from motion filing to decision was 2.1 months from motion filing. The distribution of times to decision for these motions is illustrated in the chart below.

Distribution of Decisions

For Rhode Island



Lagueux, Ronald

Total Decisions: 1
 Total Granted: 0
 Total Denied: 1
 Total Granted in Part, Denied in Part: 0
 Overall Win Rate: 0.0%
 Average Time to Decision: 0.3 months from motion filing

Case Number	Case Name	Movant	Decision	Pendency	Decision Date	Pharma?
1:00cv00500	Systemation, Inc. v. Engel Industries	Plaintiff	Denied	0.30	10/27/2000	

McConnell, John

Total Decisions: 2
 Total Granted: 1
 Total Denied: 1
 Total Granted in Part, Denied in Part: 0
 Overall Win Rate: 50.0%
 Average Time to Decision: 1.7 months from motion filing

Case Number	Case Name	Movant	Decision	Pendency	Decision Date	Pharma?
1:16cv00134	SCVNGR, Inc. d/b/a LevelUp v. DailyGobble, Inc. d/b/a Relevant	Plaintiff	Granted	1.88	7/15/2016	
1:16cv00134	SCVNGR, Inc. d/b/a LevelUp v. DailyGobble, Inc. d/b/a Relevant	Plaintiff	Denied	1.61	5/8/2017	

Smith, William

Total Decisions: 1

Total Granted: 0

Total Denied: 1

Total Granted in Part, Denied in Part: 0

Overall Win Rate: 0.0%

Average Time to Decision: 4.5 months from motion filing

Case Number	Case Name	Movant	Decision	Pendency	Decision Date	Pharma?
1:02cv00458	Strong, et al v. Webber	Plaintiff	Denied	4.51	3/16/2004	

South Carolina

The dockets of patent cases in South Carolina were examined to identify decisions on contested motions. The number of decisions found, the number granted, and the number denied are as follows:

Total Decisions: 7

Total Granted: 0 Plaintiff Granted: 0 Defendant Granted: 0

Total Denied: 7 Plaintiff Denied: 7 Defendant Denied: 0

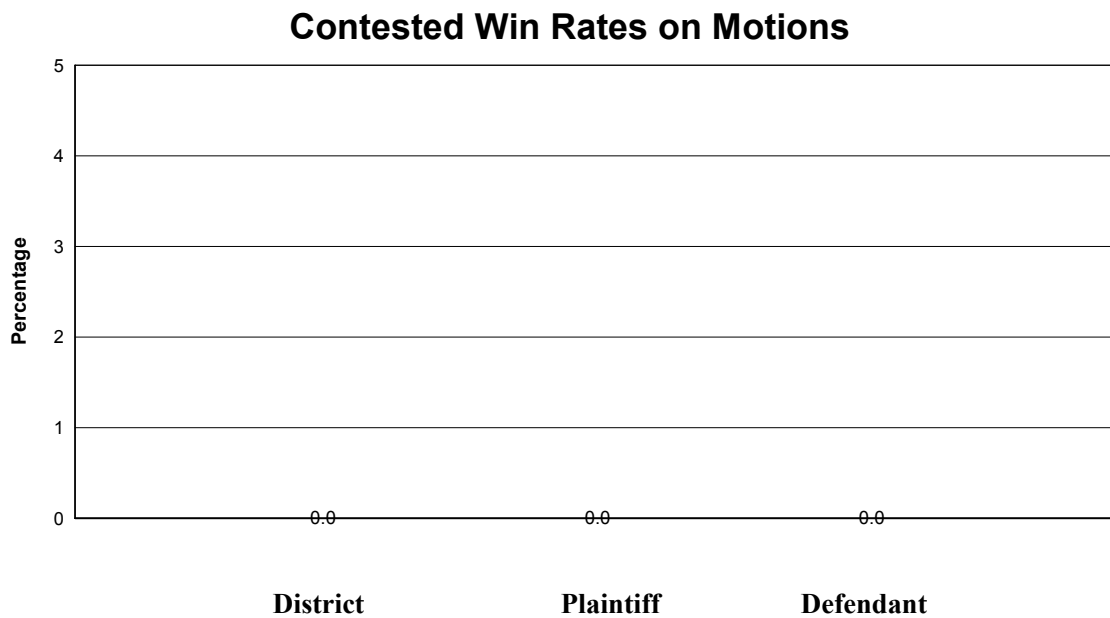
Total Granted in Part, Denied in Part: 0 Plaintiff Granted in Part: 0

Defendant Granted in Part: 0

Plaintiff Win Rate: 0.0%

Defendant Win Rate: 0.0%

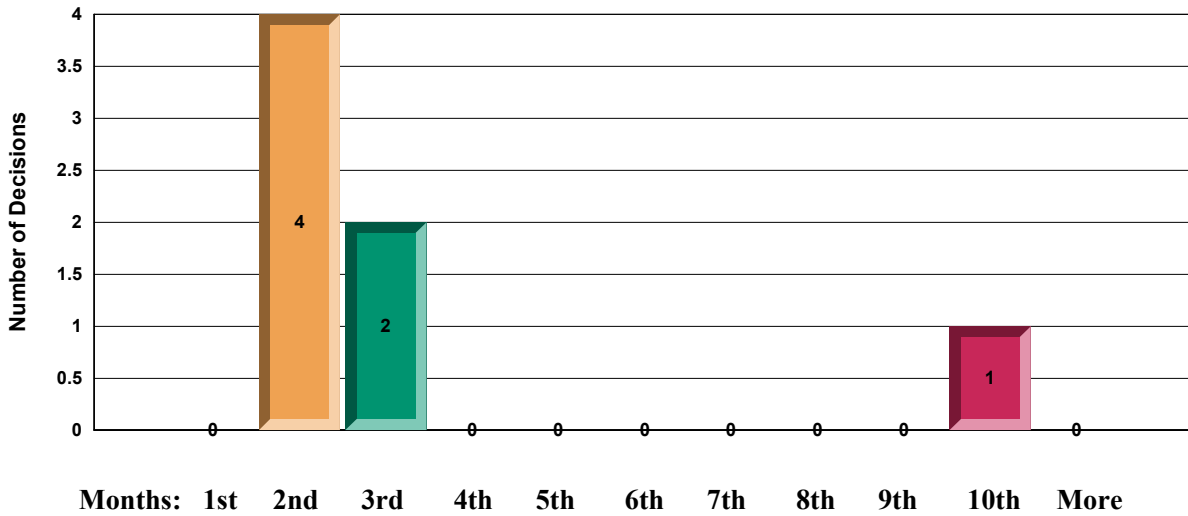
Overall Win Rate: 0.0%



The average time from motion filing to decision was 2.7 months from motion filing. The distribution of times to decision for these motions is illustrated in the chart below.

Distribution of Decisions

For South Carolina



Anderson, George

Total Decisions: 1
 Total Granted: 0
 Total Denied: 1
 Total Granted in Part, Denied in Part: 0
 Overall Win Rate: 0.0%
 Average Time to Decision: 1.5 months from motion filing

Case Number	Case Name	Movant	Decision	Pendency	Decision Date	Pharma?
6:00cv02606	Smith, et al v. Larin Corporation, et al	Plaintiff	Denied	1.48	11/30/2000	

Currie, Cameron

Total Decisions: 4

Total Granted: 0

Total Denied: 4

Total Granted in Part, Denied in Part: 0

Overall Win Rate: 0.0%

Average Time to Decision: 1.7 months from motion filing

Case Number	Case Name	Movant	Decision	Pendency	Decision Date	Pharma?
3:03cv00441	Chem-Nuclear Systems, et al v. Braun, et al	Plaintiff	Denied without Prejudice	2.07	10/8/2004	
3:03cv00441	Chem-Nuclear Systems, et al v. Braun, et al	Plaintiff	Denied without Prejudice	1.28	10/8/2004	
3:03cv00442	Chem-Nuclear Systems, et al v. Avantech Inc	Plaintiff	Denied without Prejudice	2.07	10/8/2004	
3:03cv00442	Chem-Nuclear Systems, et al v. Avantech Inc	Plaintiff	Denied without Prejudice	1.28	10/8/2004	

Gergel, Richard

Total Decisions: 2

Total Granted: 0

Total Denied: 2

Total Granted in Part, Denied in Part: 0

Overall Win Rate: 0.0%

Average Time to Decision: 5.4 months from motion filing

Case Number	Case Name	Movant	Decision	Pendency	Decision Date	Pharma?
2:12cv00322	Marhaygue LLC v. Wolfpac Technologies Inc et al	Plaintiff	Denied	9.18	12/20/2012	
2:11cv00428	Z-Man Fishing Products Inc et al v. Renosky et al	Plaintiff	Denied	1.55	5/17/2011	

Tennessee Eastern

The dockets of patent cases in Tennessee Eastern were examined to identify decisions on contested motions. The number of decisions found, the number granted, and the number denied are as follows:

Total Decisions: 6

Total Granted: 2 Plaintiff Granted: 2 Defendant Granted: 0

Total Denied: 4 Plaintiff Denied: 4 Defendant Denied: 0

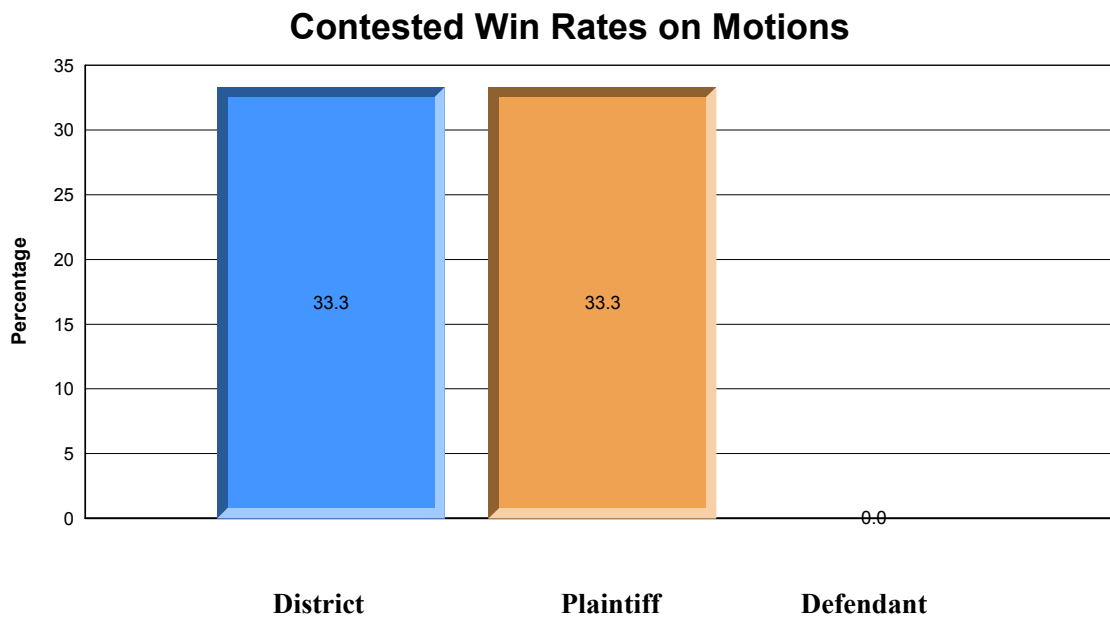
Total Granted in Part, Denied in Part: 0 Plaintiff Granted in Part: 0

Defendant Granted in Part: 0

Plaintiff Win Rate: 33.3%

Defendant Win Rate: 0.0%

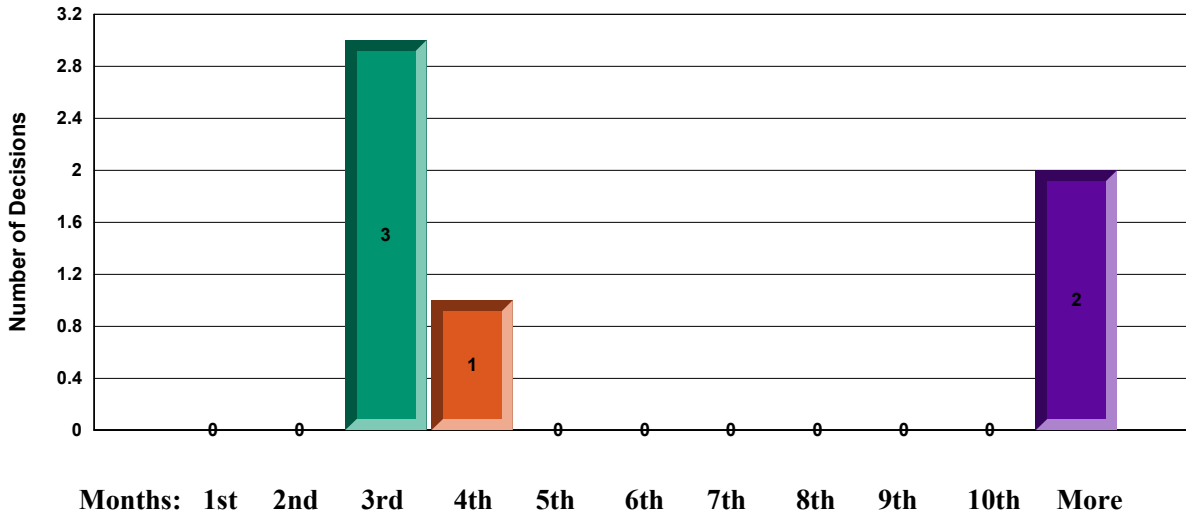
Overall Win Rate: 33.3%



The average time from motion filing to decision was 6.4 months from motion filing. The distribution of times to decision for these motions is illustrated in the chart below.

Distribution of Decisions

For Tennessee Eastern



Collier, Curtis

Total Decisions: 1
 Total Granted: 0
 Total Denied: 1
 Total Granted in Part, Denied in Part: 0
 Overall Win Rate: 0.0%
 Average Time to Decision: 2.5 months from motion filing

Case Number	Case Name	Movant	Decision	Pendency	Decision Date	Pharma?
1:99cv00296	Brown, et al v. Unbeaten Path Intl, et al	Plaintiff	Denied	2.53	1/10/2000	

Greer, J.

Total Decisions: 1
 Total Granted: 0
 Total Denied: 1
 Total Granted in Part, Denied in Part: 0
 Overall Win Rate: 0.0%
 Average Time to Decision: 16.4 months from motion filing

Case Number	Case Name	Movant	Decision	Pendency	Decision Date	Pharma?
2:14cv00196	Dentsply International, Inc. v. US Endodontics, LLC	Plaintiff	Denied	16.41	11/20/2015	

Mattice, Harry

Total Decisions: 2

Total Granted: 1

Total Denied: 1

Total Granted in Part, Denied in Part: 0

Overall Win Rate: 50.0%

Average Time to Decision: 7.2 months from motion filing

Case Number	Case Name	Movant	Decision	Pendency	Decision Date	Pharma?
1:06cv00256	Sidel v. B&G Products, LLC	Plaintiff	Granted	3.29	4/26/2007	
1:10cv00262	Propex Operating Company, LLC v. Western Excelsior Corporation	Plaintiff	Denied	11.09	9/29/2011	

Varlan, Thomas

Total Decisions: 2

Total Granted: 1

Total Denied: 1

Total Granted in Part, Denied in Part: 0

Overall Win Rate: 50.0%

Average Time to Decision: 2.5 months from motion filing

Case Number	Case Name	Movant	Decision	Pendency	Decision Date	Pharma?
3:13cv00656	Malibu Boats, LLC v. Nautique Boat Company, Inc (TV3)	Plaintiff	Denied	2.70	2/4/2014	
3:13cv00656	Malibu Boats, LLC v. Nautique Boat Company, Inc (TV3)	Plaintiff	Granted	2.37	1/16/2014	

Tennessee Middle

The dockets of patent cases in Tennessee Middle were examined to identify decisions on contested motions. The number of decisions found, the number granted, and the number denied are as follows:

Total Decisions: 3

Total Granted: 1 Plaintiff Granted: 1 Defendant Granted: 0

Total Denied: 2 Plaintiff Denied: 2 Defendant Denied: 0

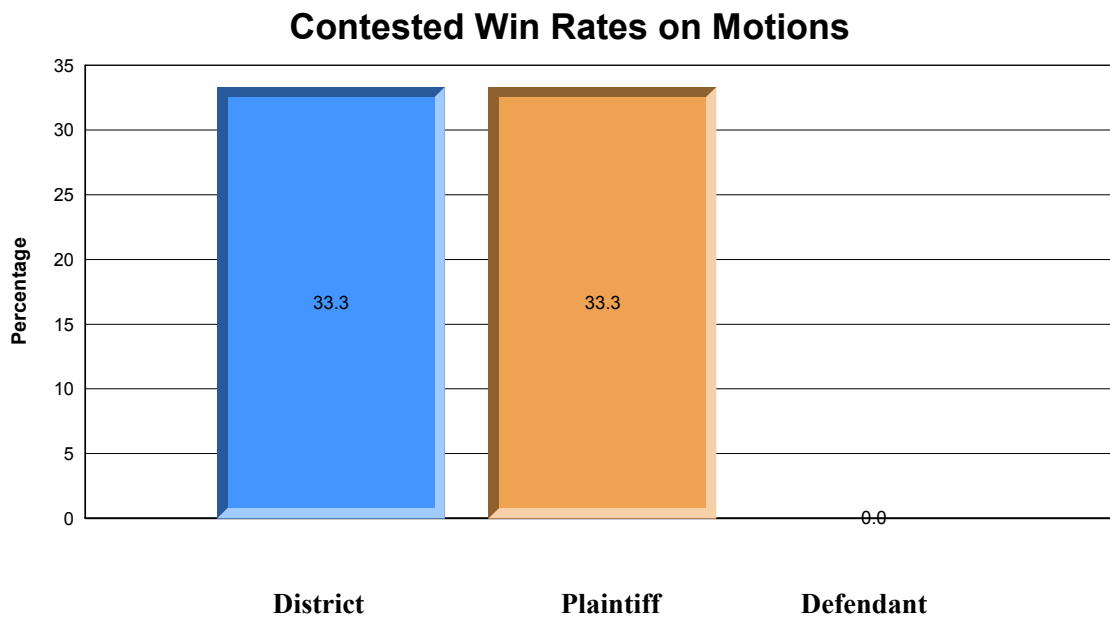
Total Granted in Part, Denied in Part: 0 Plaintiff Granted in Part: 0

Defendant Granted in Part: 0

Plaintiff Win Rate: 33.3%

Defendant Win Rate: 0.0%

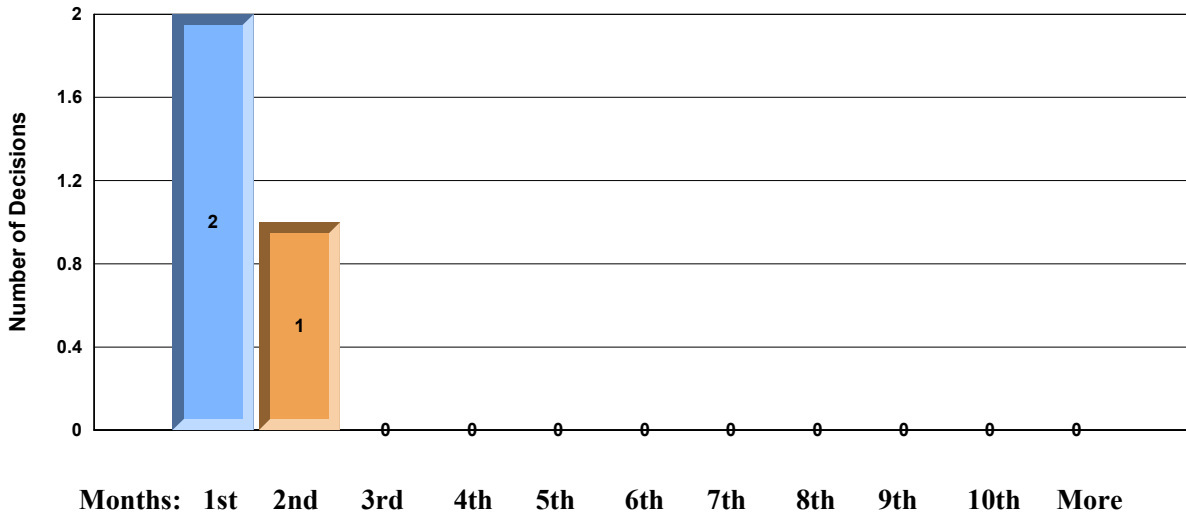
Overall Win Rate: 33.3%



The average time from motion filing to decision was 0.9 months from motion filing. The distribution of times to decision for these motions is illustrated in the chart below.

Distribution of Decisions

For Tennessee Middle



Haynes, William

Total Decisions: 1
 Total Granted: 0
 Total Denied: 1
 Total Granted in Part, Denied in Part: 0
 Overall Win Rate: 0.0%
 Average Time to Decision: 0.9 months from motion filing

Case Number	Case Name	Movant	Decision	Pendency	Decision Date	Pharma?
3:04cv00177	Brinton v. Loggans, et al	Plaintiff	Denied	0.92	5/3/2006	

Trauger, Aleta

Total Decisions: 2
 Total Granted: 1
 Total Denied: 1
 Total Granted in Part, Denied in Part: 0
 Overall Win Rate: 50.0%
 Average Time to Decision: 0.9 months from motion filing

Case Number	Case Name	Movant	Decision	Pendency	Decision Date	Pharma?
3:11cv00069	TuitionFund, LLC v. SunTrust Banks, Inc. et al	Plaintiff	Denied	0.07	4/14/2011	
3:12cv01312	Anderson v. TOL, Inc.	Plaintiff	Granted	1.64	2/8/2013	

Tennessee Western

The dockets of patent cases in Tennessee Western were examined to identify decisions on contested motions. The number of decisions found, the number granted, and the number denied are as follows:

Total Decisions: 3

Total Granted: 1 Plaintiff Granted: 1 Defendant Granted: 0

Total Denied: 2 Plaintiff Denied: 2 Defendant Denied: 0

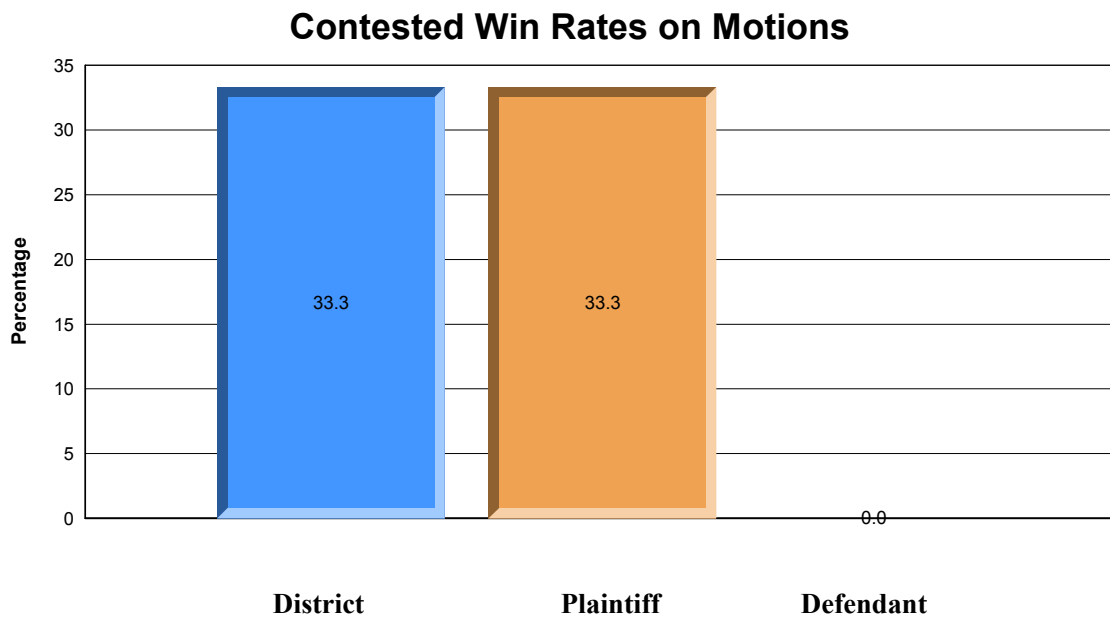
Total Granted in Part, Denied in Part: 0 Plaintiff Granted in Part: 0

Defendant Granted in Part: 0

Plaintiff Win Rate: 33.3%

Defendant Win Rate: 0.0%

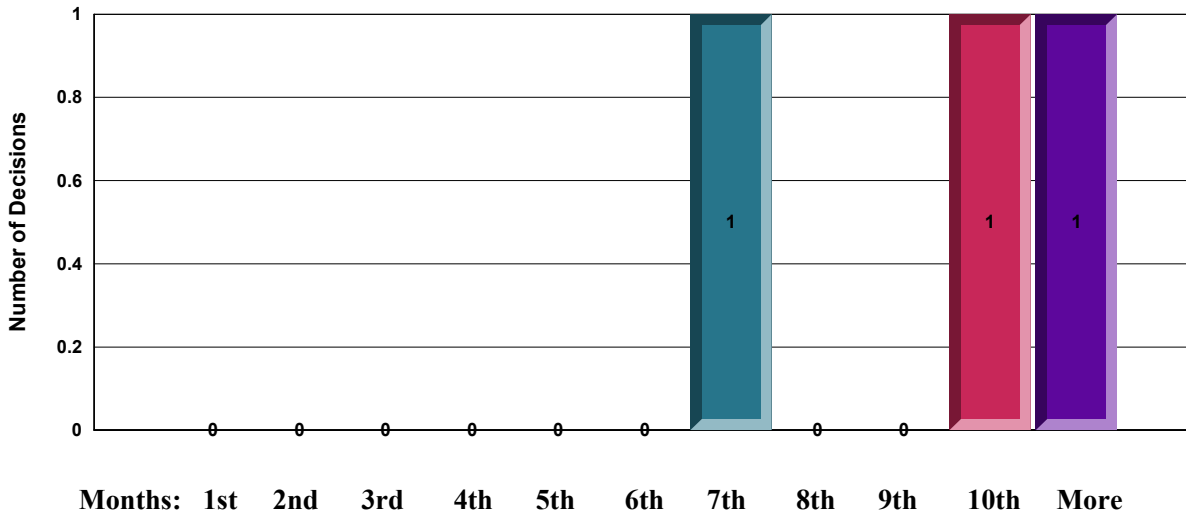
Overall Win Rate: 33.3%



The average time from motion filing to decision was 9.9 months from motion filing. The distribution of times to decision for these motions is illustrated in the chart below.

Distribution of Decisions

For Tennessee Western



Mays, Samuel

Total Decisions: 1
 Total Granted: 0
 Total Denied: 1
 Total Granted in Part, Denied in Part: 0
 Overall Win Rate: 0.0%
 Average Time to Decision: 13.5 months from motion filing

Case Number	Case Name	Movant	Decision	Pendency	Decision Date	Pharma?
2:02cv02873	Smith & Nephew, Inc. v. Synthes-Stratec, Inc, et al	Plaintiff	Denied	13.45	2/23/2004	

McCalla, Jon

Total Decisions: 2
 Total Granted: 1
 Total Denied: 1
 Total Granted in Part, Denied in Part: 0
 Overall Win Rate: 50.0%
 Average Time to Decision: 8.1 months from motion filing

Case Number	Case Name	Movant	Decision	Pendency	Decision Date	Pharma?
2:05cv02863	Sandhu et al v. Medtronic Sofamor Danek, Inc. et al	Plaintiff	Granted	6.41	11/7/2006	
2:05cv02665	Innovative Solutions and Support, Inc. v. J2, Inc.	Plaintiff	Denied	9.84	7/9/2007	

Texas Eastern

The dockets of patent cases in Texas Eastern were examined to identify decisions on contested motions. The number of decisions found, the number granted, and the number denied are as follows:

Total Decisions: 22

Total Granted: 7 Plaintiff Granted: 6 Defendant Granted: 1

Total Denied: 15 Plaintiff Denied: 11 Defendant Denied: 4

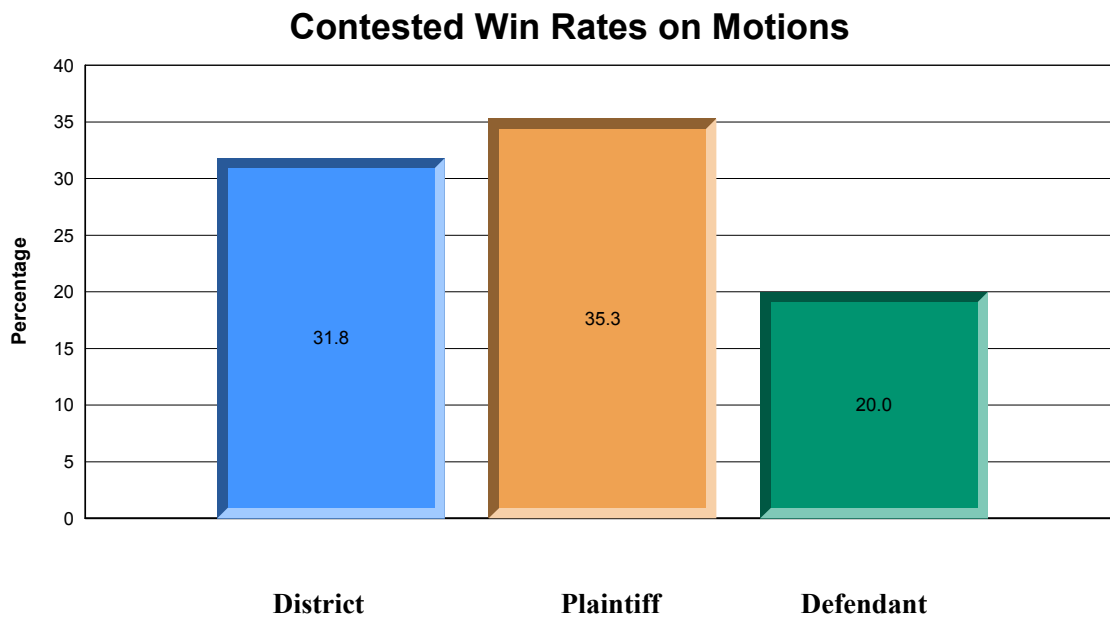
Total Granted in Part, Denied in Part: 0 Plaintiff Granted in Part: 0

Defendant Granted in Part: 0

Plaintiff Win Rate: 35.3%

Defendant Win Rate: 20.0%

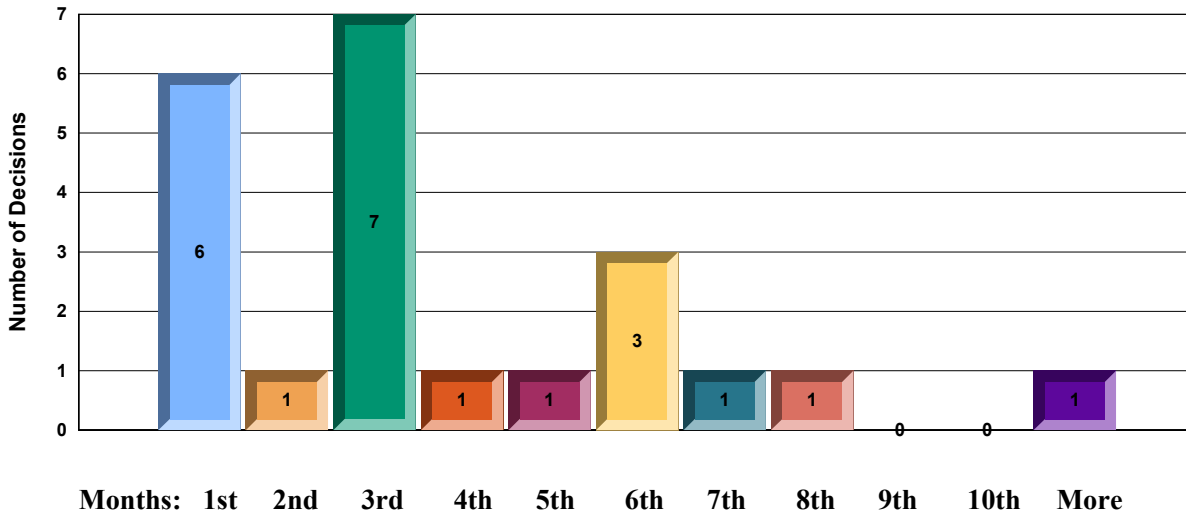
Overall Win Rate: 31.8%



The average time from motion filing to decision was 3.3 months from motion filing. The distribution of times to decision for these motions is illustrated in the chart below.

Distribution of Decisions

For Texas Eastern



Bryson, William

Total Decisions: 1
 Total Granted: 0
 Total Denied: 1
 Total Granted in Part, Denied in Part: 0
 Overall Win Rate: 0.0%
 Average Time to Decision: 2.7 months from motion filing

Case Number	Case Name	Movant	Decision	Pendency	Decision Date	Pharma?
2:13cv00655	Loyalty Conversion Systems Corporation v. American Airlines Inc	Plaintiff	Denied	2.66	9/2/2014	

Clark, Ronald

Total Decisions: 2
 Total Granted: 0
 Total Denied: 2
 Total Granted in Part, Denied in Part: 0
 Overall Win Rate: 0.0%
 Average Time to Decision: 0.8 months from motion filing

Case Number	Case Name	Movant	Decision	Pendency	Decision Date	Pharma?
9:06cv00140	Computer Acceleration Corporation v. Microsoft Corporation	Defendant	Denied	0.23	10/11/2007	
9:13cv00102	Allure Energy, Inc. v. Nest Labs, Inc. et al	Plaintiff	Denied	1.35	3/25/2014	

Craven, Caroline

Total Decisions: 1
 Total Granted: 0
 Total Denied: 1
 Total Granted in Part, Denied in Part: 0
 Overall Win Rate: 0.0%
 Average Time to Decision: 5.8 months from motion filing

Case Number	Case Name	Movant	Decision	Pendency	Decision Date	Pharma?
5:16cv00048	Danco, Inc. v. Lavelle Industries, Inc.	Plaintiff	Denied	5.79	1/13/2017	

Gilstrap, James

Total Decisions: 6
 Total Granted: 2
 Total Denied: 4
 Total Granted in Part, Denied in Part: 0
 Overall Win Rate: 33.3%
 Average Time to Decision: 3.5 months from motion filing

Case Number	Case Name	Movant	Decision	Pendency	Decision Date	Pharma?
2:07cv00565	Mondis Technology Ltd v. LG Electronics, Inc. et al	Defendant	Denied	2.57	1/24/2012	
2:07cv00565	Mondis Technology Ltd v. LG Electronics, Inc. et al	Defendant	Granted	0.00	1/4/2012	
2:11cv00068	WI-LAN Inc. v. HTC Corporation et al	Defendant	Denied	10.20	9/27/2012	
2:07cv00565	Mondis Technology Ltd v. LG Electronics, Inc. et al	Defendant	Denied	0.39	2/12/2012	
2:12cv00147	Bianco MD vs Globus Medical Inc	Plaintiff	Denied	6.88	11/15/2012	
2:16cv00229	Whirlpool Corporation v. Wei et al	Plaintiff	Granted	0.99	4/14/2016	

Heartfield, Thad

Total Decisions: 1
 Total Granted: 0
 Total Denied: 1
 Total Granted in Part, Denied in Part: 0
 Overall Win Rate: 0.0%
 Average Time to Decision: 2.8 months from motion filing

Case Number	Case Name	Movant	Decision	Pendency	Decision Date	Pharma?
9:03cv00310	Handle It Limited v. Kwiktwist	Plaintiff	Denied	2.76	2/17/2004	

Love, John

Total Decisions: 4

Total Granted: 2

Total Denied: 2

Total Granted in Part, Denied in Part: 0

Overall Win Rate: 50.0%

Average Time to Decision: 2.1 months from motion filing

Case Number	Case Name	Movant	Decision	Pendency	Decision Date	Pharma?
6:08cv00385	EON Corp. IP Holdings, LLC v. Verizon Clinton Center Drive Corp et al	Plaintiff	Denied	2.40	7/2/2010	
6:11cv00234	Innovative Automation LLC v. Audio and Video Labs, Inc. d/b/a Disc Makers et al	Plaintiff	Denied	0.56	7/30/2012	
6:08cv00374	Global Ground Automation, Inc. v. Groundrez, LLC	Plaintiff	Granted	0.43	1/6/2015	
6:16cv00033	Tinnus Enterprises, LLC et al v. Telebrands Corporation	Plaintiff	Granted	4.90	9/29/2016	

Payne, Roy

Total Decisions: 1

Total Granted: 0

Total Denied: 1

Total Granted in Part, Denied in Part: 0

Overall Win Rate: 0.0%

Average Time to Decision: 3.8 months from motion filing

Case Number	Case Name	Movant	Decision	Pendency	Decision Date	Pharma?
2:16cv01417	B/E Aerospace, Inc. v. Zodiac Aerospace et al	Plaintiff	Denied	3.82	5/2/2017	

Schneider, Michael

Total Decisions: 4

Total Granted: 1

Total Denied: 3

Total Granted in Part, Denied in Part: 0

Overall Win Rate: 25.0%

Average Time to Decision: 3.0 months from motion filing

Case Number	Case Name	Movant	Decision	Pendency	Decision Date	Pharma?
6:12cv00786	Blue Calypso, Inc. v. Izea, Inc.	Plaintiff	Denied	2.07	7/19/2013	
6:13cv00366	Georgetown Rail Equipment Company v. Holland L.P.	Plaintiff	Granted	5.89	1/6/2014	
6:12cv00486	Blue Calypso, Inc. v. Groupon, Inc.	Plaintiff	Denied	2.07	7/19/2013	
6:15cv00664	Blue Calypso, Inc. v. Groupon, Inc.	Plaintiff	Denied	2.07	7/19/2013	

Schroeder, Robert

Total Decisions: 2

Total Granted: 2

Total Denied: 0

Total Granted in Part, Denied in Part: 0

Overall Win Rate: 100.0%

Average Time to Decision: 6.7 months from motion filing

Case Number	Case Name	Movant	Decision	Pendency	Decision Date	Pharma?
6:15cv00551	Tinnus Enterprises, LLC et al v. Telebrands Corporation et al	Plaintiff	Granted	5.49	12/2/2015	
2:16cv00491	Mylan Institutional LLC et al v. Aurobindo Pharma Ltd et al	Plaintiff	Granted	7.99	2/7/2017	Pharma

Texas Northern

The dockets of patent cases in Texas Northern were examined to identify decisions on contested motions. The number of decisions found, the number granted, and the number denied are as follows:

Total Decisions: 16

Total Granted: 3 Plaintiff Granted: 2 Defendant Granted: 1

Total Denied: 11 Plaintiff Denied: 10 Defendant Denied: 1

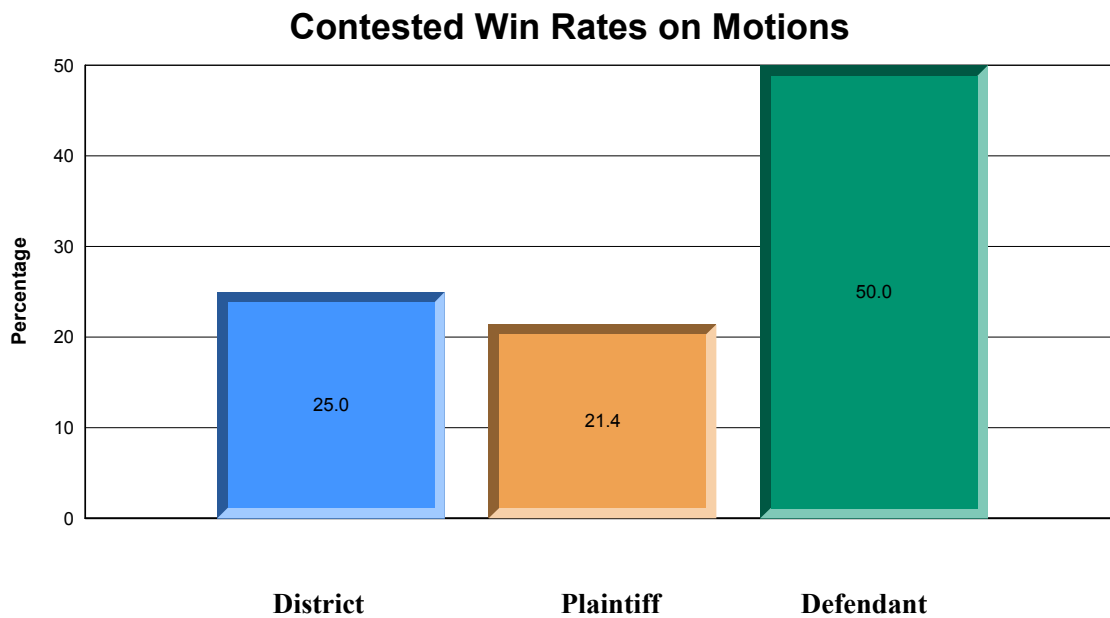
Total Granted in Part, Denied in Part: 2 Plaintiff Granted in Part: 2

Defendant Granted in Part: 0

Plaintiff Win Rate: 21.4%

Defendant Win Rate: 50.0%

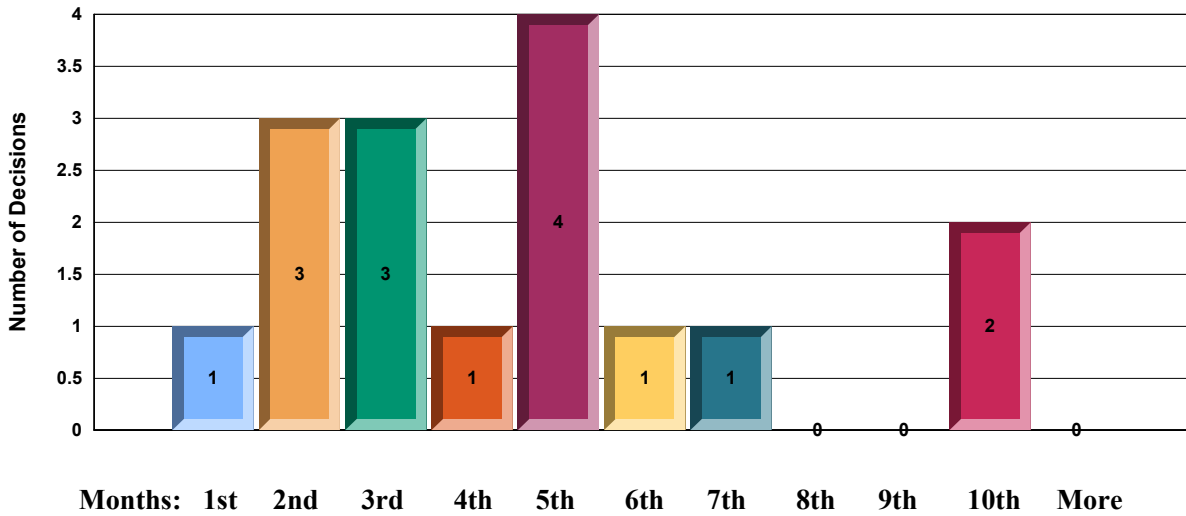
Overall Win Rate: 25.0%



The average time from motion filing to decision was 4.1 months from motion filing. The distribution of times to decision for these motions is illustrated in the chart below.

Distribution of Decisions

For Texas Northern



Fitzwater, Sidney

Total Decisions: 4

Total Granted: 0

Total Denied: 3

Total Granted in Part, Denied in Part: 1

Overall Win Rate: 12.5%

Average Time to Decision: 5.1 months from motion filing

Case Number	Case Name	Movant	Decision	Pendency	Decision Date	Pharma?
3:05cv00094	Wireless Agents LLC v. T-Mobile USA Inc et al	Plaintiff	Denied	4.11	6/6/2006	
3:05cv00289	Wireless Agents LLC v. Sony Ericsson Mobile Communications AB et al	Plaintiff	Denied	5.00	9/27/2005	
3:10cv02506	Conceal City LLC v. Looper Law Enforcement LLC et al	Plaintiff	Granted in part, Denied in Part	6.81	11/15/2011	
3:10cv02506	Conceal City LLC v. Looper Law Enforcement LLC et al	Plaintiff	Denied	4.38	4/20/2011	

Godbey, David

Total Decisions: 1

Total Granted: 0

Total Denied: 1

Total Granted in Part, Denied in Part: 0

Overall Win Rate: 0.0%

Average Time to Decision: 9.7 months from motion filing

Case Number	Case Name	Movant	Decision	Pendency	Decision Date	Pharma?
3:14cv00354	Infinite Financial Solutions Inc et al v. Strukmyer LLC et al	Plaintiff	Denied	9.70	7/29/2014	

Kinkeade, James

Total Decisions: 3

Total Granted: 1

Total Denied: 2

Total Granted in Part, Denied in Part: 0

Overall Win Rate: 33.3%

Average Time to Decision: 3.0 months from motion filing

Case Number	Case Name	Movant	Decision	Pendency	Decision Date	Pharma?
3:02cv01444	RFR Industries Inc v. Rex-Hide Industries	Defendant	Granted	3.22	8/11/2005	
3:05cv01355	Viewpointe Archive Services, L.L.C. v. DataTreasury Corporation	Plaintiff	Denied	1.68	8/31/2005	
3:07cv00831	GPS Industries Inc et al v. Altex Corporation et al	Plaintiff	Denied	4.01	12/10/2007	

Lindsay, Sam

Total Decisions: 1

Total Granted: 1

Total Denied: 0

Total Granted in Part, Denied in Part: 0

Overall Win Rate: 100.0%

Average Time to Decision: 10.0 months from motion filing

Case Number	Case Name	Movant	Decision	Pendency	Decision Date	Pharma?
3:99cv01749	North American Conta v. Plastipak Pkging Inc, et al	Plaintiff	Granted	10.00	3/5/2001	

Lynn, Barbara

Total Decisions: 4

Total Granted: 1

Total Denied: 3

Total Granted in Part, Denied in Part: 0

Overall Win Rate: 25.0%

Average Time to Decision: 2.8 months from motion filing

Case Number	Case Name	Movant	Decision	Pendency	Decision Date	Pharma?
3:04cv02570	Chase Medical Inc v. CHF Technologies Inc et al	Plaintiff	Denied	5.03	8/15/2006	
3:14cv04230	Wheel Pros LLC v. Wheels Outlet Inc et al	Plaintiff	Granted	0.39	12/22/2014	
3:15cv02223	Raz Imports Inc v. Luminara Worldwide, LLC	Plaintiff	Denied	2.89	11/3/2015	
3:14cv03358	Slide Fire Solutions LP v. Bump Fire Systems LLC	Plaintiff	Denied	2.96	4/14/2016	

McBryde, John

Total Decisions: 2

Total Granted: 0

Total Denied: 1

Total Granted in Part, Denied in Part: 1

Overall Win Rate: 25.0%

Average Time to Decision: 1.2 months from motion filing

Case Number	Case Name	Movant	Decision	Pendency	Decision Date	Pharma?
4:04cv00247	Vishay Dale Electronics Inc v. KOA Corporation et al	Plaintiff	Granted in part, Denied in Part	1.18	8/24/2004	
4:06cv00159	Grosser-Samuels v. Jacquelin Designs Enterprises Inc	Defendant	Denied	1.15	2/9/2007	

Means, Terry

Total Decisions: 1

Total Granted: 0

Total Denied: 1

Total Granted in Part, Denied in Part: 0

Overall Win Rate: 0.0%

Average Time to Decision: 2.9 months from motion filing

Case Number	Case Name	Movant	Decision	Pendency	Decision Date	Pharma?
4:00cv01772	Aspen Mfg Inc, et al v. Mortex Products Inc	Plaintiff	Denied	2.89	6/1/2001	

Texas Southern

The dockets of patent cases in Texas Southern were examined to identify decisions on contested motions. The number of decisions found, the number granted, and the number denied are as follows:

Total Decisions: 24

Total Granted: 6 Plaintiff Granted: 5 Defendant Granted: 1

Total Denied: 18 Plaintiff Denied: 16 Defendant Denied: 2

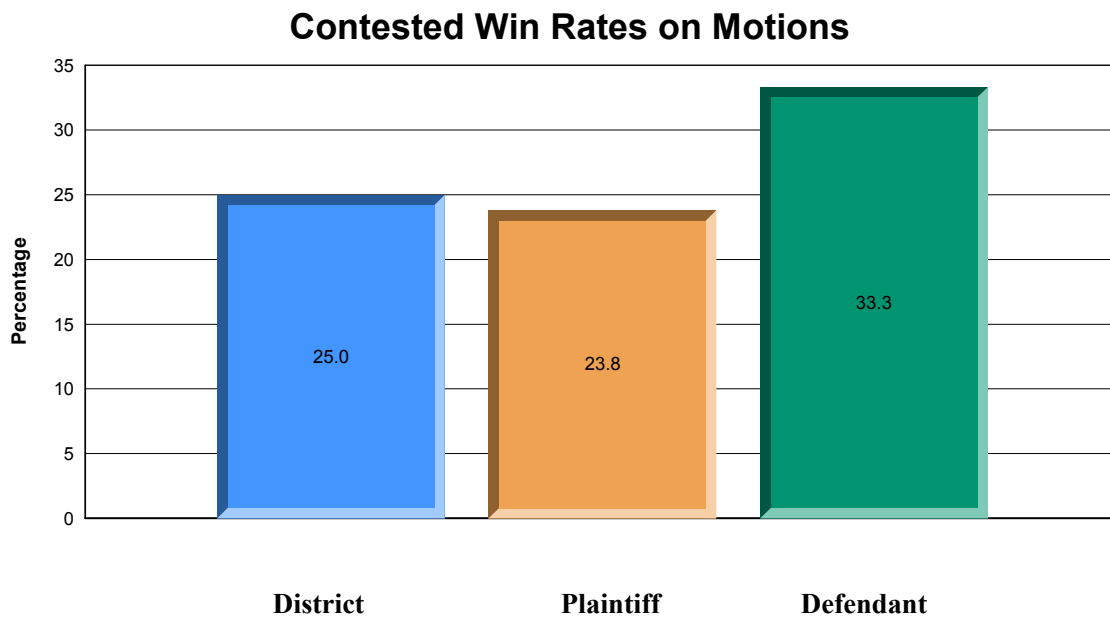
Total Granted in Part, Denied in Part: 0 Plaintiff Granted in Part: 0

Defendant Granted in Part: 0

Plaintiff Win Rate: 23.8%

Defendant Win Rate: 33.3%

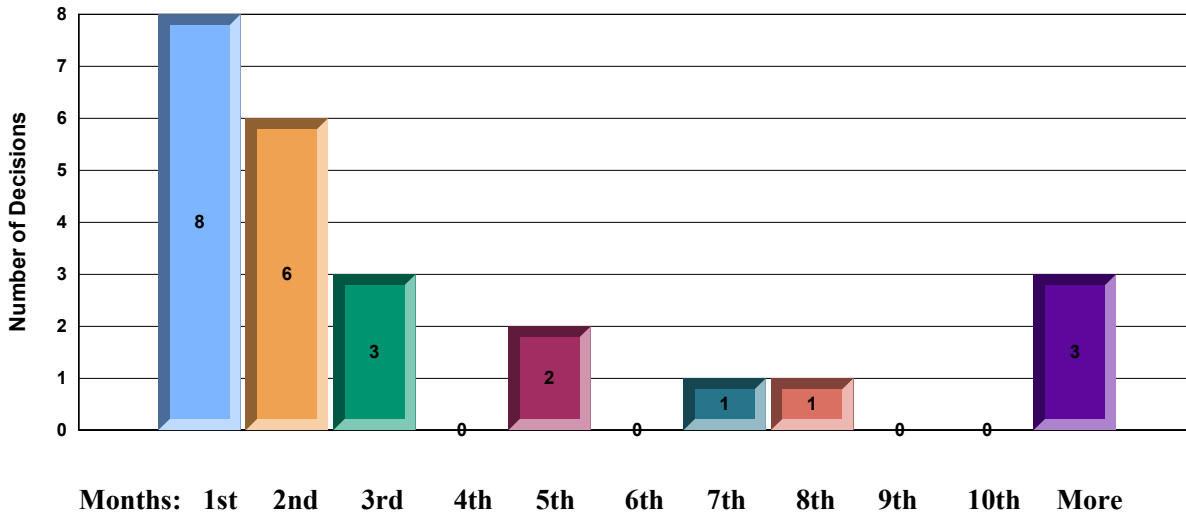
Overall Win Rate: 25.0%



The average time from motion filing to decision was 3.6 months from motion filing. The distribution of times to decision for these motions is illustrated in the chart below.

Distribution of Decisions

For Texas Southern



Atlas, Nancy

Total Decisions: 2
 Total Granted: 1
 Total Denied: 1
 Total Granted in Part, Denied in Part: 0
 Overall Win Rate: 50.0%
 Average Time to Decision: 3.2 months from motion filing

Case Number	Case Name	Movant	Decision	Pendency	Decision Date	Pharma?
4:05cv01634	MGM Well Services Inc v. Mega Lift Systems LLC	Plaintiff	Granted	2.11	7/19/2005	
4:09cv02886	Ascend Geo, LLC v. OYO Geospace Corporation	Plaintiff	Denied	4.21	11/4/2009	

Froeschner, John

Total Decisions: 1
 Total Granted: 0
 Total Denied: 1
 Total Granted in Part, Denied in Part: 0
 Overall Win Rate: 0.0%
 Average Time to Decision: 14.6 months from motion filing

Case Number	Case Name	Movant	Decision	Pendency	Decision Date	Pharma?
3:02cv00866	Elite Logistics, et al v. ATX Group Inc, et al	Plaintiff	Denied without Prejudice	14.57	3/5/2004	

Gilmore, Vanessa

Total Decisions: 1

Total Granted: 1

Total Denied: 0

Total Granted in Part, Denied in Part: 0

Overall Win Rate: 100.0%

Average Time to Decision: 0.4 months from motion filing

Case Number	Case Name	Movant	Decision	Pendency	Decision Date	Pharma?
4:12cv00386	The Ansar Group, Inc. et al v. Medeia, Inc. et al	Defendant	Granted	0.39	4/10/2012	

Harmon, Melinda

Total Decisions: 1

Total Granted: 0

Total Denied: 1

Total Granted in Part, Denied in Part: 0

Overall Win Rate: 0.0%

Average Time to Decision: 6.5 months from motion filing

Case Number	Case Name	Movant	Decision	Pendency	Decision Date	Pharma?
4:03cv03638	Catcon Environmental, et al v. Golladay, et al	Plaintiff	Denied without Prejudice	6.51	6/3/2004	

Hoyt, Kenneth

Total Decisions: 6

Total Granted: 1

Total Denied: 5

Total Granted in Part, Denied in Part: 0

Overall Win Rate: 16.7%

Average Time to Decision: 1.1 months from motion filing

Case Number	Case Name	Movant	Decision	Pendency	Decision Date	Pharma?
4:00cv00743	Coates v. Insurquote Systems, et al	Defendant	Denied	1.25	6/30/2000	
4:00cv03491	Boss Control Inc, et al v. Bombardier Inc, et al	Plaintiff	Denied	0.92	9/19/2002	
4:00cv04413	BJ Services Company v. Greene's Pressure	Defendant	Denied without Prejudice	1.61	3/28/2001	
4:05cv00778	Hewlett-Packard Development Company v. Emachines Inc	Plaintiff	Denied	0.46	12/2/2004	
4:07cv04417	Fleishman et al v. TI Group Automotive Systems, LLC	Plaintiff	Denied	0.43	2/11/2008	
4:09cv01885	Nalco Company v. Baker Hughes Incorporated	Plaintiff	Granted	1.64	9/11/2009	

Hughes, Lynn

Total Decisions: 3

Total Granted: 0

Total Denied: 3

Total Granted in Part, Denied in Part: 0

Overall Win Rate: 0.0%

Average Time to Decision: 5.1 months from motion filing

Case Number	Case Name	Movant	Decision	Pendency	Decision Date	Pharma?
4:10cv03150	Frans Nooren Afdichingssystemen B.V. et al v. Stopaq Amcorr Inc. et al	Plaintiff	Denied	0.00	9/2/2010	
4:11cv04511	Natural Alternatives International, Inc. v. Woodbolt Distribution, LLC et al	Plaintiff	Denied	15.03	4/11/2013	
4:13cv00743	Peak Completion Technologies, Inc. v. i-Tec Well Solutions, LLC	Plaintiff	Denied	0.33	9/27/2013	

Lake, Simeon

Total Decisions: 1

Total Granted: 0

Total Denied: 1

Total Granted in Part, Denied in Part: 0

Overall Win Rate: 0.0%

Average Time to Decision: 0.0 months from motion filing

Case Number	Case Name	Movant	Decision	Pendency	Decision Date	Pharma?
4:98cv03193	Prime Products Inc v. In Zone Products Inc, et al	Plaintiff	Denied	0.03	7/20/2000	

Rainey, John

Total Decisions: 2

Total Granted: 0

Total Denied: 2

Total Granted in Part, Denied in Part: 0

Overall Win Rate: 0.0%

Average Time to Decision: 4.5 months from motion filing

Case Number	Case Name	Movant	Decision	Pendency	Decision Date	Pharma?
4:01cv02484	Neutrino v. Sonosite Inc, et al	Plaintiff	Denied	1.18	10/4/2001	
4:99cv03885	Viscotek Corporation v. Waters Corporation, et al	Plaintiff	Denied	7.86	9/20/2001	

Ramos, Nelva

Total Decisions: 1

Total Granted: 1

Total Denied: 0

Total Granted in Part, Denied in Part: 0

Overall Win Rate: 100.0%

Average Time to Decision: 1.6 months from motion filing

Case Number	Case Name	Movant	Decision	Pendency	Decision Date	Pharma?
2:12cv00099	Magnum Oil Tools International, L.L.C.	Plaintiff	Granted	1.61	6/2/2014	

Rosenthal, Lee

Total Decisions: 5

Total Granted: 2

Total Denied: 3

Total Granted in Part, Denied in Part: 0

Overall Win Rate: 40.0%

Average Time to Decision: 4.6 months from motion filing

Case Number	Case Name	Movant	Decision	Pendency	Decision Date	Pharma?
4:06cv01081	Zinco-Sherman Inc v. Adept Food Solutions Inc et al	Plaintiff	Granted	0.72	4/21/2006	
4:01cv01415	Geo Space L P v. Houston Connector	Plaintiff	Granted	1.25	6/7/2001	
4:01cv02668	Kothmann Enterprises v. Trinity Industries	Plaintiff	Denied	13.42	9/20/2002	
4:04cv04543	Excellent Inventions LLC v. FKA Distributing Co. et al	Plaintiff	Denied	4.61	7/15/2005	
4:04cv04543	Excellent Inventions LLC v. FKA Distributing Co. et al	Plaintiff	Denied	2.99	7/15/2005	

Werlein, Ewing

Total Decisions: 1

Total Granted: 0

Total Denied: 1

Total Granted in Part, Denied in Part: 0

Overall Win Rate: 0.0%

Average Time to Decision: 2.3 months from motion filing

Case Number	Case Name	Movant	Decision	Pendency	Decision Date	Pharma?
4:99cv04085	Advanced Industrial v. Offshore Fibersystem, et al	Plaintiff	Denied	2.30	2/15/2000	

Texas Western

The dockets of patent cases in Texas Western were examined to identify decisions on contested motions. The number of decisions found, the number granted, and the number denied are as follows:

Total Decisions: 9

Total Granted: 2 Plaintiff Granted: 2 Defendant Granted: 0

Total Denied: 7 Plaintiff Denied: 7 Defendant Denied: 0

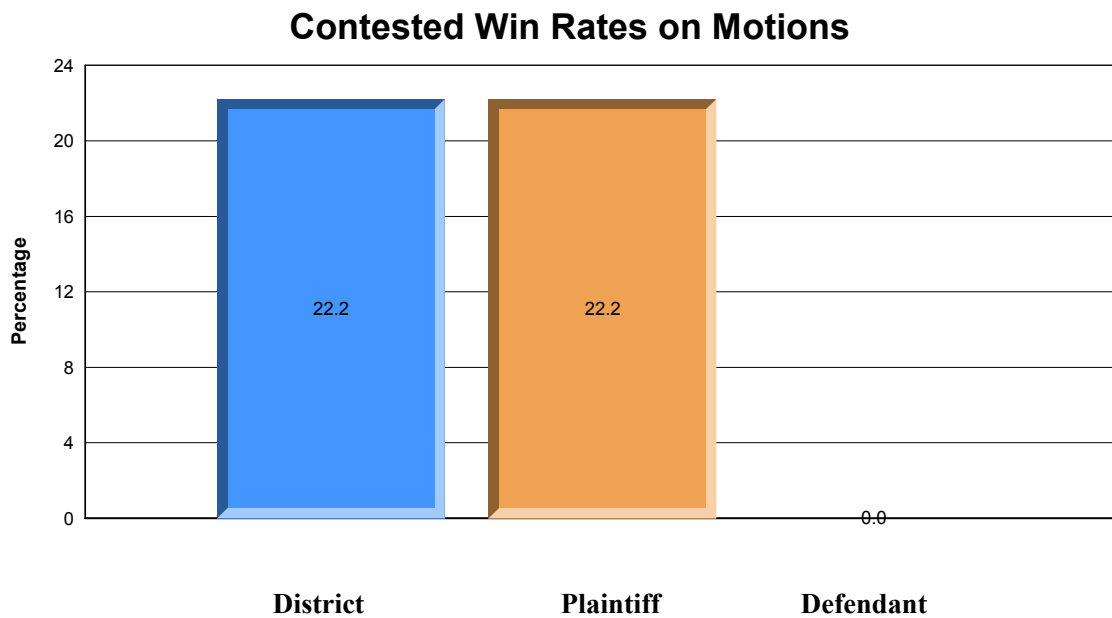
Total Granted in Part, Denied in Part: 0 Plaintiff Granted in Part: 0

Defendant Granted in Part: 0

Plaintiff Win Rate: 22.2%

Defendant Win Rate: 0.0%

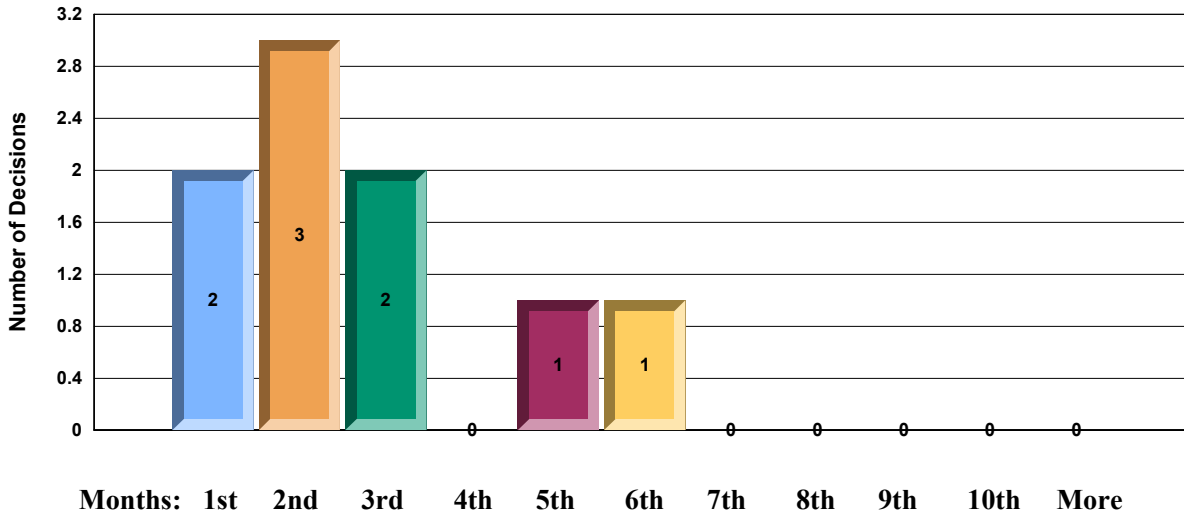
Overall Win Rate: 22.2%



The average time from motion filing to decision was 2.2 months from motion filing. The distribution of times to decision for these motions is illustrated in the chart below.

Distribution of Decisions

For Texas Western



Biery, Samuel

Total Decisions: 2
 Total Granted: 0
 Total Denied: 2
 Total Granted in Part, Denied in Part: 0
 Overall Win Rate: 0.0%
 Average Time to Decision: 0.6 months from motion filing

Case Number	Case Name	Movant	Decision	Pendency	Decision Date	Pharma?
5:05cv00872	Hadlock, et al v. Jones	Plaintiff	Denied	0.13	9/26/2005	
5:12cv00282	United Services Automobile Association v. Mitek Systems, Inc.	Plaintiff	Denied without Prejudice	1.15	5/23/2012	

Cardone, Kathleen

Total Decisions: 1
 Total Granted: 0
 Total Denied: 1
 Total Granted in Part, Denied in Part: 0
 Overall Win Rate: 0.0%
 Average Time to Decision: 2.5 months from motion filing

Case Number	Case Name	Movant	Decision	Pendency	Decision Date	Pharma?
3:07cv00103	Spira Footwear, Inc. v. Elnekaveh et al	Plaintiff	Denied	2.50	7/9/2007	

Ezra, David

Total Decisions: 1
 Total Granted: 1
 Total Denied: 0
 Total Granted in Part, Denied in Part: 0
 Overall Win Rate: 100.0%
 Average Time to Decision: 1.1 months from motion filing

Case Number	Case Name	Movant	Decision	Pendency	Decision Date	Pharma?
5:15cv00406	M-I LLC v. FPUSA, LLC	Plaintiff	Granted	1.12	6/24/2015	

Garcia, Orlando

Total Decisions: 2
 Total Granted: 1
 Total Denied: 1
 Total Granted in Part, Denied in Part: 0
 Overall Win Rate: 50.0%
 Average Time to Decision: 0.9 months from motion filing

Case Number	Case Name	Movant	Decision	Pendency	Decision Date	Pharma?
5:04cv01157	Curtiss-Wright Flow v. Velan, Inc.	Plaintiff	Granted	1.48	4/15/2005	
5:10cv00621	Medicis Pharmaceutical Corporation v. Stiefel Laboratories, Inc.	Plaintiff	Denied	0.39	10/20/2010	Pharma

Primomo, John

Total Decisions: 1
 Total Granted: 0
 Total Denied: 1
 Total Granted in Part, Denied in Part: 0
 Overall Win Rate: 0.0%
 Average Time to Decision: 5.6 months from motion filing

Case Number	Case Name	Movant	Decision	Pendency	Decision Date	Pharma?
5:04cv01157	Curtiss-Wright Flow v. Velan, Inc.	Plaintiff	Denied	5.59	8/10/2006	

Sparks, Sam

Total Decisions: 2
 Total Granted: 0
 Total Denied: 2
 Total Granted in Part, Denied in Part: 0
 Overall Win Rate: 0.0%
 Average Time to Decision: 3.6 months from motion filing

Case Number	Case Name	Movant	Decision	Pendency	Decision Date	Pharma?
1:99cv00558	Crystal Semi, et al v. Sigmatel, Inc.	Plaintiff	Denied	4.51	3/7/2000	
1:14cv00970	Wavetronix LLC v. Iteris, Inc.	Plaintiff	Denied	2.76	1/22/2015	

Utah

The dockets of patent cases in Utah were examined to identify decisions on contested motions. The number of decisions found, the number granted, and the number denied are as follows:

Total Decisions: 32

Total Granted: 8 Plaintiff Granted: 8 Defendant Granted: 0

Total Denied: 24 Plaintiff Denied: 20 Defendant Denied: 4

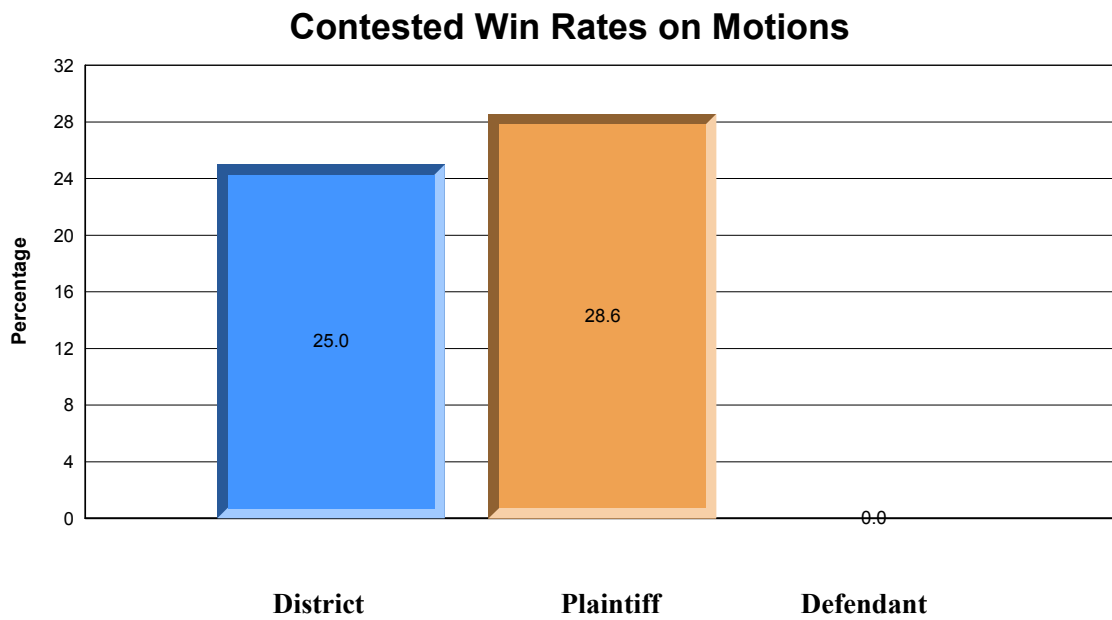
Total Granted in Part, Denied in Part: 0 Plaintiff Granted in Part: 0

Defendant Granted in Part: 0

Plaintiff Win Rate: 28.6%

Defendant Win Rate: 0.0%

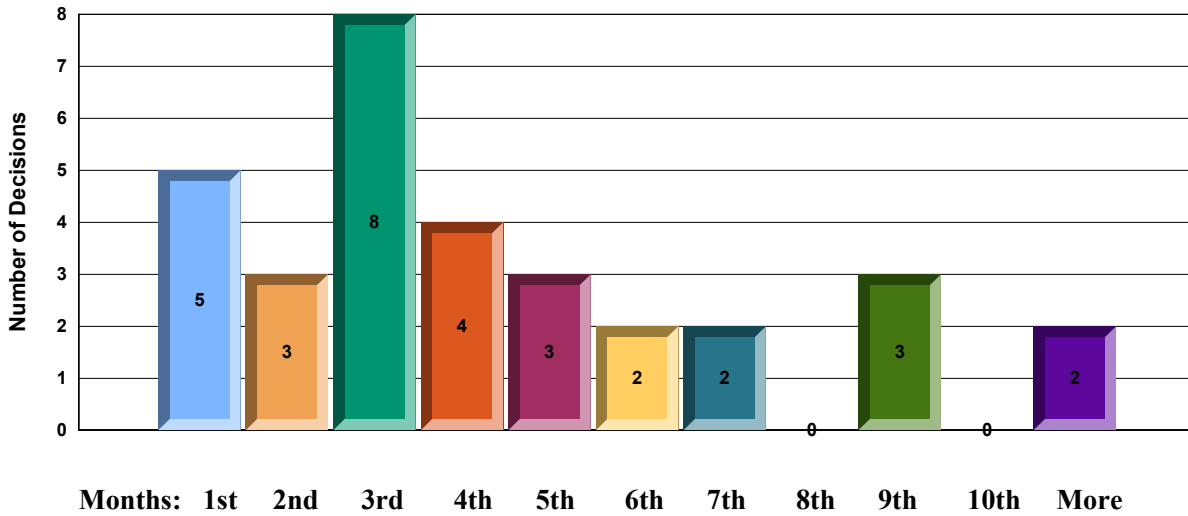
Overall Win Rate: 25.0%



The average time from motion filing to decision was 4.4 months from motion filing. The distribution of times to decision for these motions is illustrated in the chart below.

Distribution of Decisions

For Utah



Benson, Dee

Total Decisions: 4
 Total Granted: 1
 Total Denied: 3
 Total Granted in Part, Denied in Part: 0
 Overall Win Rate: 25.0%
 Average Time to Decision: 5.6 months from motion filing

Case Number	Case Name	Movant	Decision	Pendency	Decision Date	Pharma?
1:99cv00041	Trasonic Sys v. Non Invasive Med, et al	Plaintiff	Granted	6.48	11/9/2000	
2:05cv00923	Andersen Manufacturing v. Diversi-Tech et al	Plaintiff	Denied	8.45	7/19/2006	
1:99cv00041	Trasonic Sys v. Non Invasive Med, et al	Defendant	Denied	5.49	11/9/2000	
2:05cv00923	Andersen Manufacturing v. Diversi-Tech et al	Plaintiff	Denied	1.97	7/2/2007	

Campbell, Tena

Total Decisions: 11

Total Granted: 5

Total Denied: 6

Total Granted in Part, Denied in Part: 0

Overall Win Rate: 45.5%

Average Time to Decision: 3.9 months from motion filing

Case Number	Case Name	Movant	Decision	Pendency	Decision Date	Pharma?
1:01cv00091	Free Motion Fitness, et al v. Hoist Fitness Sys, et al	Defendant	Denied	3.55	6/27/2002	
2:00cv00436	3Com v. Xircom	Plaintiff	Granted	17.30	7/19/2002	
2:02cv00174	Amer Phytotherapy, et al v. Impact Nutrition, et al	Plaintiff	Denied	2.20	5/7/2002	
2:06cv00633	World Health Products v. Chelation Specialists et al	Plaintiff	Denied	0.92	8/28/2006	
2:06cv00108	K-TEC v. Vita-Mix	Plaintiff	Denied	3.62	3/19/2008	
2:07cv00396	Voile Manufacturing v. Dandurand et al	Defendant	Denied	2.99	3/17/2008	
2:07cv00582	Seroctin Research & Technologies v. Unigen Pharmaceuticals et al	Plaintiff	Denied	2.17	2/11/2008	Pharma
1:09cv00093	Albion Laboratories, Inc. et al v. Prugen	Plaintiff	Granted	0.89	7/28/2009	
1:12cv00174	EcoNova v. DPS Utah et al	Plaintiff	Granted	2.24	11/28/2012	
2:14cv00070	Catheter Connections v. Ivera Medical	Plaintiff	Granted	2.60	4/24/2014	
2:14cv00070	Catheter Connections v. Ivera Medical	Plaintiff	Granted	4.24	4/24/2015	

Jenkins, Bruce

Total Decisions: 1

Total Granted: 0

Total Denied: 1

Total Granted in Part, Denied in Part: 0

Overall Win Rate: 0.0%

Average Time to Decision: 3.0 months from motion filing

Case Number	Case Name	Movant	Decision	Pendency	Decision Date	Pharma?
2:05cv00073	Wavetronix v. EIS Elec Integrated	Plaintiff	Denied	3.03	10/6/2005	

Kimball, Dale

Total Decisions: 4

Total Granted: 0

Total Denied: 4

Total Granted in Part, Denied in Part: 0

Overall Win Rate: 0.0%

Average Time to Decision: 3.3 months from motion filing

Case Number	Case Name	Movant	Decision	Pendency	Decision Date	Pharma?
1:01cv00048	Simmons Inc v. Bombardier, et al	Plaintiff	Denied	5.92	9/16/2002	
1:02cv00140	Cryocon v. Xtech Ind Intl, et al	Plaintiff	Denied	0.63	11/27/2002	
2:02cv01274	Sweetwater, et al v. Webb, et al	Plaintiff	Denied	2.14	1/31/2003	
2:10cv00029	RMDI v. Remington Arms Company, Inc. et al	Plaintiff	Denied	4.34	9/7/2010	

Nuffer, David

Total Decisions: 2

Total Granted: 0

Total Denied: 2

Total Granted in Part, Denied in Part: 0

Overall Win Rate: 0.0%

Average Time to Decision: 1.5 months from motion filing

Case Number	Case Name	Movant	Decision	Pendency	Decision Date	Pharma?
2:10cv00829	LL&L Innovations et al v. Jerry Leigh of California et al	Plaintiff	Denied	1.61	10/8/2010	
2:14cv00160	VidAngel LLC v. Clearplay, Inc.	Defendant	Denied	1.35	4/3/2014	

Shelby, Robert

Total Decisions: 1

Total Granted: 0

Total Denied: 1

Total Granted in Part, Denied in Part: 0

Overall Win Rate: 0.0%

Average Time to Decision: 8.0 months from motion filing

Case Number	Case Name	Movant	Decision	Pendency	Decision Date	Pharma?
2:13cv00640	University of Utah Research Foundation et al v. Ambray Genetics	Plaintiff	Denied	8.03	3/10/2014	

Stewart, Brian

Total Decisions: 9

Total Granted: 2

Total Denied: 7

Total Granted in Part, Denied in Part: 0

Overall Win Rate: 22.2%

Average Time to Decision: 5.5 months from motion filing

Case Number	Case Name	Movant	Decision	Pendency	Decision Date	Pharma?
2:00cv00789	Heart Treas v. Panther Prod, et al	Plaintiff	Denied	2.20	12/11/2000	
1:04cv00117	Edizone v. Cloud Nine, et al	Plaintiff	Denied	4.14	3/18/2005	
1:04cv00117	Edizone v. Cloud Nine, et al	Plaintiff	Denied	0.92	3/18/2005	
2:00cv00548	Megadyne Med Prod v. Triad Surgical Tech, et al	Plaintiff	Granted	20.82	10/11/2002	
2:03cv01139	Zevex v. Abbott Lab, et al	Plaintiff	Denied without Prejudice	8.06	10/1/2004	Pharma
1:04cv00117	Edizone v. Cloud Nine, et al	Plaintiff	Denied	0.59	7/31/2007	
1:10cv00119	Kippen v. Pack et al	Plaintiff	Denied without Prejudice	2.04	9/29/2010	
2:11cv01202	Rich Media Club et al v. Mentchoukov et al	Plaintiff	Denied without Prejudice	6.88	7/30/2012	
2:13cv00331	Won Door v. Cornell Iron Works	Plaintiff	Granted	3.98	10/3/2013	

Vermont

The dockets of patent cases in Vermont were examined to identify decisions on contested motions. The number of decisions found, the number granted, and the number denied are as follows:

Total Decisions: 2

Total Granted: 1 Plaintiff Granted: 0 Defendant Granted: 1

Total Denied: 1 Plaintiff Denied: 1 Defendant Denied: 0

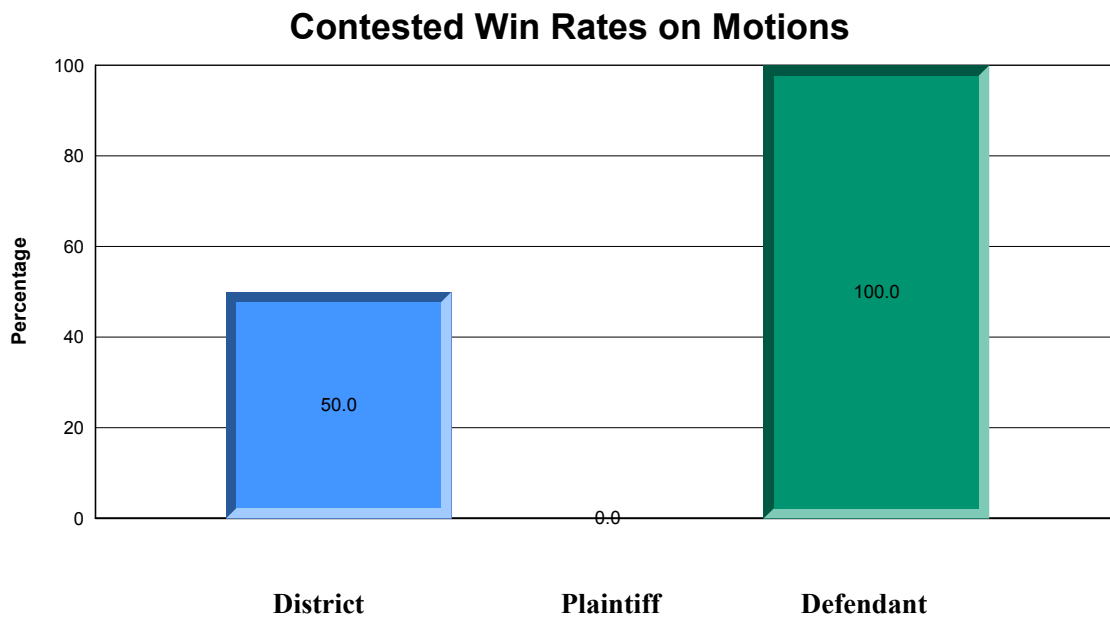
Total Granted in Part, Denied in Part: 0 Plaintiff Granted in Part: 0

Defendant Granted in Part: 0

Plaintiff Win Rate: 0.0%

Defendant Win Rate: 100.0%

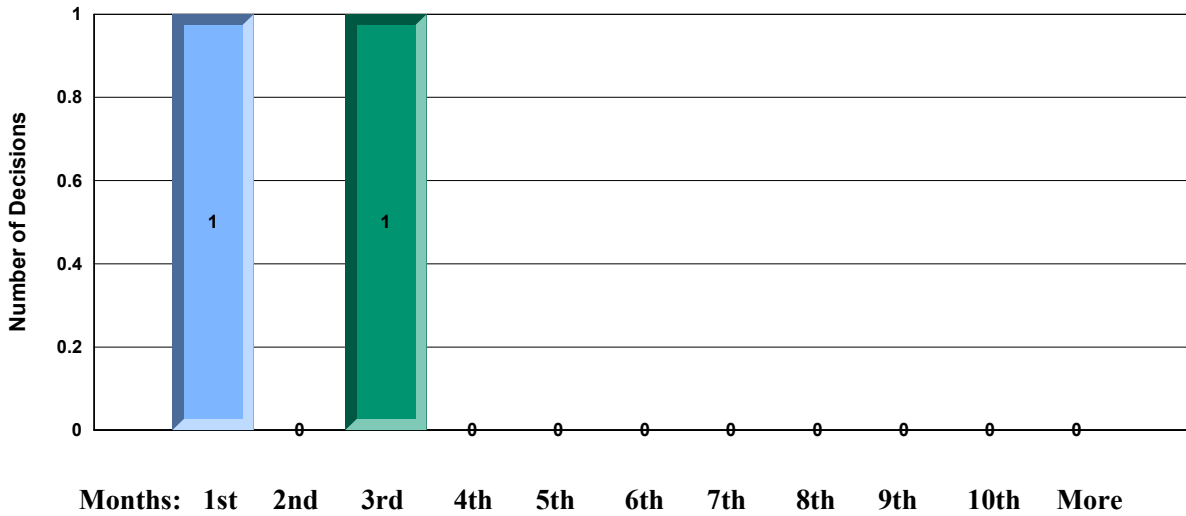
Overall Win Rate: 50.0%



The average time from motion filing to decision was 1.9 months from motion filing. The distribution of times to decision for these motions is illustrated in the chart below.

Distribution of Decisions

For Vermont



Reiss, Christina

Total Decisions: 1
 Total Granted: 0
 Total Denied: 1
 Total Granted in Part, Denied in Part: 0
 Overall Win Rate: 0.0%
 Average Time to Decision: 2.8 months from motion filing

Case Number	Case Name	Movant	Decision	Pendency	Decision Date	Pharma?
5:11cv00149	Revision Military, Inc. et al v. Balboa Manufacturing Company	Plaintiff	Denied	2.80	8/31/2011	

Sessions, William

Total Decisions: 1
 Total Granted: 1
 Total Denied: 0
 Total Granted in Part, Denied in Part: 0
 Overall Win Rate: 100.0%
 Average Time to Decision: 1.0 months from motion filing

Case Number	Case Name	Movant	Decision	Pendency	Decision Date	Pharma?
2:02cv00020	Alza Corporation, et al v. Mylan Laboratories, et al	Defendant	Granted	0.99	4/25/2002	Pharma

Virginia Eastern

The dockets of patent cases in Virginia Eastern were examined to identify decisions on contested motions. The number of decisions found, the number granted, and the number denied are as follows:

Total Decisions: 14

Total Granted: 7 Plaintiff Granted: 7 Defendant Granted: 0

Total Denied: 7 Plaintiff Denied: 6 Defendant Denied: 1

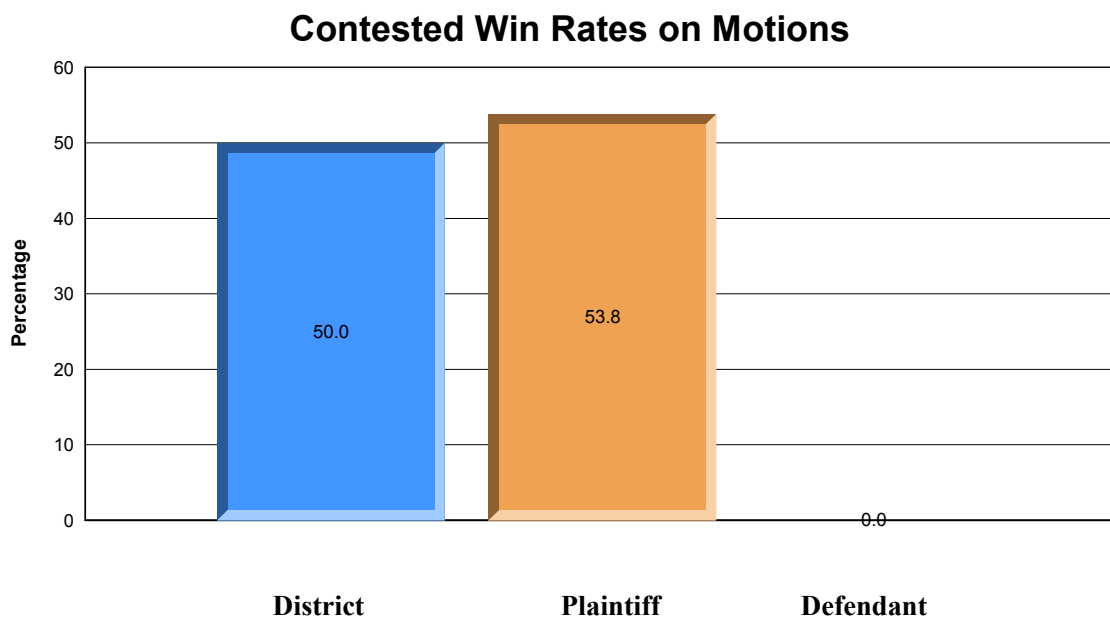
Total Granted in Part, Denied in Part: 0 Plaintiff Granted in Part: 0

Defendant Granted in Part: 0

Plaintiff Win Rate: 53.8%

Defendant Win Rate: 0.0%

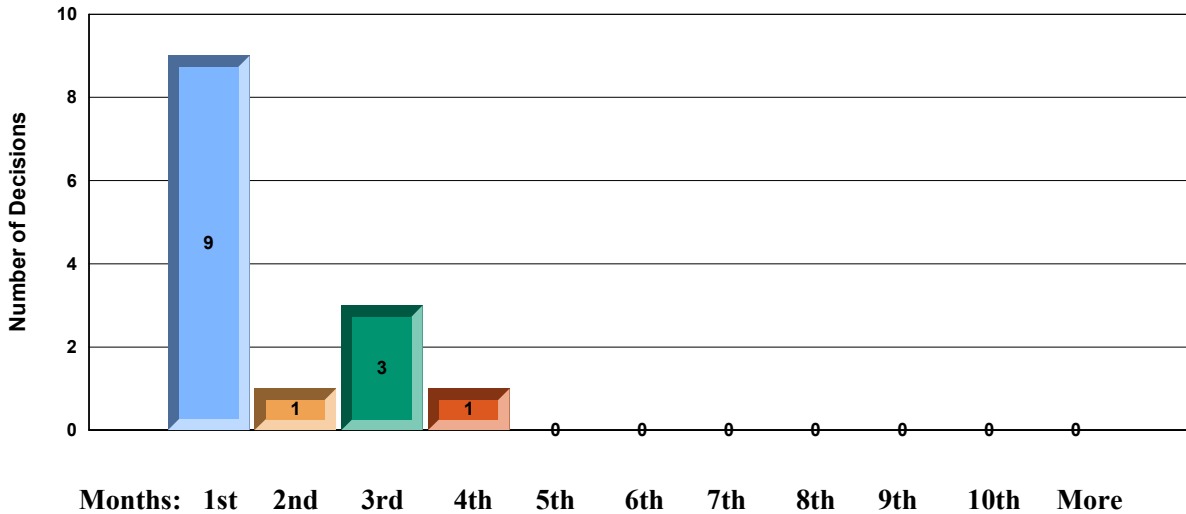
Overall Win Rate: 50.0%



The average time from motion filing to decision was 1.3 months from motion filing. The distribution of times to decision for these motions is illustrated in the chart below.

Distribution of Decisions

For Virginia Eastern



Brinkema, Leonie

Total Decisions: 1
 Total Granted: 1
 Total Denied: 0
 Total Granted in Part, Denied in Part: 0
 Overall Win Rate: 100.0%
 Average Time to Decision: 0.2 months from motion filing

Case Number	Case Name	Movant	Decision	Pendency	Decision Date	Pharma?
1:00cv01993	Mueller Sports Med v. Comiskey	Plaintiff	Granted	0.23	12/22/2000	

Cacheris, James

Total Decisions: 1
 Total Granted: 1
 Total Denied: 0
 Total Granted in Part, Denied in Part: 0
 Overall Win Rate: 100.0%
 Average Time to Decision: 0.5 months from motion filing

Case Number	Case Name	Movant	Decision	Pendency	Decision Date	Pharma?
1:07cv01008	SmithKline Beecham Corporation et al v. Dudas et al	Plaintiff	Granted	0.53	10/31/2007	Pharma

Doumar, Robert

Total Decisions: 2

Total Granted: 0

Total Denied: 2

Total Granted in Part, Denied in Part: 0

Overall Win Rate: 0.0%

Average Time to Decision: 1.2 months from motion filing

Case Number	Case Name	Movant	Decision	Pendency	Decision Date	Pharma?
2:06cv00289	Fellowes, Inc. v. Michilin Prosperity Company, Ltd., et al	Plaintiff	Denied	0.20	5/31/2007	
2:14cv00187	Hill-Rom Company, Inc. et al v. General Electric Company	Plaintiff	Denied	2.24	7/15/2014	

Hilton, Claude

Total Decisions: 2

Total Granted: 0

Total Denied: 2

Total Granted in Part, Denied in Part: 0

Overall Win Rate: 0.0%

Average Time to Decision: 0.5 months from motion filing

Case Number	Case Name	Movant	Decision	Pendency	Decision Date	Pharma?
1:10cv01007	01 Communique Laboratory, Inc. v. Logmein, Inc. et al	Plaintiff	Denied	0.82	11/12/2010	
1:10cv01072	Reago v. United States Patent and Trademark Office	Defendant	Denied	0.23	10/1/2010	

Hudson, Henry

Total Decisions: 1

Total Granted: 0

Total Denied: 1

Total Granted in Part, Denied in Part: 0

Overall Win Rate: 0.0%

Average Time to Decision: 3.2 months from motion filing

Case Number	Case Name	Movant	Decision	Pendency	Decision Date	Pharma?
3:09cv00458	PRE Holding, Inc. v. Monaghan Medical Corporation et al	Plaintiff	Denied	3.19	11/17/2009	

Jackson, Raymond

Total Decisions: 2

Total Granted: 2

Total Denied: 0

Total Granted in Part, Denied in Part: 0

Overall Win Rate: 100.0%

Average Time to Decision: 0.9 months from motion filing

Case Number	Case Name	Movant	Decision	Pendency	Decision Date	Pharma?
2:10cv00616	Fred Hutchinson Cancer Research Center et al v. Biopet Vet Lab, Inc., et al	Plaintiff	Granted	1.02	3/17/2011	
2:10cv00616	Fred Hutchinson Cancer Research Center et al v. Biopet Vet Lab, Inc., et al	Plaintiff	Granted	0.82	3/11/2011	

Miller, Tommy

Total Decisions: 1

Total Granted: 0

Total Denied: 1

Total Granted in Part, Denied in Part: 0

Overall Win Rate: 0.0%

Average Time to Decision: 3.0 months from motion filing

Case Number	Case Name	Movant	Decision	Pendency	Decision Date	Pharma?
2:01cv00181	McKeown v. Bayshore Concrete, et al	Plaintiff	Denied	2.96	8/13/2001	

Morgan, Henry

Total Decisions: 1

Total Granted: 1

Total Denied: 0

Total Granted in Part, Denied in Part: 0

Overall Win Rate: 100.0%

Average Time to Decision: 0.9 months from motion filing

Case Number	Case Name	Movant	Decision	Pendency	Decision Date	Pharma?
2:00cv00940	Eyeticet, et al v. Unisys Corporation	Plaintiff	Granted	0.86	1/8/2001	

Spencer, James

Total Decisions: 1

Total Granted: 0

Total Denied: 1

Total Granted in Part, Denied in Part: 0

Overall Win Rate: 0.0%

Average Time to Decision: 2.7 months from motion filing

Case Number	Case Name	Movant	Decision	Pendency	Decision Date	Pharma?
3:11cv00345	Hamilton Beach Brands, Inc. v. Sunbeam Products, Inc.	Plaintiff	Denied	2.66	8/15/2011	

Trenga, Anthony

Total Decisions: 2

Total Granted: 2

Total Denied: 0

Total Granted in Part, Denied in Part: 0

Overall Win Rate: 100.0%

Average Time to Decision: 1.0 months from motion filing

Case Number	Case Name	Movant	Decision	Pendency	Decision Date	Pharma?
1:10cv00789	Mya Saray, LLC v. Al-Amir, Inc. et al	Plaintiff	Granted	0.99	12/10/2010	
1:10cv00789	Mya Saray, LLC v. Al-Amir, Inc. et al	Plaintiff	Granted	0.92	12/10/2010	

Virginia Western

The dockets of patent cases in Virginia Western were examined to identify decisions on contested motions. The number of decisions found, the number granted, and the number denied are as follows:

Total Decisions: 3

Total Granted: 0 Plaintiff Granted: 0 Defendant Granted: 0

Total Denied: 3 Plaintiff Denied: 3 Defendant Denied: 0

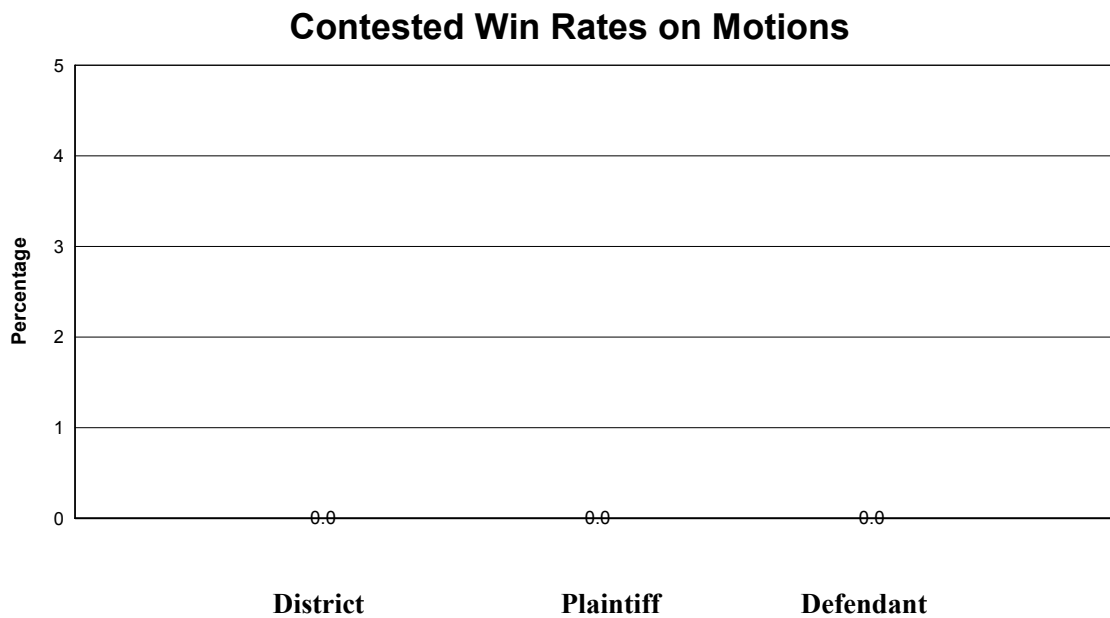
Total Granted in Part, Denied in Part: 0 Plaintiff Granted in Part: 0

Defendant Granted in Part: 0

Plaintiff Win Rate: 0.0%

Defendant Win Rate: 0.0%

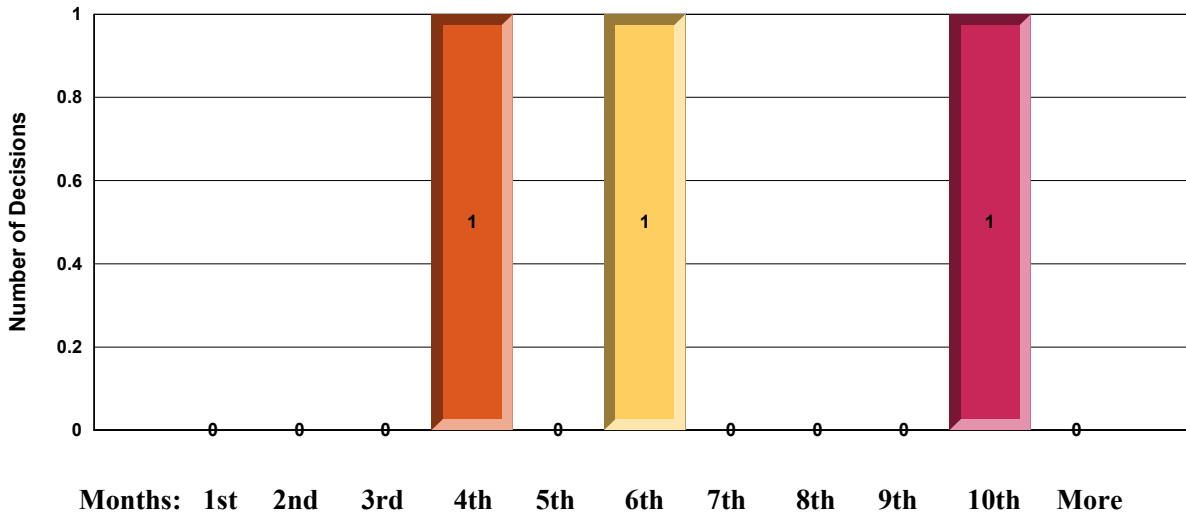
Overall Win Rate: 0.0%



The average time from motion filing to decision was 6.3 months from motion filing. The distribution of times to decision for these motions is illustrated in the chart below.

Distribution of Decisions

For Virginia Western



Kiser, Jackson

Total Decisions: 1
 Total Granted: 0
 Total Denied: 1
 Total Granted in Part, Denied in Part: 0
 Overall Win Rate: 0.0%
 Average Time to Decision: 3.8 months from motion filing

Case Number	Case Name	Movant	Decision	Pendency	Decision Date	Pharma?
4:01cv00067	Adalis Corporation, et al v. Marotech, Inc.	Plaintiff	Denied	3.82	4/12/2002	

Moon, Norman

Total Decisions: 2
 Total Granted: 0
 Total Denied: 2
 Total Granted in Part, Denied in Part: 0
 Overall Win Rate: 0.0%
 Average Time to Decision: 7.6 months from motion filing

Case Number	Case Name	Movant	Decision	Pendency	Decision Date	Pharma?
3:09cv00078	MicroAire Surgical Instruments LLC v. Arthrex, Inc.	Plaintiff	Denied	5.99	6/3/2010	
3:12cv00024	Robinson v. Bartlow et al	Plaintiff	Denied	9.24	3/22/2013	

Washington Eastern

The dockets of patent cases in Washington Eastern were examined to identify decisions on contested motions. The number of decisions found, the number granted, and the number denied are as follows:

Total Decisions: 2

Total Granted: 1 Plaintiff Granted: 0 Defendant Granted: 1

Total Denied: 1 Plaintiff Denied: 1 Defendant Denied: 0

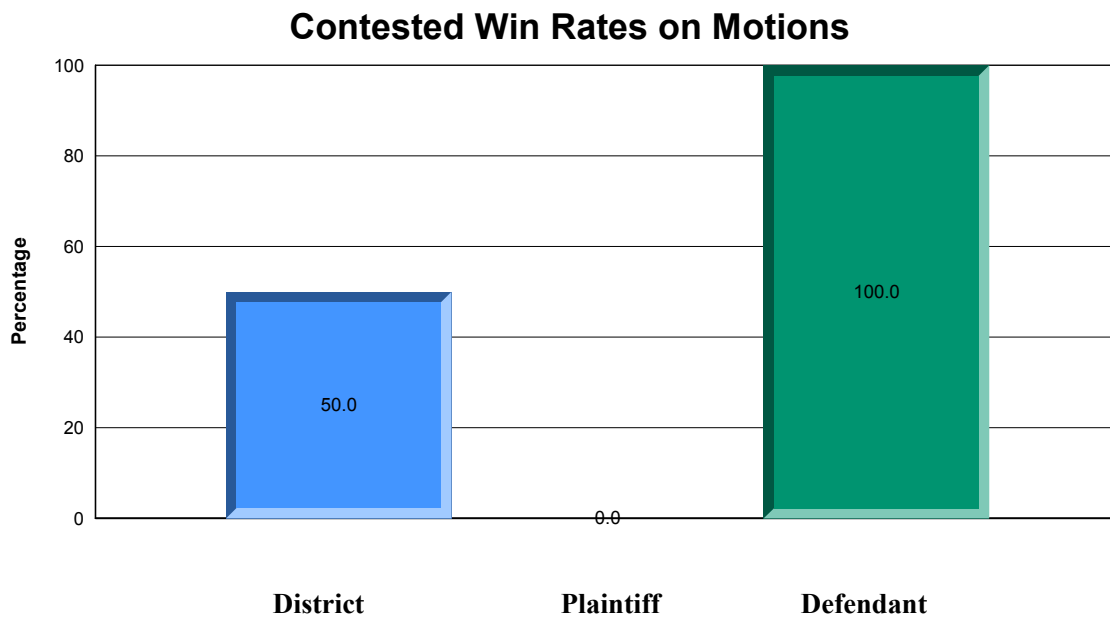
Total Granted in Part, Denied in Part: 0 Plaintiff Granted in Part: 0

Defendant Granted in Part: 0

Plaintiff Win Rate: 0.0%

Defendant Win Rate: 100.0%

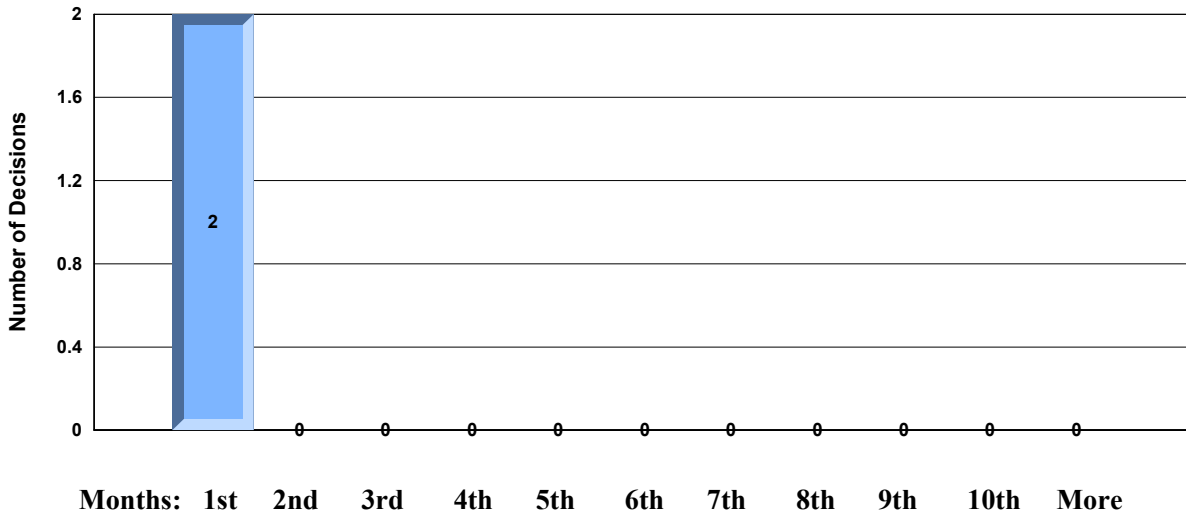
Overall Win Rate: 50.0%



The average time from motion filing to decision was 0.7 months from motion filing. The distribution of times to decision for these motions is illustrated in the chart below.

Distribution of Decisions

For Washington Eastern



Van Sickle, Frederick

Total Decisions: 1
 Total Granted: 1
 Total Denied: 0
 Total Granted in Part, Denied in Part: 0
 Overall Win Rate: 100.0%
 Average Time to Decision: 0.5 months from motion filing

Case Number	Case Name	Movant	Decision	Pendency	Decision Date	Pharma?
2:03cv03091	Zirkle Fruit Company v. Nursery Licensing, et al	Defendant	Granted	0.53	8/15/2003	

Whaley, Robert

Total Decisions: 1
 Total Granted: 0
 Total Denied: 1
 Total Granted in Part, Denied in Part: 0
 Overall Win Rate: 0.0%
 Average Time to Decision: 0.8 months from motion filing

Case Number	Case Name	Movant	Decision	Pendency	Decision Date	Pharma?
2:00cv00066	Walker, et al v. Cenex Harvest States, et al	Plaintiff	Denied	0.79	3/30/2000	

Washington Western

The dockets of patent cases in Washington Western were examined to identify decisions on contested motions. The number of decisions found, the number granted, and the number denied are as follows:

Total Decisions: 32

Total Granted: 6 Plaintiff Granted: 6 Defendant Granted: 0

Total Denied: 23 Plaintiff Denied: 19 Defendant Denied: 4

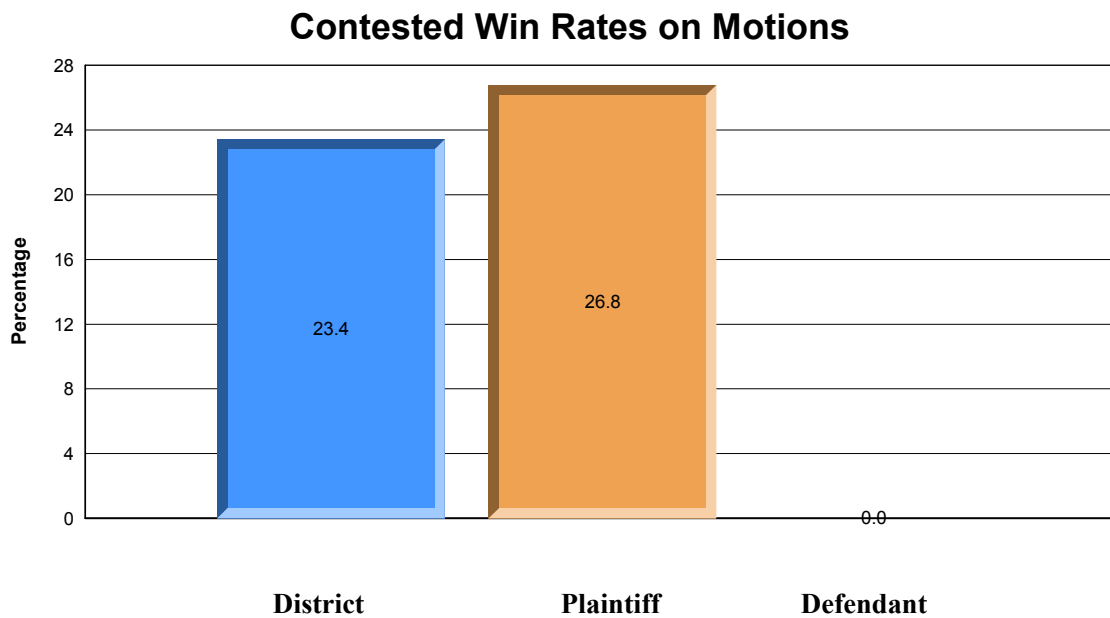
Total Granted in Part, Denied in Part: 3 Plaintiff Granted in Part: 3

Defendant Granted in Part: 0

Plaintiff Win Rate: 26.8%

Defendant Win Rate: 0.0%

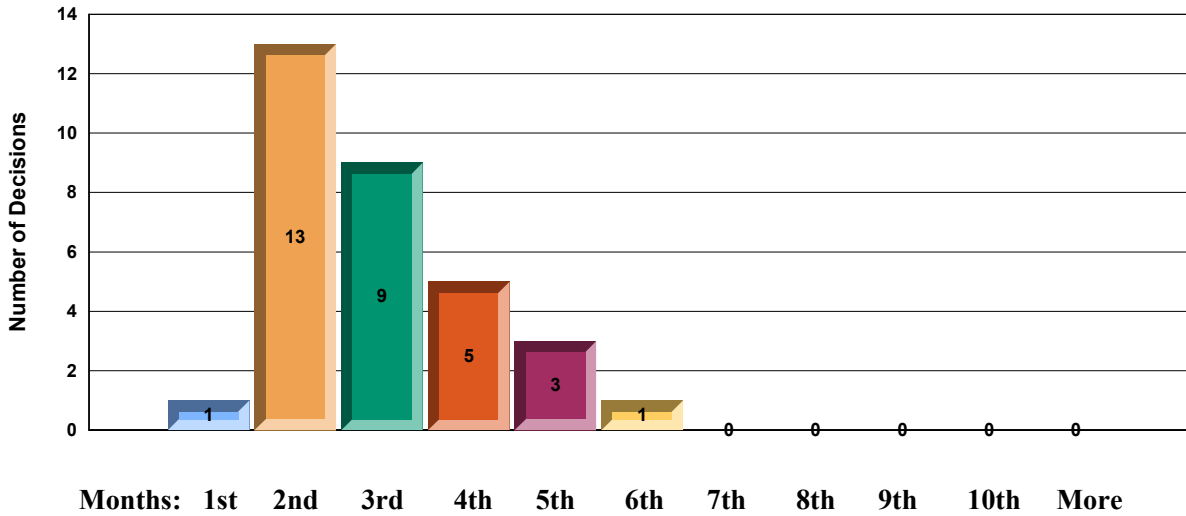
Overall Win Rate: 23.4%



The average time from motion filing to decision was 2.5 months from motion filing. The distribution of times to decision for these motions is illustrated in the chart below.

Distribution of Decisions

For Washington Western



Bryan, Robert

Total Decisions: 2

Total Granted: 1

Total Denied: 1

Total Granted in Part, Denied in Part: 0

Overall Win Rate: 50.0%

Average Time to Decision: 2.1 months from motion filing

Case Number	Case Name	Movant	Decision	Pendency	Decision Date	Pharma?
3:01cv05606	Sims, et al v. Global Resource Inc	Plaintiff	Granted	2.37	1/10/2002	
3:07cv05323	Joescan Inc v. LMI Technologies Inc	Plaintiff	Denied	1.88	9/5/2007	

Coughenour, John

Total Decisions: 6

Total Granted: 1

Total Denied: 3

Total Granted in Part, Denied in Part: 2

Overall Win Rate: 33.3%

Average Time to Decision: 2.5 months from motion filing

Case Number	Case Name	Movant	Decision	Pendency	Decision Date	Pharma?
2:01cv00342	Simpson Strong-Tie v. Inquest Engineering	Plaintiff	Granted in part, Denied in Part	1.81	5/1/2001	
2:04cv00531	Dream Dinners Inc v. KWK Enterprises LLC	Plaintiff	Granted in part, Denied in Part	0.07	3/17/2004	
2:96cv01666	Aicello N America v. Free Spirit Gifts, et al	Plaintiff	Denied	5.79	10/13/2000	
2:99cv01602	Lizardtech Inc v. Earth Resources Map, et al	Plaintiff	Granted	2.57	4/7/2000	
2:99cv01808	Classic Accessories v. Caddis Mfg Inc	Defendant	Denied	1.55	2/1/2000	
2:03cv00077	Mailblocks Inc v. Spam Arrest LLC	Plaintiff	Denied	3.13	6/9/2003	

Lasnik, Robert

Total Decisions: 4

Total Granted: 1

Total Denied: 3

Total Granted in Part, Denied in Part: 0

Overall Win Rate: 25.0%

Average Time to Decision: 2.6 months from motion filing

Case Number	Case Name	Movant	Decision	Pendency	Decision Date	Pharma?
2:00cv00364	Core Industries Inc v. Zurn Industries Inc, et al	Plaintiff	Denied	2.27	10/31/2001	
2:00cv00364	Core Industries Inc v. Zurn Industries Inc, et al	Plaintiff	Denied	3.39	12/16/2003	
2:01cv01589	Reynolds v. Killion Industries	Plaintiff	Granted	1.81	12/5/2001	
2:05cv00993	Precor Incorporated et al v. Fitness Quest Inc.	Plaintiff	Denied	3.13	2/6/2006	

Leighton, Ronald

Total Decisions: 1

Total Granted: 0

Total Denied: 1

Total Granted in Part, Denied in Part: 0

Overall Win Rate: 0.0%

Average Time to Decision: 4.9 months from motion filing

Case Number	Case Name	Movant	Decision	Pendency	Decision Date	Pharma?
3:10cv05667	Columbia Machine Inc v. Besser Company	Plaintiff	Denied	4.90	4/5/2012	

Martinez, Ricardo

Total Decisions: 3

Total Granted: 0

Total Denied: 3

Total Granted in Part, Denied in Part: 0

Overall Win Rate: 0.0%

Average Time to Decision: 2.8 months from motion filing

Case Number	Case Name	Movant	Decision	Pendency	Decision Date	Pharma?
2:05cv00908	Tseng v. Home Depot USA Inc et al	Plaintiff	Denied	2.53	3/2/2006	
2:08cv01064	Loops, LLC et al v. Phoenix Trading, Inc. et al	Plaintiff	Denied	4.14	11/20/2008	
2:15cv00754	BitTitan Inc v SkyKick Inc	Plaintiff	Denied	1.64	8/27/2015	

Pechman, Marsha

Total Decisions: 5

Total Granted: 1

Total Denied: 4

Total Granted in Part, Denied in Part: 0

Overall Win Rate: 20.0%

Average Time to Decision: 1.9 months from motion filing

Case Number	Case Name	Movant	Decision	Pendency	Decision Date	Pharma?
2:02cv02420	Nautilus Group Inc v. Weider Health & Fit, et al	Plaintiff	Denied	2.60	5/16/2003	
2:02cv02420	Nautilus Group Inc v. Weider Health & Fit, et al	Plaintiff	Granted	1.74	7/14/2003	
2:02cv01822	ImageX Inc v. iPrint Tech Inc	Plaintiff	Denied	1.68	10/18/2002	
2:08cv01135	Chef'n Corporation v. Trudeau Corporation	Plaintiff	Denied	1.64	12/16/2008	
2:12cv00056	Aqua Lung America, inc. v. Watermark Scuba, Inc.	Plaintiff	Denied	1.84	11/2/2012	

Settle, Benjamin

Total Decisions: 5

Total Granted: 1

Total Denied: 4

Total Granted in Part, Denied in Part: 0

Overall Win Rate: 20.0%

Average Time to Decision: 1.5 months from motion filing

Case Number	Case Name	Movant	Decision	Pendency	Decision Date	Pharma?
2:11cv00037	Enpac, LLC v. Lucas et al	Plaintiff	Granted	1.05	2/8/2011	
3:11cv05350	Lucas et al v. Camacho et al	Plaintiff	Denied	2.20	8/22/2011	
3:11cv05350	Lucas et al v. Camacho et al	Defendant	Denied	1.48	8/22/2011	
2:11cv00037	Enpac, LLC v. Lucas et al	Defendant	Denied	1.35	8/8/2011	
2:11cv00037	Enpac, LLC v. Lucas et al	Defendant	Denied	1.38	3/21/2012	

Zilly, Thomas

Total Decisions: 6

Total Granted: 1

Total Denied: 4

Total Granted in Part, Denied in Part: 1

Overall Win Rate: 25.0%

Average Time to Decision: 3.1 months from motion filing

Case Number	Case Name	Movant	Decision	Pendency	Decision Date	Pharma?
2:00cv00120	Precor Incorporated, et al v. Life Fitness, et al	Plaintiff	Denied	3.42	8/21/2002	
2:00cv00272	K-2 Corporation v. Rollerblade Inc, et al	Plaintiff	Granted in part, Denied in Part	4.11	9/6/2000	
2:00cv01857	K-2 Corporation v. Rollerblade Inc, et al	Plaintiff	Denied	2.50	1/17/2001	
2:00cv01898	Longacre Racing Prod v. Intercomp Company	Plaintiff	Granted	2.34	1/24/2001	
2:99cv01009	Kittrich Corporation, et al v. Wells Lamont Corp, et al	Plaintiff	Denied	2.47	5/17/2000	
2:06cv00906	DocuSign Inc v. Sertifi Inc	Plaintiff	Denied	3.72	10/19/2006	

West Virginia Northern

The dockets of patent cases in West Virginia Northern were examined to identify decisions on contested motions. The number of decisions found, the number granted, and the number denied are as follows:

Total Decisions: 1

Total Granted: 1 Plaintiff Granted: 1 Defendant Granted: 0

Total Denied: 0 Plaintiff Denied: 0 Defendant Denied: 0

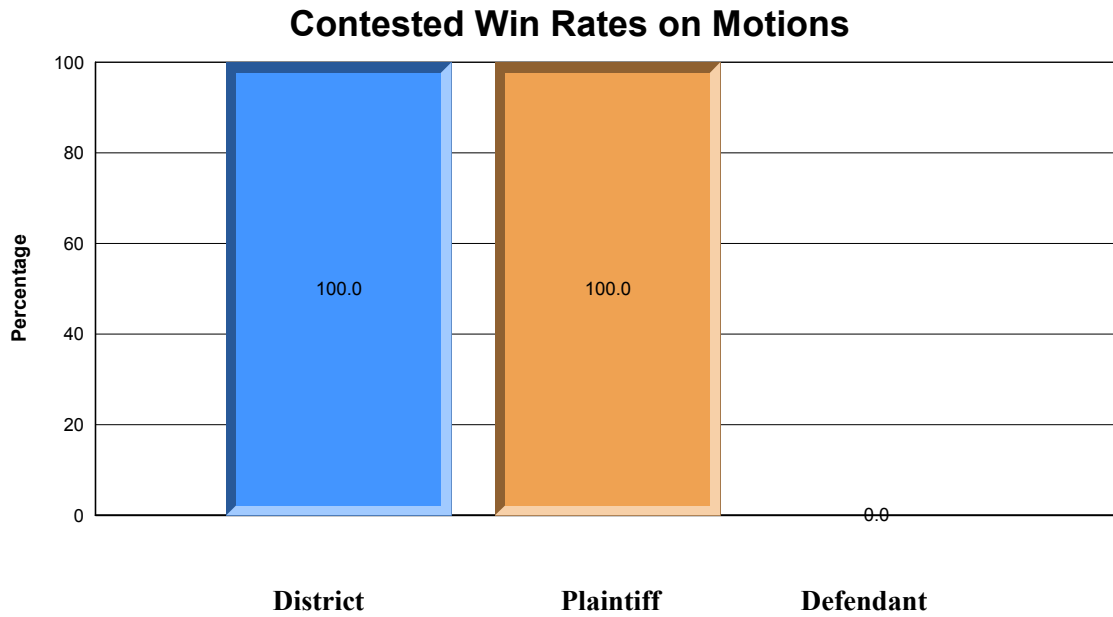
Total Granted in Part, Denied in Part: 0 Plaintiff Granted in Part: 0

Defendant Granted in Part: 0

Plaintiff Win Rate: 100.0%

Defendant Win Rate: 0.0%

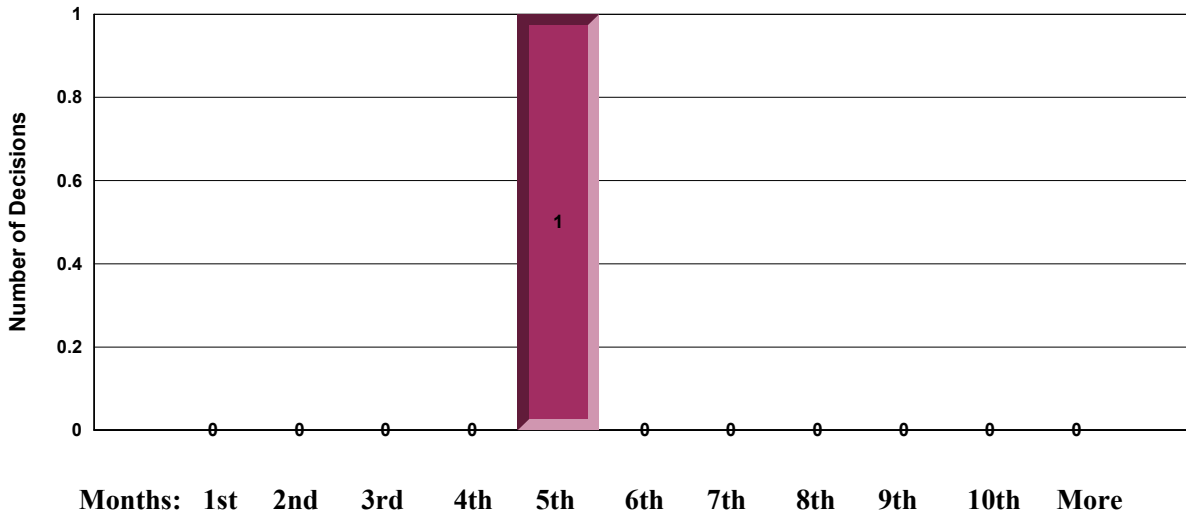
Overall Win Rate: 100.0%



The average time from motion filing to decision was 4.1 months from motion filing. The distribution of times to decision for these motions is illustrated in the chart below.

Distribution of Decisions

For West Virginia Northern



Bailey, John

Total Decisions: 1
 Total Granted: 1
 Total Denied: 0
 Total Granted in Part, Denied in Part: 0
 Overall Win Rate: 100.0%
 Average Time to Decision: 4.1 months from motion filing

Case Number	Case Name	Movant	Decision	Pendency	Decision Date	Pharma?
3:08cv00097	Automated Merchandising Systems, Inc. v. Crane Co.,	Plaintiff	Granted	4.14	12/2/2008	

Wisconsin Eastern

The dockets of patent cases in Wisconsin Eastern were examined to identify decisions on contested motions. The number of decisions found, the number granted, and the number denied are as follows:

Total Decisions: 15

Total Granted: 6 Plaintiff Granted: 6 Defendant Granted: 0

Total Denied: 9 Plaintiff Denied: 9 Defendant Denied: 0

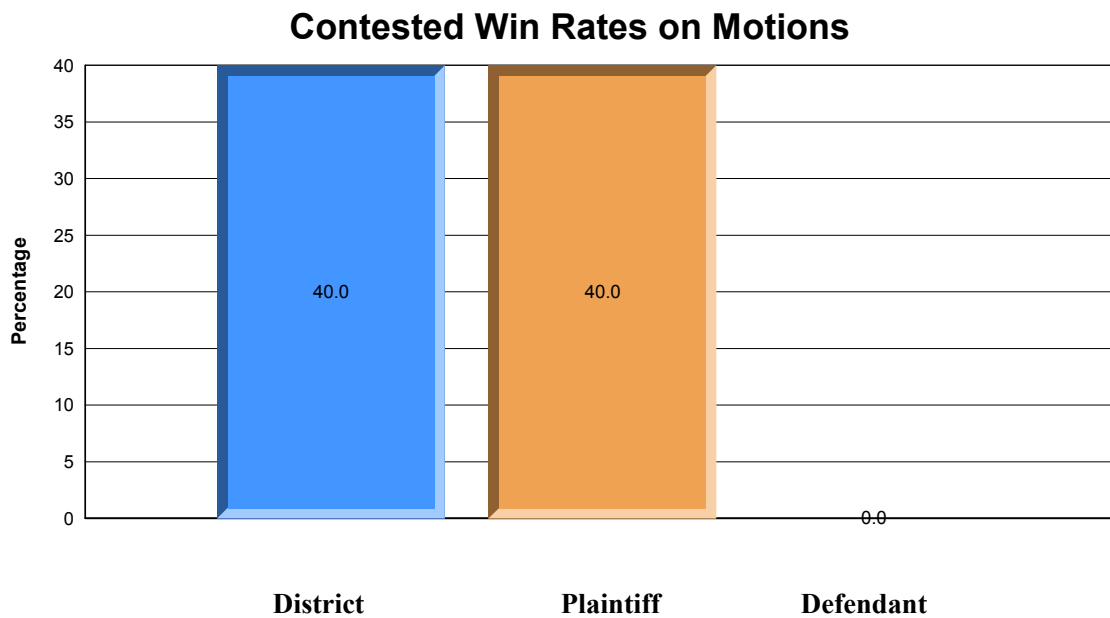
Total Granted in Part, Denied in Part: 0 Plaintiff Granted in Part: 0

Defendant Granted in Part: 0

Plaintiff Win Rate: 40.0%

Defendant Win Rate: 0.0%

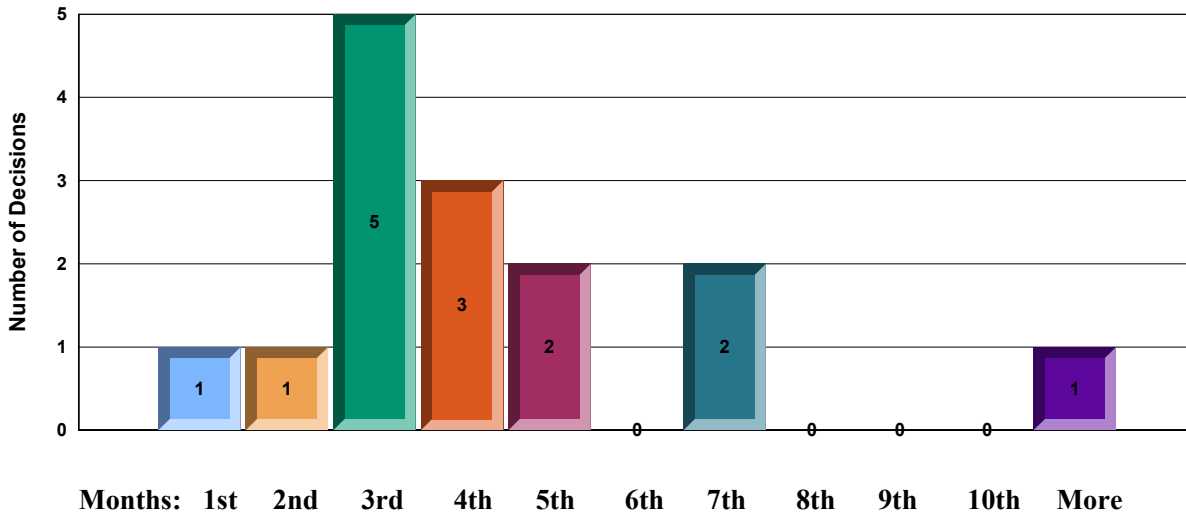
Overall Win Rate: 40.0%



The average time from motion filing to decision was 3.9 months from motion filing. The distribution of times to decision for these motions is illustrated in the chart below.

Distribution of Decisions

For Wisconsin Eastern



Adelman, Lynn

Total Decisions: 3
 Total Granted: 1
 Total Denied: 2
 Total Granted in Part, Denied in Part: 0
 Overall Win Rate: 33.3%
 Average Time to Decision: 3.4 months from motion filing

Case Number	Case Name	Movant	Decision	Pendency	Decision Date	Pharma?
2:02cv00318	Urologix Inc v. ProstaLund AB, et al	Plaintiff	Denied	3.03	10/16/2002	
2:09cv00460	Engineered Products and Services Inc v. Echo Engineering & Production Supplies Inc	Plaintiff	Granted	4.80	10/20/2009	
2:16cv01265	Snap-On Incorporated v. Harbor Freight Tools USA Inc	Plaintiff	Denied	2.47	1/4/2017	

Clevert, Charles

Total Decisions: 2

Total Granted: 1

Total Denied: 1

Total Granted in Part, Denied in Part: 0

Overall Win Rate: 50.0%

Average Time to Decision: 6.5 months from motion filing

Case Number	Case Name	Movant	Decision	Pendency	Decision Date	Pharma?
2:03cv00381	Bryant Products Inc v. Pomacon Inc	Plaintiff	Denied	12.60	6/21/2005	
2:07cv00861	TC Development and Design Inc v. Discount Ramps.com LLC et al	Plaintiff	Granted	0.46	10/5/2007	

Gorence, Patricia

Total Decisions: 2

Total Granted: 1

Total Denied: 1

Total Granted in Part, Denied in Part: 0

Overall Win Rate: 50.0%

Average Time to Decision: 4.9 months from motion filing

Case Number	Case Name	Movant	Decision	Pendency	Decision Date	Pharma?
2:13cv00860	Precision Dynamics Corporation v. Typenex Medical LLC	Plaintiff	Denied without Prejudice	6.25	5/8/2014	
2:13cv00860	Precision Dynamics Corporation v. Typenex Medical LLC	Plaintiff	Granted	3.59	8/25/2014	

Griesbach, William

Total Decisions: 7

Total Granted: 2

Total Denied: 5

Total Granted in Part, Denied in Part: 0

Overall Win Rate: 28.6%

Average Time to Decision: 3.3 months from motion filing

Case Number	Case Name	Movant	Decision	Pendency	Decision Date	Pharma?
1:03cv00510	Pechiney Plastic Packaging Inc et al v. Curwood Inc	Plaintiff	Denied	3.09	9/8/2003	
1:09cv00429	Kimberly-Clark Worldwide Inc et al v. Tyco Healthcare Group LP et al	Plaintiff	Denied	2.30	7/6/2009	
1:09cv00916	Kimberly-Clark Worldwide Inc et al v. First Quality Baby Products LLC et al	Plaintiff	Granted	2.63	5/20/2010	
1:09cv00916	Kimberly-Clark Worldwide Inc et al v. First Quality Baby Products LLC et al	Plaintiff	Denied	2.40	12/11/2009	
1:09cv00916	Kimberly-Clark Worldwide Inc et al v. First Quality Baby Products LLC et al	Plaintiff	Denied	4.28	1/7/2011	
1:11cv00808	Encap LLC v. Oldcastle Retail Inc et al	Plaintiff	Granted	6.48	5/18/2012	
1:14cv00443	Marine Travelift Inc v. ASCOM SpA et al	Plaintiff	Denied	1.94	8/25/2014	

Pepper, Pamela

Total Decisions: 1

Total Granted: 1

Total Denied: 0

Total Granted in Part, Denied in Part: 0

Overall Win Rate: 100.0%

Average Time to Decision: 2.9 months from motion filing

Case Number	Case Name	Movant	Decision	Pendency	Decision Date	Pharma?
2:16cv00544	Metalcraft of Mayville Inc v. The Toro Company et al	Plaintiff	Granted	2.89	8/1/2016	

Wisconsin Western

The dockets of patent cases in Wisconsin Western were examined to identify decisions on contested motions. The number of decisions found, the number granted, and the number denied are as follows:

Total Decisions: 9

Total Granted: 3 Plaintiff Granted: 3 Defendant Granted: 0

Total Denied: 6 Plaintiff Denied: 6 Defendant Denied: 0

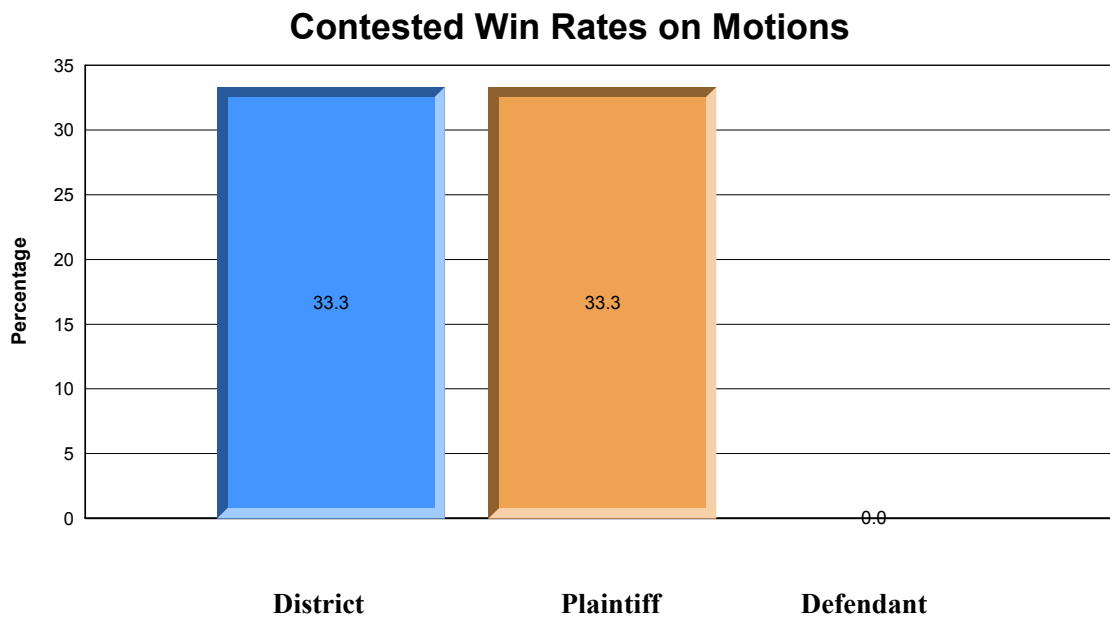
Total Granted in Part, Denied in Part: 0 Plaintiff Granted in Part: 0

Defendant Granted in Part: 0

Plaintiff Win Rate: 33.3%

Defendant Win Rate: 0.0%

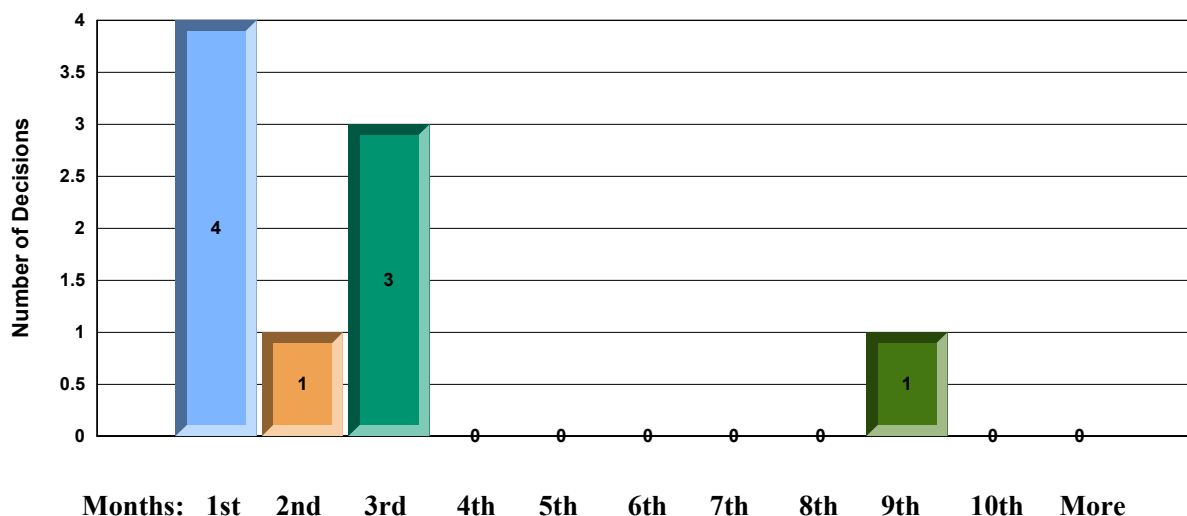
Overall Win Rate: 33.3%



The average time from motion filing to decision was 2.3 months from motion filing. The distribution of times to decision for these motions is illustrated in the chart below.

Distribution of Decisions

For Wisconsin Western



Crabb, Barbara

Total Decisions: 7

Total Granted: 3

Total Denied: 4

Total Granted in Part, Denied in Part: 0

Overall Win Rate: 42.9%

Average Time to Decision: 1.6 months from motion filing

Case Number	Case Name	Movant	Decision	Pendency	Decision Date	Pharma?
3:03cv00353	JOHN MEZZALINGUA ASSOCIATES, INC. v. ARRIS INTERNATIONAL, INC.	Plaintiff	Granted	0.82	7/28/2003	
3:04cv00789	HEWLETT-PACKARD DEVELOPMENT COMPANY, LP v. EMACHINES, INC.	Plaintiff	Denied	0.59	12/6/2004	
3:08cv00431	Energizer Holdings, Inc. et al v. Spectrum Brands, Inc.	Plaintiff	Granted	2.66	11/3/2008	
3:08cv00431	Energizer Holdings, Inc. et al v. Spectrum Brands, Inc.	Plaintiff	Granted	2.50	10/30/2008	
3:10cv00251	Novozymes A/S et al. v. Danisco A/S et al.	Plaintiff	Denied	2.11	9/24/2010	
3:13cv00240	Out RAGE LLC v. New Archery Products Corporation	Plaintiff	Denied	0.95	5/8/2013	
3:14cv00119	AMS, LLC v. Bear Archery, Inc.	Plaintiff	Denied	1.64	6/11/2014	

Crocker, Stephen

Total Decisions: 2

Total Granted: 0

Total Denied: 2

Total Granted in Part, Denied in Part: 0

Overall Win Rate: 0.0%

Average Time to Decision: 4.8 months from motion filing

Case Number	Case Name	Movant	Decision	Pendency	Decision Date	Pharma?
3:10cv00381	Carestream Health, Inc v. Caliper Life Sciences, Inc.	Plaintiff	Denied	8.72	3/31/2011	
3:11cv00630	Mirus Bio, LLC v. Fugent, LLC	Plaintiff	Denied	0.79	10/21/2011	