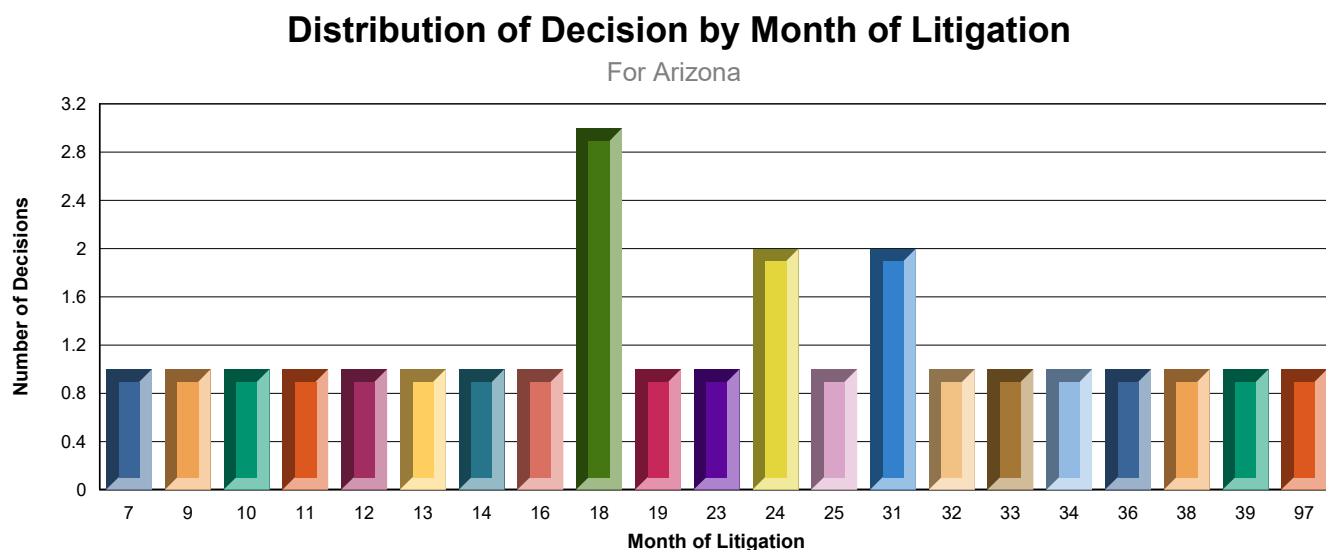


Arizona

The dockets of patent cases in Arizona were examined to identify Markman rulings. The number of rulings found are as follows:

Total Decisions: 25

The average time from case filing to Markman ruling was 24.9 months. The distribution of times to decision for these motions is illustrated in the chart below. Months with no decisions are not shown in the chart.



Bolton, Susan

Total Decisions: 1

Average Time to Decision: 9.0 months from case filing

Case Number	Pendency (months)	Decision Date
2:11cv01375	9.0	4/10/2012

Burns, Michelle

Total Decisions: 1

Average Time to Decision: 23.5 months from case filing

Case Number	Pendency (months)	Decision Date
2:13cv00406	23.5	2/9/2015

Campbell, David

Total Decisions: 2

Average Time to Decision: 15.8 months from case filing

Case Number	Pendency (months)	Decision Date
2:02cv02575	18.0	6/18/2004
2:16cv02026	13.6	8/9/2017

Collins, Raner

Total Decisions: 1

Average Time to Decision: 30.6 months from case filing

Case Number	Pendency (months)	Decision Date
4:03cv00092	30.6	8/29/2005

Gleason, Sharon

Total Decisions: 1

Average Time to Decision: 37.5 months from case filing

Case Number	Pendency (months)	Decision Date
2:12cv01361	37.5	8/10/2015

Holland, Hezekiah

Total Decisions: 1

Average Time to Decision: 96.4 months from case filing

Case Number	Pendency (months)	Decision Date
2:98cv01413	96.4	8/8/2006

Humetewa, Diane

Total Decisions: 1

Average Time to Decision: 38.9 months from case filing

Case Number	Pendency (months)	Decision Date
2:16cv00455	38.9	5/14/2019

Liburdi, Michael

Total Decisions: 2

Average Time to Decision: 11.3 months from case filing

Case Number	Pendency (months)	Decision Date
2:22cv00018	12.9	2/3/2023
2:23cv01084	9.6	4/1/2024

McNamee, Stephen

Total Decisions: 3

Average Time to Decision: 25.5 months from case filing

Case Number	Pendency (months)	Decision Date
2:00cv01506	35.4	11/18/2002
2:01cv00901	30.9	12/18/2003
2:12cv02208	10.2	8/21/2013

Rosenblatt, Paul

Total Decisions: 1

Average Time to Decision: 11.9 months from case filing

Case Number	Pendency (months)	Decision Date
2:12cv02110	11.9	7/24/2013

Snow, G

Total Decisions: 3

Average Time to Decision: 22.1 months from case filing

Case Number	Pendency (months)	Decision Date
2:13cv00567	17.3	7/11/2014
2:14cv01183	15.1	9/1/2015
2:15cv00873	33.8	3/7/2018

Teilborg, James

Total Decisions: 7

Average Time to Decision: 20.8 months from case filing

Case Number	Pendency (months)	Decision Date
2:00cv01806	31.6	5/8/2003
2:02cv02180	24.9	11/24/2004
2:03cv00029	23.0	12/8/2004
2:09cv01531	17.7	1/12/2011
2:10cv01780	6.4	3/2/2011
2:12cv01797	18.1	2/21/2014
2:14cv00126	23.9	1/19/2016

Wake, Neil

Total Decisions: 1

Average Time to Decision: 32.2 months from case filing

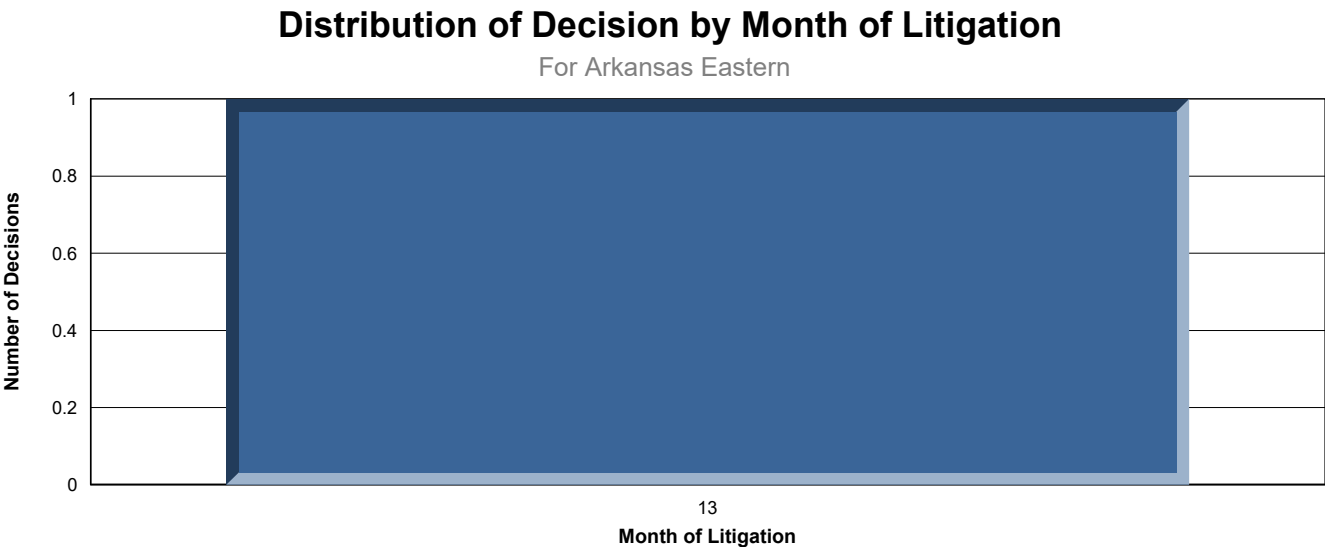
Case Number	Pendency (months)	Decision Date
2:09cv02600	32.2	8/20/2012

Arkansas Eastern

The dockets of patent cases in Arkansas Eastern were examined to identify Markman rulings. The number of rulings found are as follows:

Total Decisions: 1

The average time from case filing to Markman ruling was 12.4 months . The distribution of times to decision for these motions is illustrated in the chart below. Months with no decisions are not shown in the chart.



Marshall, Denzil

Total Decisions: 1

Average Time to Decision: 12.4 months from case filing

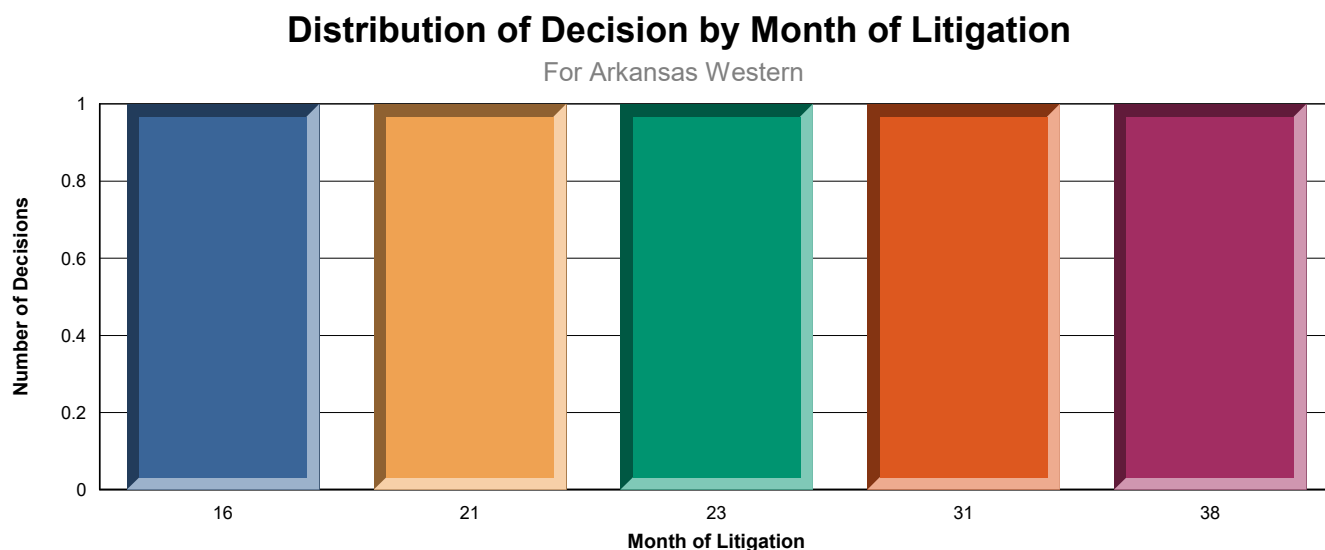
Case Number	Pendency (months)	Decision Date
4:19cv00107	12.4	2/19/2020

Arkansas Western

The dockets of patent cases in Arkansas Western were examined to identify Markman rulings. The number of rulings found are as follows:

Total Decisions: 5

The average time from case filing to Markman ruling was 25.4 months. The distribution of times to decision for these motions is illustrated in the chart below. Months with no decisions are not shown in the chart.



Barnes, Harry

Total Decisions: 2

Average Time to Decision: 18.2 months from case filing

Case Number	Pendency (months)	Decision Date
4:08cv04015	15.5	6/10/2009
4:08cv04101	20.9	7/19/2010

Bryant, Barry

Total Decisions: 1

Average Time to Decision: 30.5 months from case filing

Case Number	Pendency (months)	Decision Date
4:16cv04019	30.5	9/12/2018

Dawson, Robert

Total Decisions: 1

Average Time to Decision: 22.8 months from case filing

Case Number	Pendency (months)	Decision Date
5:11cv05112	22.8	3/21/2013

Holmes, Paul

Total Decisions: 1

Average Time to Decision: 37.6 months from case filing

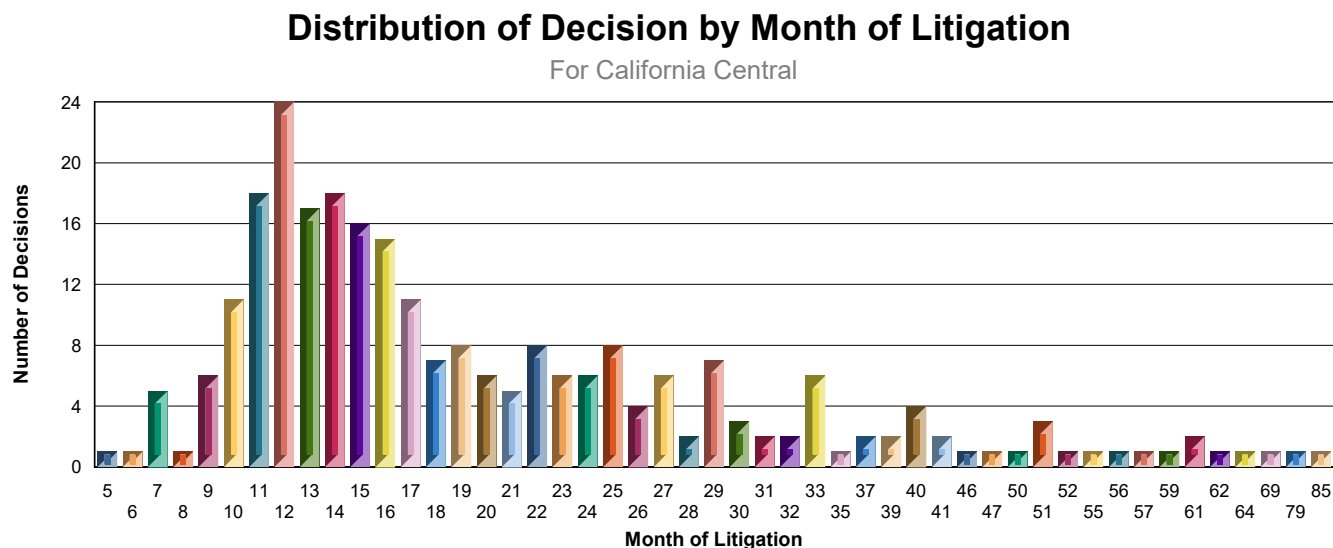
Case Number	Pendency (months)	Decision Date
5:20cv05095	37.6	7/13/2023

California Central

The dockets of patent cases in California Central were examined to identify Markman rulings. The number of rulings found are as follows:

Total Decisions: 259

The average time from case filing to Markman ruling was 20.5 months. The distribution of times to decision for these motions is illustrated in the chart below. Months with no decisions are not shown in the chart.



Anderson, Percy

Total Decisions: 1

Average Time to Decision: 50.1 months from case filing

Case Number	Pendency (months)	Decision Date
2:04cv10435	50.1	12/1/2008

Bernal, Jesus

Total Decisions: 1

Average Time to Decision: 32.7 months from case filing

Case Number	Pendency (months)	Decision Date
8:12cv01861	32.7	7/16/2015

Birotte, Andre

Total Decisions: 4

Average Time to Decision: 16.0 months from case filing

Case Number	Pendency (months)	Decision Date
5:17cv01388	18.7	10/24/2018
2:20cv04556	9.2	2/25/2021
2:23cv00446	9.5	11/6/2023
2:22cv05097	26.6	10/9/2024

Carney, Cormac

Total Decisions: 1

Average Time to Decision: 40.6 months from case filing

Case Number	Pendency (months)	Decision Date
8:03cv01570	40.6	3/22/2007

Carter, David

Total Decisions: 15

Average Time to Decision: 28.7 months from case filing

Case Number	Pendency (months)	Decision Date
8:00cv00135	51.5	5/21/2004
8:00cv01230	32.2	8/20/2003
8:03cv00242	17.5	8/20/2004
8:05cv01113	22.6	10/3/2007
8:00cv01230	37.0	1/12/2004
8:99cv00748	12.6	7/11/2000
8:12cv00719	24.1	5/7/2014
8:12cv01090	21.2	4/8/2014
2:13cv07501	25.3	11/18/2015
8:15cv00278	54.8	9/11/2019
8:19cv01457	12.0	7/29/2020
8:20cv00847	12.5	5/19/2021
8:19cv01805	21.8	7/14/2021
8:17cv00596	63.6	7/19/2022
8:20cv02116	21.5	8/19/2022

Fairbank, Valerie

Total Decisions: 3

Average Time to Decision: 16.6 months from case filing

Case Number	Pendency (months)	Decision Date
2:05cv05168	24.6	8/3/2007
2:06cv01902	14.0	5/29/2007
2:10cv02225	11.1	2/25/2011

Fitzgerald, Michael

Total Decisions: 2

Average Time to Decision: 14.0 months from case filing

Case Number	Pendency (months)	Decision Date
2:11cv07126	13.2	10/3/2012
2:11cv10122	14.8	2/28/2013

Gee, Dolly

Total Decisions: 1

Average Time to Decision: 13.1 months from case filing

Case Number	Pendency (months)	Decision Date
2:11cv07291	13.1	10/5/2012

Gutierrez, Philip

Total Decisions: 10

Average Time to Decision: 15.9 months from case filing

Case Number	Pendency (months)	Decision Date
2:06cv06949	17.3	4/8/2008
2:07cv04835	12.1	7/28/2008
2:10cv03814	10.8	4/14/2011
2:12cv01423	11.9	2/12/2013
2:17cv04597	18.6	1/8/2019
2:18cv03005	36.4	2/1/2019
2:18cv06471	12.6	8/14/2019
2:19cv06224	11.2	6/23/2020
2:19cv08967	16.9	5/14/2020
8:21cv01009	11.5	5/23/2022

Hatter, Terry

Total Decisions: 4

Average Time to Decision: 26.0 months from case filing

Case Number	Pendency (months)	Decision Date
2:00cv08561	20.3	4/18/2002
2:99cv00520	28.1	5/21/2001
2:04cv04783	24.8	7/25/2006
8:05cv00894	30.9	4/11/2008

Holcomb, John

Total Decisions: 5

Average Time to Decision: 30.0 months from case filing

Case Number	Pendency (months)	Decision Date
5:14cv01153	78.9	12/30/2020
2:20cv09498	11.9	10/14/2021
5:21cv01328	14.6	10/23/2022
5:21cv01556	15.7	1/3/2023
2:22cv07775	28.7	7/29/2024

Huff, Marilyn

Total Decisions: 4

Average Time to Decision: 22.4 months from case filing

Case Number	Pendency (months)	Decision Date
2:16cv04502	27.3	3/1/2018
2:17cv00220	13.6	2/27/2018
2:16cv06499	33.0	4/6/2018
2:17cv01393	15.7	6/13/2018

Klausner, Robert

Total Decisions: 9

Average Time to Decision: 28.8 months from case filing

Case Number	Pendency (months)	Decision Date
2:01cv09871	19.2	6/23/2003
2:01cv10961	13.6	2/5/2003
2:07ml01816	10.8	2/21/2008
2:07ml01816	11.2	3/4/2008
2:07cv04955	28.3	12/8/2009
2:07cv06222	26.5	12/8/2009
2:07cv02134	60.3	4/26/2012
2:07ml01816	60.6	4/26/2012
2:07cv04964	28.3	12/8/2009

Kronstadt, John

Total Decisions: 29

Average Time to Decision: 19.0 months from case filing

Case Number	Pendency (months)	Decision Date
2:12cv08669	14.3	12/18/2013
2:14cv00962	9.3	11/17/2014
2:14cv03106	11.8	4/17/2015
2:13cv08418	20.2	7/22/2015
2:13cv08418	25.5	12/29/2015
2:15cv04907	10.3	5/6/2016
2:15cv08323	12.0	10/21/2016
2:15cv08830	20.0	7/13/2017
2:16cv04676	12.5	7/13/2017
8:16cv01955	15.8	7/14/2017
5:16cv02668	12.0	12/28/2017
2:17cv00890	14.9	5/2/2018
2:17cv03219	14.4	7/10/2018
2:15cv08830	31.3	6/20/2018
2:17cv04146	15.1	9/4/2018
2:18cv06929	9.9	6/11/2019
2:19cv00748	10.8	12/26/2019
2:19cv03028	8.0	12/18/2019
5:19cv00257	9.6	11/26/2019
2:15cv08830	50.8	2/4/2020
2:16cv03300	55.9	1/7/2021
2:19cv10092	29.1	4/28/2022
2:21cv08086	11.3	9/21/2022
2:22cv07464	19.6	7/5/2023
2:19cv08596	46.5	8/18/2023
2:23cv03698	9.2	2/20/2024
5:22cv01947	17.7	4/23/2024
5:23cv00319	16.7	7/18/2024
8:23cv00345	16.7	7/19/2024

Lew, Ronald

Total Decisions: 9

Average Time to Decision: 14.8 months from case filing

Case Number	Pendency (months)	Decision Date
2:04cv09041	9.7	8/22/2005
2:06cv05306	18.2	2/26/2008
2:05cv05295	14.0	9/20/2006
2:10cv09176	15.3	3/9/2012
2:12cv04052	15.2	8/14/2013
2:12cv04471	23.6	5/8/2014
5:16cv01824	12.9	5/18/2017
2:16cv08586	14.3	1/25/2018
8:19cv01201	9.8	4/10/2020

Marshall, Consuelo

Total Decisions: 6

Average Time to Decision: 29.5 months from case filing

Case Number	Pendency (months)	Decision Date
2:02cv06775	32.2	5/5/2005
2:02cv06775	49.7	10/19/2006
2:05cv01890	29.9	9/10/2007
2:10cv01188	17.5	8/3/2011
2:19cv00742	28.8	4/5/2021
2:23cv09751	19.0	6/17/2025

Morrow, Margaret

Total Decisions: 11

Average Time to Decision: 22.5 months from case filing

Case Number	Pendency (months)	Decision Date
2:01cv07390	14.6	11/12/2002
2:99cv08663	21.3	6/5/2001
2:98cv02595	29.6	6/23/2000
2:99cv02160	56.4	11/7/2003
2:05cv01141	23.1	1/17/2007
2:06cv02825	22.1	3/13/2008
2:06cv03689	12.0	6/14/2007
2:06cv07626	8.0	8/1/2007
2:09cv05031	24.8	8/5/2011
2:10cv03902	26.3	7/30/2012
2:12cv10763	8.8	9/12/2013

Olguin, Fernando

Total Decisions: 2

Average Time to Decision: 33.5 months from case filing

Case Number	Pendency (months)	Decision Date
2:11cv05210	38.1	8/22/2014
2:12cv00867	29.0	6/30/2014

Otero, S.

Total Decisions: 14

Average Time to Decision: 14.7 months from case filing

Case Number	Pendency (months)	Decision Date
2:06cv02402	11.6	4/6/2007
2:06cv03619	14.7	8/31/2007
2:07cv07855	8.6	8/21/2008
2:03cv02052	24.8	8/31/2004
8:13cv00657	13.8	6/18/2014
2:14cv00486	7.0	8/21/2014
2:15cv03121	15.7	8/17/2016
8:15cv01979	12.2	12/1/2016
2:16cv02820	10.6	3/14/2017
8:16cv00545	26.2	5/29/2018
2:17cv02613	16.6	8/24/2018
2:17cv07639	11.7	10/9/2018
2:18cv02402	15.9	7/18/2019
2:18cv03837	16.7	9/27/2019

Phillips, Virginia

Total Decisions: 3

Average Time to Decision: 18.7 months from case filing

Case Number	Pendency (months)	Decision Date
5:04cv00858	17.2	12/19/2005
5:07cv00828	16.3	11/13/2008
5:07cv00883	22.6	6/2/2009

Pregerson, Dean

Total Decisions: 16

Average Time to Decision: 29.1 months from case filing

Case Number	Pendency (months)	Decision Date
2:05cv04820	22.3	5/11/2007
2:06cv02574	12.5	5/11/2007
2:07cv01946	18.4	10/3/2008
2:07cv01946	15.7	10/15/2008
2:07cv03265	28.5	9/29/2009
2:04cv01172	84.5	3/4/2011
2:09cv04150	32.3	3/4/2011
2:09cv04189	32.4	3/7/2011
2:10cv00381	21.2	10/24/2011
2:09cv08441	23.2	10/24/2011
2:09cv04150	39.8	10/20/2011
2:09cv04189	39.8	10/20/2011
2:09cv08441	21.4	8/31/2011
2:11cv04686	10.8	4/24/2012
2:11cv07904	23.7	9/13/2013
2:19cv10202	39.2	3/8/2023

Real, Manuel

Total Decisions: 2

Average Time to Decision: 17.1 months from case filing

Case Number	Pendency (months)	Decision Date
2:04cv09494	14.2	1/25/2006
2:04cv06553	20.0	4/6/2006

Scarsi, Mark

Total Decisions: 4

Average Time to Decision: 12.7 months from case filing

Case Number	Pendency (months)	Decision Date
2:19cv07355	20.0	4/22/2021
2:22cv01717	10.2	1/20/2023
2:22cv06233	10.2	7/7/2023
8:22cv01836	10.3	8/16/2023

Segal, Suzanne

Total Decisions: 1

Average Time to Decision: 50.1 months from case filing

Case Number	Pendency (months)	Decision Date
2:11cv05210	50.1	8/24/2015

Selna, James

Total Decisions: 37

Average Time to Decision: 18.0 months from case filing

Case Number	Pendency (months)	Decision Date
8:05cv00024	10.5	11/21/2005
8:04cv01468	12.7	1/12/2006
8:04cv00729	10.4	5/4/2005
8:04cv00408	14.6	6/22/2005
8:03cv01215	10.6	6/21/2004
8:03cv01011	31.9	1/14/2005
8:03cv00750	5.9	8/13/2003
8:03cv00655	15.0	11/26/2003
8:05cv00467	15.8	9/11/2006
2:06cv04972	16.2	12/14/2007
8:04cv01468	13.6	2/8/2006
8:05cv00905	18.1	3/21/2007
8:05cv00467	45.8	3/11/2009
8:07cv01384	20.2	8/3/2009
8:07cv01316	24.3	11/16/2009
8:08cv00546	27.7	9/3/2010
8:09cv01058	15.1	12/17/2010
8:10cv01066	14.5	9/29/2011
8:10cv01297	12.3	9/1/2011
2:10cv02107	22.5	2/6/2012
8:11cv00456	11.5	3/7/2012
8:11cv01544	11.3	9/11/2012
8:12cv00327	12.2	3/7/2013
2:12cv05911	15.1	5/6/2013
8:13cv00016	14.2	3/11/2014
8:11cv01406	10.9	8/9/2012
2:14cv03009	13.8	6/10/2015
2:14cv05691	20.3	3/25/2016
8:16cv01774	11.3	9/1/2017
8:17cv00660	8.3	12/18/2017

8:18cv01580	11.1	8/8/2019
8:18cv02001	16.6	3/27/2020
8:19cv00835	10.8	3/27/2020
2:21cv04758	10.5	4/26/2022
8:22cv01874	9.6	8/2/2023
8:19cv00870	61.8	7/1/2024
8:20cv00048	58.7	11/27/2024

Snyder, Christina

Total Decisions: 7

Average Time to Decision: 29.6 months from case filing

Case Number	Pendency (months)	Decision Date
2:00cv00296	25.1	8/20/2001
2:00cv00296	25.5	10/30/2001
2:00cv07091	38.3	8/29/2003
8:03cv00016	69.0	10/3/2008
2:16cv02859	24.4	5/9/2018
2:18cv07090	11.6	8/2/2019
2:20cv02250	13.1	4/12/2021

Staton, Josephine

Total Decisions: 8

Average Time to Decision: 21.2 months from case filing

Case Number	Pendency (months)	Decision Date
8:12cv01910	13.5	12/19/2013
8:12cv01908	18.3	5/13/2014
8:11cv00473	39.5	7/8/2014
8:12cv01661	26.7	12/23/2014
8:15cv00599	17.6	4/14/2016
8:17cv02032	18.9	6/18/2019
8:18cv01378	11.3	7/17/2019
8:19cv01335	23.8	7/2/2021

Walter, John

Total Decisions: 1

Average Time to Decision: 8.6 months from case filing

Case Number	Pendency (months)	Decision Date
2:05cv05803	8.6	4/27/2006

Wilson, Stephen

Total Decisions: 8

Average Time to Decision: 12.9 months from case filing

Case Number	Pendency (months)	Decision Date
2:03cv00093	6.4	7/21/2003
2:00cv05799	27.0	8/29/2002
2:01cv01585	4.7	7/10/2001
2:02cv07739	6.9	5/2/2003
2:03cv00093	7.0	8/6/2003
2:04cv09514	23.3	10/27/2006
2:99cv08308	16.6	1/3/2001
2:10cv04747	11.4	6/7/2011

Wright, Otis

Total Decisions: 16

Average Time to Decision: 17.7 months from case filing

Case Number	Pendency (months)	Decision Date
2:07cv04895	15.7	11/19/2008
2:06cv07499	30.8	6/15/2009
2:08cv01407	19.5	10/14/2009
2:08cv05233	21.2	5/14/2010
2:09cv02147	13.6	5/13/2010
2:08cv08351	13.5	2/1/2010
2:11cv10709	7.6	8/14/2012
2:13cv00631	19.1	9/3/2014
2:13cv07228	11.4	9/12/2014
8:13cv01535	11.2	9/4/2014
8:13cv01671	9.7	8/15/2014
2:14cv00822	13.5	3/20/2015
8:13cv01537	16.9	2/27/2015
2:14cv08723	21.9	9/6/2016
5:14cv02591	23.0	11/16/2016
2:14cv05934	35.0	6/26/2017

Wu, George

Total Decisions: 25

Average Time to Decision: 14.4 months from case filing

Case Number	Pendency (months)	Decision Date
2:06cv00781	17.8	8/6/2007
5:04cv01603	40.6	5/15/2008
2:11cv10280	11.1	11/15/2012
2:15cv05017	6.8	1/26/2016
2:15cv05578	15.6	11/7/2016
2:16cv07948	13.2	12/1/2017
2:17cv07415	14.7	2/26/2018
2:17cv05169	11.2	6/19/2018
2:17cv07033	9.1	6/26/2018
5:18cv00094	10.2	11/21/2018
2:18cv01844	13.0	4/5/2019
2:18cv02693	12.1	4/5/2019
2:18cv03629	14.8	7/25/2019
2:18cv07495	10.0	6/28/2019
8:18cv02055	15.7	3/9/2020
2:20cv00359	13.3	2/19/2021
2:20cv06177	14.1	9/13/2021
2:21cv06758	16.1	12/21/2022
2:20cv07872	12.9	9/23/2021
8:22cv01073	12.9	6/22/2023
2:22cv06019	13.4	10/6/2023
2:22cv06148	13.0	9/29/2023
2:22cv02008	24.8	4/19/2024
2:23cv03478	12.0	5/8/2024
2:23cv07222	10.9	7/26/2024