



**LegalMetric District Report  
Motions to Dismiss in Patent Cases  
in Massachusetts District Court**

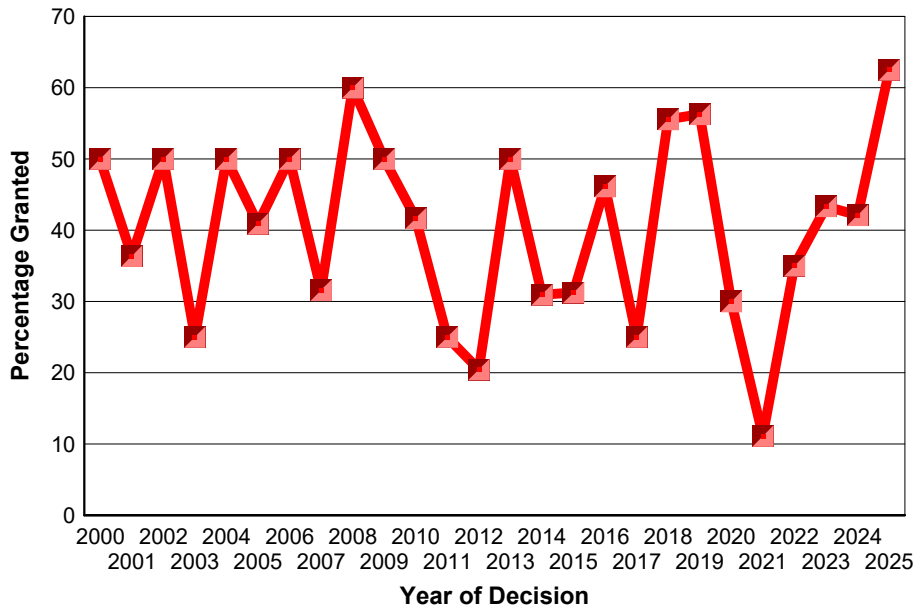
**September 2000-July 2025**

This report contains confidential and proprietary information of LegalMetric, Inc. Use of this information by anyone other than the purchaser or, if the purchaser is a law firm, the purchaser's client, or disclosure of this information to persons other than the purchaser or, if the purchaser is a law firm, the purchaser's client, without the consent of LegalMetric, Inc. is prohibited.

The information contained in this report is obtained from the official docket records of the federal courts. No attempt has been made to correct that data. For example, cases may be misclassified in the official docket records. In addition, cases are classified only by the primary cause of action. Cases having multiple causes of action are analyzed only under the primary cause of action identified on the official court docket.

LegalMetric, Inc. is not a law firm, does not provide legal advice, and is not engaged in the practice of law. No attorney-client relationship exists between LegalMetric, Inc. and any user of its products. LegalMetric provides statistical and analytical information to anyone who desires to purchase that information. Any purchaser of LegalMetric products who wants legal advice should hire an attorney.

## Yearly Win Rates on Contested Motions



### Overview:

This report covers contested dismissal motion decisions and specifically covers 330 decisions in motions found in the dockets of the court. Of these 330 decisions, 101 were granted, 174 were denied, and 55 were granted in part and denied in part. Decisions of retired judges are not included.

### Contested Win Rates:

For the period covered by this report, the win rate for movants on contested motions is 38.9%. Variation from year to year is shown in the chart above and in the table below.

		Total	
		Win Rate (%)	Number of Decisions
Total		38.9	330
Bowler	Total	100.0	1
	2015	100.0	1
Burroughs	Total	32.1	14
	2016	0.0	1
	2017	50.0	1
	2018	50.0	4
	2019	0.0	1
	2022	25.0	2
	2023	0.0	1
	2024	0.0	2
	2025	75.0	2
Casper	Total	5.6	9
	2014	10.0	5

		Total	
		Win Rate (%)	Number of Decisions
Casper	2015	0.0	1
	2017	0.0	1
	2020	0.0	1
	2022	0.0	1
Collings	Total	100.0	1
	2001	100.0	1
Dein	Total	0.0	4
	2004	0.0	1
	2021	0.0	1
	2022	0.0	1
	2024	0.0	1
Gorton	Total	44.4	27
	2003	50.0	2
	2005	50.0	1
	2008	25.0	2
	2011	100.0	1
	2012	0.0	1
	2013	33.3	3
	2014	50.0	2
	2016	50.0	4
	2017	0.0	1
	2019	83.3	3
	2020	100.0	1
	2021	0.0	2
	2022	0.0	1
	2023	50.0	3
Guzman	Total	0.0	2
	2024	0.0	2
Hillman	Total	41.7	6
	2014	50.0	2
	2015	100.0	1
	2016	0.0	1

		Total	
		Win Rate (%)	Number of Decisions
Hillman	2024	25.0	2
Joun	Total	62.5	4
	2024	62.5	4
Kelley	Total	100.0	1
	2017	100.0	1
Kobick	Total	0.0	1
	2025	0.0	1
Mastroianni	Total	100.0	1
	2019	100.0	1
O`Toole	Total	64.7	17
	2000	100.0	1
	2002	50.0	1
	2004	100.0	1
	2005	0.0	1
	2007	50.0	2
	2008	100.0	1
	2009	100.0	1
	2013	100.0	2
	2015	100.0	2
	2016	0.0	1
	2017	0.0	1
	2023	50.0	1
	2024	50.0	2
Ponsor	Total	27.3	11
	2003	0.0	1
	2006	100.0	1
	2007	33.3	3
	2009	50.0	2
	2011	0.0	2
	2012	0.0	1
	2013	0.0	1
Saris	Total	37.0	27

		Total	
		Win Rate (%)	Number of Decisions
Saris	2000	0.0	1
	2003	0.0	1
	2004	50.0	2
	2005	50.0	1
	2007	0.0	2
	2010	33.3	3
	2011	0.0	1
	2012	0.0	3
	2016	100.0	1
	2019	0.0	1
	2020	50.0	1
	2022	25.0	2
	2023	62.5	4
	2024	75.0	2
	2025	75.0	2
Saylor	Total	29.6	27
	2004	0.0	1
	2005	0.0	1
	2008	50.0	3
	2011	0.0	1
	2012	25.0	4
	2013	0.0	3
	2014	50.0	1
	2015	0.0	3
	2017	50.0	1
	2018	100.0	3
	2020	0.0	2
	2021	50.0	1
	2023	0.0	1
	2024	100.0	1
	2025	0.0	1

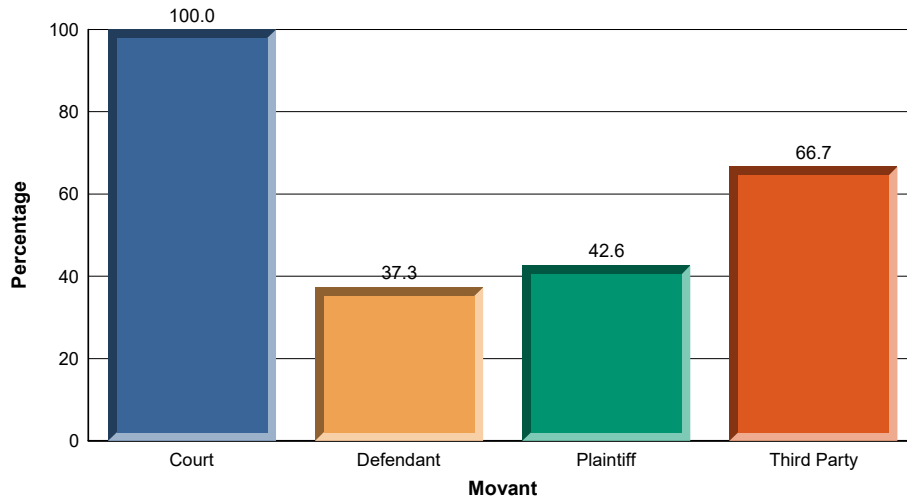
		Total	
		Win Rate (%)	Number of Decisions
Sorokin	Total	30.0	10
	2014	0.0	2
	2015	0.0	2
	2018	50.0	2
	2019	100.0	1
	2021	0.0	1
	2022	100.0	1
	2023	0.0	1
Stearns	Total	41.1	28
	2001	100.0	2
	2002	0.0	1
	2006	50.0	2
	2011	33.3	3
	2012	16.7	3
	2013	66.7	3
	2014	33.3	3
	2017	25.0	2
	2018	50.0	1
	2019	0.0	1
	2020	50.0	1
	2021	0.0	2
	2023	0.0	1
	2024	50.0	1
	2025	100.0	2
Talwani	Total	53.1	16
	2015	50.0	2
	2016	50.0	4
	2017	50.0	2
	2018	100.0	1
	2020	50.0	1
	2021	0.0	1

		Total	
		Win Rate (%)	Number of Decisions
Talwani	2022	100.0	1
	2023	50.0	2
	2024	50.0	2
Tauro	Total	50.0	5
	2000	100.0	2
	2001	0.0	2
	2010	50.0	1
Wolf	Total	30.8	13
	2003	0.0	2
	2004	75.0	2
	2005	16.7	3
	2006	0.0	1
	2014	100.0	2
	2015	0.0	1
	2017	0.0	1
	2018	0.0	1
Woodlock	Total	38.3	30
	2000	0.0	2
	2001	0.0	3
	2002	83.3	3
	2003	33.3	3
	2005	0.0	1
	2006	100.0	1
	2007	33.3	3
	2009	50.0	2
	2010	0.0	1
	2011	33.3	6
	2012	50.0	4
	2013	100.0	1
Young	Total	35.0	40
	2001	100.0	1
	2002	0.0	1

		Total	
		Win Rate (%)	Number of Decisions
Young	2003	100.0	1
	2004	62.5	4
	2005	100.0	2
	2007	0.0	2
	2009	25.0	2
	2012	25.0	4
	2013	50.0	2
	2014	0.0	3
	2015	0.0	3
	2016	100.0	1
	2017	0.0	3
	2018	30.0	5
	2020	16.7	3
	2021	50.0	1
	2022	50.0	1
	2023	100.0	1
Zobel	Total	44.3	35
	2001	0.0	2
	2003	0.0	2
	2004	0.0	1
	2005	100.0	1
	2006	25.0	2
	2007	42.9	7
	2008	66.7	9
	2009	50.0	3
	2010	100.0	1
	2011	0.0	2
	2012	0.0	2
	2013	100.0	1
	2014	50.0	1
	2018	100.0	1



## Win Rates by Movant



## Contested Win Rates

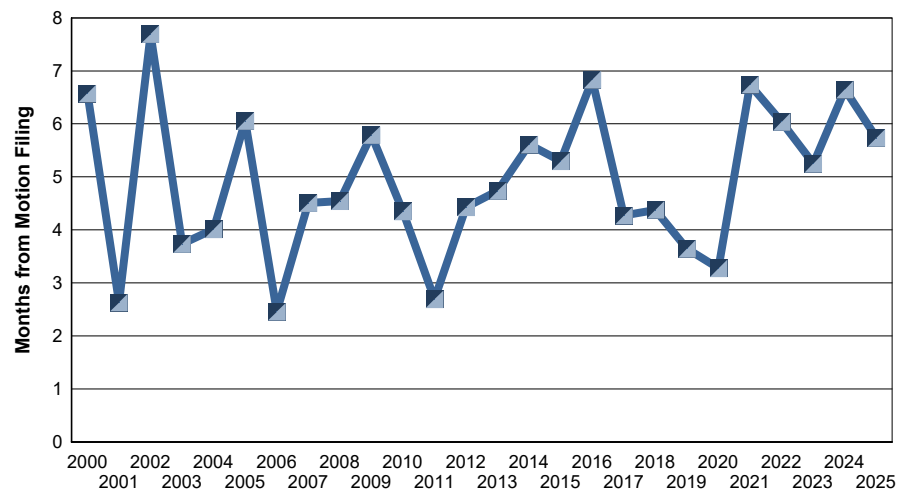
**by Movant:** The win rates for these motions, by movant, are shown in the chart to the left and in the table below.

	Total	
	Win Rate	# of Decisions
<b>All Movants</b>	38.9	330
<b>Court</b>	100.0	2
<b>Defendant</b>	37.3	264
<b>Plaintiff</b>	42.6	61
<b>Third Party</b>	66.7	3

## Time to Decision:

The average time from motion filing to decision was 4.9 months. For motions that were granted, at least in part, the average time to decision was 5.2 months. For motions that were denied, the average time to decision was 4.6 months. The variation from year to year in time to decision is shown below.

**Average Time to Decision, by Year**



		Total	
		Months to Decision	Number of Decisions
Total		4.9	330
Bowler	Total	10.8	1
	2015	10.8	1
Burroughs	Total	6.6	14
	2016	6.7	1
	2017	6.9	1
	2018	8.3	4
	2019	3.3	1
	2022	7.6	2
	2023	1.3	1
	2024	6.5	2
	2025	6.5	2
Casper	Total	7.7	9
	2014	9.2	5
	2015	6.8	1
	2017	8.4	1
	2020	5.3	1
	2022	2.6	1

		Total	
		Months to Decision	Number of Decisions
Collings	Total	10.5	1
	2001	10.5	1
Dein	Total	3.9	4
	2004	1.6	1
	2021	1.6	1
	2022	10.8	1
	2024	1.4	1
Gorton	Total	6.0	27
	2003	5.4	2
	2005	6.1	1
	2008	4.4	2
	2011	10.6	1
	2012	2.5	1
	2013	7.2	3
	2014	5.9	2
	2016	9.0	4
	2017	0.8	1
	2019	5.0	3
	2020	4.0	1
	2021	5.6	2
	2022	8.1	1
	2023	4.6	3
Guzman	Total	14.1	2
	2024	14.1	2
Hillman	Total	4.7	6
	2014	6.3	2
	2015	7.5	1
	2016	5.8	1
	2024	1.0	2
Joun	Total	8.0	4
	2024	8.0	4
Kelley	Total	5.7	1
	2017	5.7	1

		Total	
		Months to Decision	Number of Decisions
<b>Kobick</b>	<b>Total</b>	7.7	1
	<b>2025</b>	7.7	1
<b>Mastroianni</b>	<b>Total</b>	4.4	1
	<b>2019</b>	4.4	1
<b>O`Toole</b>	<b>Total</b>	8.5	17
	<b>2000</b>	15.3	1
	<b>2002</b>	21.8	1
	<b>2004</b>	6.8	1
	<b>2005</b>	7.4	1
	<b>2007</b>	2.5	2
	<b>2008</b>	6.1	1
	<b>2009</b>	12.0	1
	<b>2013</b>	5.6	2
	<b>2015</b>	10.1	2
	<b>2016</b>	7.1	1
	<b>2017</b>	2.8	1
	<b>2023</b>	12.9	1
	<b>2024</b>	7.7	2
<b>Ponsor</b>	<b>Total</b>	3.3	11
	<b>2003</b>	1.0	1
	<b>2006</b>	0.9	1
	<b>2007</b>	4.1	3
	<b>2009</b>	5.8	2
	<b>2011</b>	3.3	2
	<b>2012</b>	0.6	1
	<b>2013</b>	3.1	1
<b>Saris</b>	<b>Total</b>	4.1	27
	<b>2000</b>	0.8	1
	<b>2003</b>	1.9	1
	<b>2004</b>	1.3	2
	<b>2005</b>	7.2	1
	<b>2007</b>	3.9	2
	<b>2010</b>	4.3	3

		Total	
		Months to Decision	Number of Decisions
Saris	2011	0.6	1
	2012	3.0	3
	2016	4.4	1
	2019	3.8	1
	2020	3.8	1
	2022	4.0	2
	2023	7.3	4
	2024	1.7	2
	2025	7.0	2
Saylor	Total	4.4	27
	2004	8.3	1
	2005	6.2	1
	2008	2.1	3
	2011	8.1	1
	2012	4.4	4
	2013	9.5	3
	2014	1.9	1
	2015	2.5	3
	2017	3.7	1
	2018	2.1	3
	2020	2.3	2
	2021	9.8	1
	2023	1.8	1
	2024	0.7	1
	2025	7.0	1
Sorokin	Total	2.7	10
	2014	2.4	2
	2015	1.2	2
	2018	2.0	2
	2019	2.2	1
	2021	6.8	1
	2022	5.1	1
	2023	1.5	1

		Total	
		Months to Decision	Number of Decisions
Stearns	Total	1.8	28
	2001	0.2	2
	2002	1.3	1
	2006	0.9	2
	2011	0.9	3
	2012	3.7	3
	2013	1.6	3
	2014	3.7	3
	2017	2.8	2
	2018	0.0	1
	2019	0.5	1
	2020	1.7	1
	2021	0.9	2
	2023	0.7	1
	2024	2.6	1
	2025	2.1	2
Talwani	Total	8.9	16
	2015	5.1	2
	2016	6.7	4
	2017	7.9	2
	2018	16.5	1
	2020	2.9	1
	2021	20.0	1
	2022	7.9	1
	2023	7.2	2
	2024	13.8	2
Tauro	Total	5.4	5
	2000	9.4	2
	2001	1.5	2
	2010	5.5	1
Wolf	Total	6.7	13
	2003	6.8	2
	2004	5.8	2

		Total	
		Months to Decision	Number of Decisions
Wolf	2005	10.7	3
	2006	4.1	1
	2014	6.4	2
	2015	8.0	1
	2017	3.7	1
	2018	1.8	1
Woodlock	Total	3.9	30
	2000	2.3	2
	2001	1.3	3
	2002	7.5	3
	2003	2.3	3
	2005	4.3	1
	2006	0.0	1
	2007	6.2	3
	2009	7.8	2
	2010	2.6	1
	2011	1.9	6
	2012	6.1	4
	2013	0.5	1
Young	Total	2.9	40
	2001	0.7	1
	2002	0.8	1
	2003	0.0	1
	2004	3.7	4
	2005	0.8	2
	2007	1.2	2
	2009	1.3	2
	2012	5.4	4
	2013	2.2	2
	2014	2.9	3
	2015	3.7	3
	2016	1.9	1
	2017	2.2	3

		Total	
		Months to Decision	Number of Decisions
Young	2018	2.9	5
	2020	3.5	3
	2021	9.5	1
	2022	2.7	1
	2023	3.3	1
Zobel	Total	4.8	35
	2001	5.2	2
	2003	5.3	2
	2004	2.3	1
	2005	1.6	1
	2006	5.1	2
	2007	5.7	7
	2008	5.2	9
	2009	5.4	3
	2010	5.0	1
	2011	1.5	2
	2012	5.4	2
	2013	1.9	1
	2014	7.9	1
	2018	2.5	1



Additional information may be found below.

### Massachusetts

The dockets of patent cases in Massachusetts were examined to identify decisions on contested motions to dismiss. The number of decisions found, the number granted, and the number denied are as follows:

Total Decisions: 330

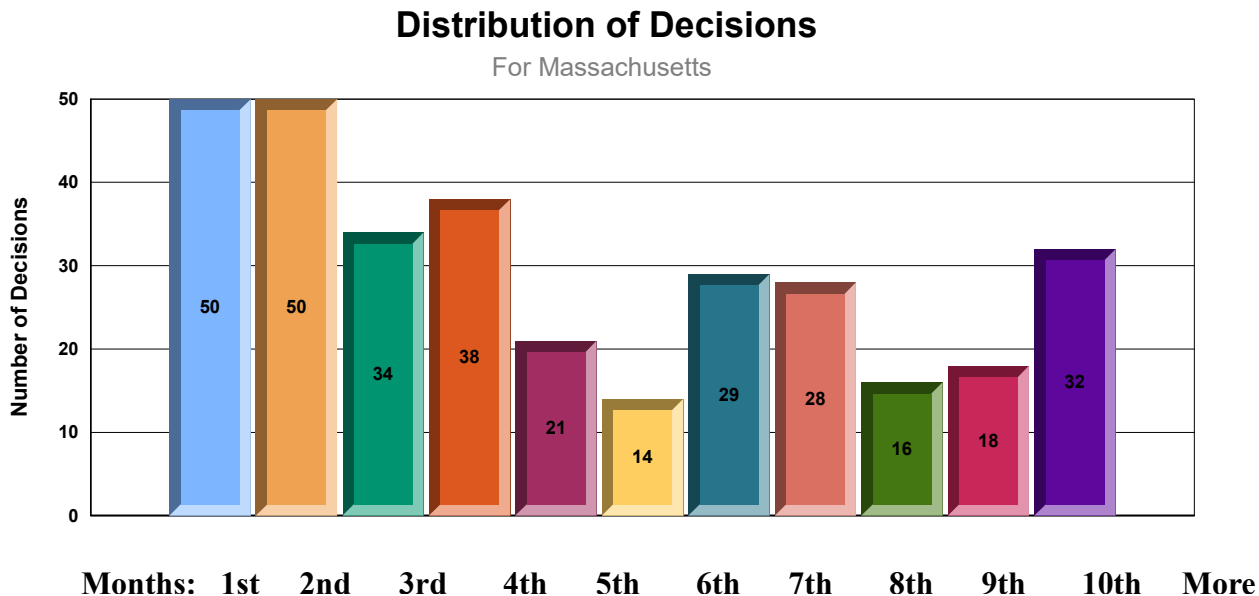
Total Granted: 101

Total Denied: 174

Total Granted in Part and Denied in Part: 55

Overall Win Rate: 38.9%

The average time from motion filing to decision was 4.9 months from motion filing. The distribution of times to decision for these motions is illustrated in the chart below.



### Bowler, Marianne

Total Decisions: 1

Total Granted: 1

Total Denied: 0

Total Granted in Part, Denied in Part: 0

Overall Win Rate: 100.0%

Average Time to Decision: 10.8 months from motion filing

Case Number	Movant	Decision	Pendency (months)	Decision Date
1:14cv13228	Defendant	Granted	10.82	9/25/2015

**Burroughs, Allison**

Total Decisions: 14

Total Granted: 3

Total Denied: 8

Total Granted in Part, Denied in Part: 3

Overall Win Rate: 32.1%

Average Time to Decision: 6.6 months from motion filing

Case Number	Movant	Decision	Pendency (months)	Decision Date
1:14cv13228	Plaintiff	Denied	6.68	8/31/2016
1:16cv10691	Defendant	Granted in part, Denied in Part	6.88	1/19/2017
1:17cv10510	Defendant	Denied	10.39	9/28/2018
1:17cv12087	Defendant	Granted	7.89	9/27/2018
1:17cv12239	Plaintiff	Denied	7.89	9/28/2018
1:18cv10242	Defendant	Granted	6.94	9/27/2018
1:19cv11528	Defendant	Denied	3.29	9/20/2019
1:21cv10954	Defendant	Denied	6.58	3/15/2022
1:21cv11051	Defendant	Granted in part, Denied in Part	8.68	6/6/2022
1:22cv10634	Defendant	Denied	1.25	1/6/2023
1:23cv12372	Defendant	Denied	9.67	7/30/2024
1:23cv12587	Defendant	Denied	3.29	7/18/2024
1:24cv11373	Defendant	Granted in part, Denied in Part	7.60	3/20/2025
1:23cv12587	Plaintiff	Granted	5.46	1/27/2025

**Casper, Denise**

Total Decisions: 9

Total Granted: 0

Total Denied: 8

Total Granted in Part, Denied in Part: 1

Overall Win Rate: 5.6%

Average Time to Decision: 7.7 months from motion filing

Case Number	Movant	Decision	Pendency (months)	Decision Date
1:13cv11539	Plaintiff	Denied without Prejudice	11.51	9/15/2014
1:13cv11581	Defendant	Denied	10.10	8/14/2014
1:13cv12418	Defendant	Granted in part, Denied in Part	9.54	9/25/2014
1:13cv12418	Defendant	Denied	9.54	9/25/2014
1:13cv12856	Defendant	Denied	5.49	12/30/2014
1:14cv13247	Defendant	Denied	6.81	3/17/2015
1:16cv11458	Defendant	Denied	8.36	8/30/2017
1:19cv11600	Defendant	Denied	5.30	4/14/2020
1:21cv11098	Defendant	Denied	2.57	2/10/2022

**Collings, Robert**

Total Decisions: 1

Total Granted: 1

Total Denied: 0

Total Granted in Part, Denied in Part: 0

Overall Win Rate: 100.0%

Average Time to Decision: 10.5 months from motion filing

Case Number	Movant	Decision	Pendency (months)	Decision Date
1:00cv11796	Defendant	Granted	10.49	11/20/2001

**Dein, Judith**

Total Decisions: 4

Total Granted: 0

Total Denied: 4

Total Granted in Part, Denied in Part: 0

Overall Win Rate: 0.0%

Average Time to Decision: 3.9 months from motion filing

Case Number	Movant	Decision	Pendency (months)	Decision Date
1:04cv11884	Defendant	Denied without Prejudice	1.61	11/30/2004
1:21cv10134	Defendant	Denied without Prejudice	1.61	5/7/2021
1:21cv10134	Plaintiff	Denied	10.82	9/29/2022
1:21cv10134	Defendant	Denied without Prejudice	1.41	1/12/2024

**Gorton, Nathaniel**

Total Decisions: 27

Total Granted: 8

Total Denied: 11

Total Granted in Part, Denied in Part: 8

Overall Win Rate: 44.4%

Average Time to Decision: 6.0 months from motion filing

Case Number	Movant	Decision	Pendency (months)	Decision Date
1:04cv12391	Defendant	Granted in part, Denied in Part	6.09	7/18/2005
4:00cv40188	Plaintiff	Granted	2.76	10/24/2003
4:02cv40136	Defendant	Denied	7.96	3/24/2003
1:07cv10917	Plaintiff	Denied	8.22	7/1/2008
1:07cv12334	Defendant	Granted in part, Denied in Part	0.56	6/23/2008
1:10cv10500	Defendant	Granted	10.59	3/18/2011
1:11cv11681	Defendant	Denied	2.53	1/19/2012
1:12cv10562	Defendant	Denied	6.94	1/8/2013
1:12cv10796	Defendant	Denied without Prejudice	7.07	7/24/2013
1:12cv11551	Plaintiff	Granted	7.66	9/11/2013
1:13cv11625	Defendant	Granted in part, Denied in Part	9.47	8/15/2014
1:14cv12405	Defendant	Granted in part, Denied in Part	2.30	11/6/2014
1:15cv10595	Defendant	Granted	6.58	1/8/2016
1:15cv11546	Defendant	Denied	10.13	7/25/2016
1:15cv13124	Defendant	Granted in part, Denied in Part	11.78	9/30/2016
1:15cv11545	Defendant	Granted in part, Denied in Part	7.66	11/23/2016
1:16cv10695	Defendant	Denied	0.79	6/29/2017
1:19cv10228	Defendant	Granted	6.74	10/16/2019
1:19cv10931	Defendant	Granted	5.13	11/20/2019

1:19cv11007	Defendant	Granted in part, Denied in Part	3.09	11/22/2019
1:19cv10228	Defendant	Granted	3.98	8/14/2020
1:20cv11032	Defendant	Denied	10.36	8/2/2021
1:19cv10228	Plaintiff	Denied	0.79	2/26/2021
1:21cv10865	Defendant	Denied	8.13	3/11/2022
1:22cv11202	Defendant	Denied	6.61	5/16/2023
1:23cv11351	Defendant	Granted in part, Denied in Part	6.91	8/16/2023
1:20cv11739	Defendant	Granted	0.30	9/15/2023

#### Guzman, Margaret

Total Decisions: 2

Total Granted: 0

Total Denied: 2

Total Granted in Part, Denied in Part: 0

Overall Win Rate: 0.0%

Average Time to Decision: 14.1 months from motion filing

Case Number	Movant	Decision	Pendency (months)	Decision Date
4:23cv40027	Defendant	Denied	16.09	9/30/2024
1:23cv11121	Defendant	Denied	12.11	9/30/2024

#### Hillman, Timothy

Total Decisions: 6

Total Granted: 2

Total Denied: 3

Total Granted in Part, Denied in Part: 1

Overall Win Rate: 41.7%

Average Time to Decision: 4.7 months from motion filing

Case Number	Movant	Decision	Pendency (months)	Decision Date
4:11cv11470	Plaintiff	Granted	3.36	1/24/2014
4:13cv11863	Defendant	Denied	9.34	7/7/2014
4:14cv40064	Defendant	Granted	7.53	4/22/2015
4:15cv13345	Defendant	Denied	5.76	8/19/2016
4:18cv11631	Plaintiff	Denied	1.91	9/19/2024
4:18cv11631	Plaintiff	Granted in part, Denied in Part	0.16	11/4/2024

**Joun, Myong**

Total Decisions: 4

Total Granted: 2

Total Denied: 1

Total Granted in Part, Denied in Part: 1

Overall Win Rate: 62.5%

Average Time to Decision: 8.0 months from motion filing

Case Number	Movant	Decision	Pendency (months)	Decision Date
1:23cv12200	Plaintiff	Denied	6.91	7/8/2024
1:23cv13006	Defendant	Granted	9.44	3/27/2024
1:23cv12055	Defendant	Granted	8.29	9/20/2024
1:23cv13035	Defendant	Granted in part, Denied in Part	7.37	9/30/2024

**Kelley, M.**

Total Decisions: 1

Total Granted: 1

Total Denied: 0

Total Granted in Part, Denied in Part: 0

Overall Win Rate: 100.0%

Average Time to Decision: 5.7 months from motion filing

Case Number	Movant	Decision	Pendency (months)	Decision Date
1:16cv12153	Defendant	Granted	5.66	8/1/2017

**Kobick, Julia**

Total Decisions: 1

Total Granted: 0

Total Denied: 1

Total Granted in Part, Denied in Part: 0

Overall Win Rate: 0.0%

Average Time to Decision: 7.7 months from motion filing

Case Number	Movant	Decision	Pendency (months)	Decision Date
1:24cv11155	Defendant	Denied	7.70	3/31/2025

**Mastroianni, Mark**

Total Decisions: 1

Total Granted: 1

Total Denied: 0

Total Granted in Part, Denied in Part: 0

Overall Win Rate: 100.0%

Average Time to Decision: 4.4 months from motion filing

Case Number	Movant	Decision	Pendency (months)	Decision Date
3:19cv30013	Defendant	Granted	4.38	8/9/2019

**O'Toole, George**

Total Decisions: 17

Total Granted: 10

Total Denied: 5

Total Granted in Part, Denied in Part: 2

Overall Win Rate: 64.7%

Average Time to Decision: 8.5 months from motion filing

Case Number	Movant	Decision	Pendency (months)	Decision Date
1:00cv10167	Defendant	Granted in part, Denied in Part	21.78	2/15/2002
1:03cv10391	Defendant	Granted	6.78	9/30/2004
1:04cv10887	Defendant	Denied	7.40	1/12/2005
1:99cv10753	Defendant	Granted	15.26	9/29/2000
1:07cv10547	Defendant	Denied	4.28	12/11/2007
1:07cv11325	Defendant	Granted	6.09	2/11/2008
1:06cv11199	Defendant	Granted	0.66	12/17/2007
1:07cv10547	Plaintiff	Granted	12.01	1/27/2009
1:10cv11546	Defendant	Granted	3.42	8/14/2013
1:13cv10655	Defendant	Granted	7.70	12/30/2013
1:13cv10655	Defendant	Granted	11.12	2/4/2015
1:14cv14680	Defendant	Granted	9.08	12/10/2015
1:15cv12297	Defendant	Denied	7.11	3/23/2016
1:16cv12480	Defendant	Denied	2.83	7/6/2017
1:22cv10821	Defendant	Granted in part, Denied in Part	12.86	8/31/2023
1:22cv12232	Defendant	Denied	10.13	3/29/2024
1:23cv11398	Defendant	Granted	5.20	2/6/2024



**Ponsor, Michael**

Total Decisions: 11

Total Granted: 3

Total Denied: 8

Total Granted in Part, Denied in Part: 0

Overall Win Rate: 27.3%

Average Time to Decision: 3.3 months from motion filing

Case Number	Movant	Decision	Pendency (months)	Decision Date
3:02cv30001	Defendant	Denied without Prejudice	0.99	1/16/2003
3:05cv30235	Defendant	Granted	0.92	3/15/2006
3:06cv12021	Defendant	Granted	5.03	4/24/2007
3:06cv30027	Plaintiff	Denied	3.68	10/10/2007
3:06cv30027	Defendant	Denied	3.52	10/12/2007
3:08cv30061	Defendant	Granted	8.95	3/26/2009
3:09cv30027	Defendant	Denied	2.66	6/26/2009
3:11cv30023	Defendant	Denied	3.29	6/29/2011
3:11cv30023	Defendant	Denied	3.29	6/29/2011
3:12cv11464	Plaintiff	Denied	3.09	3/7/2013
3:12cv11464	Defendant	Denied	0.56	10/15/2012

**Saris, Patti**

Total Decisions: 27

Total Granted: 5

Total Denied: 12

Total Granted in Part, Denied in Part: 10

Overall Win Rate: 37.0%

Average Time to Decision: 4.1 months from motion filing

Case Number	Movant	Decision	Pendency (months)	Decision Date
1:00cv11271	Defendant	Denied	0.76	9/15/2000
1:02cv12077	Defendant	Denied	1.94	3/13/2003
1:04cv10353	Defendant	Granted	0.99	4/14/2004
1:04cv10353	Defendant	Granted in part, Denied in Part	7.24	1/20/2005
1:04cv10840	Defendant	Denied	1.64	8/5/2004
1:01cv10238	Defendant	Denied	6.28	1/3/2007
1:07cv11576	Defendant	Denied	1.61	11/13/2007
1:09cv10040	Defendant	Denied	6.32	11/22/2010
1:09cv11116	Defendant	Granted in part, Denied in Part	3.36	6/11/2010
1:09cv11116	Defendant	Granted in part, Denied in Part	3.36	6/11/2010
1:10cv10761	Plaintiff	Denied without Prejudice	0.59	2/22/2011
1:11cv10484	Defendant	Denied	4.01	6/11/2012
1:11cv10484	Defendant	Denied	4.01	6/11/2012
1:12cv10412	Defendant	Denied	0.99	4/20/2012
1:15cv13814	Defendant	Granted	4.38	6/17/2016
1:19cv11438	Defendant	Denied	3.82	12/16/2019
1:19cv11438	Plaintiff	Granted in part, Denied in Part	3.85	5/6/2020
1:21cv12063	Defendant	Granted in part, Denied in Part	10.59	1/24/2023
1:22cv10047	Defendant	Granted in part, Denied in Part	5.63	8/25/2022
1:22cv10049	Defendant	Denied	2.30	4/21/2022

1:20cv12310	Defendant	Granted	7.27	3/28/2023
1:22cv11539	Defendant	Granted in part, Denied in Part	7.07	6/7/2023
1:20cv12310	Defendant	Granted in part, Denied in Part	4.31	10/11/2023
1:23cv10890	Defendant	Granted	0.56	4/5/2024
1:24cv10437	Defendant	Granted	6.94	1/14/2025
1:24cv10746	Defendant	Granted in part, Denied in Part	2.80	8/13/2024
1:24cv11759	Defendant	Granted in part, Denied in Part	7.07	3/25/2025

**Saylor, F.**

Total Decisions: 27

Total Granted: 6

Total Denied: 17

Total Granted in Part, Denied in Part: 4

Overall Win Rate: 29.6%

Average Time to Decision: 4.4 months from motion filing

Case Number	Movant	Decision	Pendency (months)	Decision Date
4:04cv40024	Defendant	Denied	8.26	11/10/2004
4:04cv40173	Defendant	Denied	6.22	4/13/2005
4:07cv40256	Plaintiff	Granted in part, Denied in Part	1.22	1/16/2008
4:07cv40302	Defendant	Denied	4.18	6/5/2008
4:07cv40256	Defendant	Granted	0.92	5/23/2008
4:10cv40124	Defendant	Denied	8.09	5/5/2011
4:11cv40145	Plaintiff	Denied without Prejudice	1.88	2/17/2012
1:12cv10348	Defendant	Granted	4.51	9/4/2012
4:12cv10389	Defendant	Denied	7.17	12/4/2012
1:12cv11096	Defendant	Denied without Prejudice	3.85	12/12/2012
4:10cv40124	Defendant	Denied	13.65	8/14/2013
1:12cv10943	Defendant	Denied	11.12	9/25/2013
1:12cv11935	Defendant	Denied	3.59	5/28/2013
1:11cv12278	Plaintiff	Granted in part, Denied in Part	1.94	6/12/2014
1:12cv10943	Defendant	Denied	1.84	8/12/2015
1:15cv11988	Defendant	Denied	4.64	11/17/2015
1:12cv10943	Defendant	Denied	1.15	8/12/2015
1:16cv12562	Plaintiff	Granted in part, Denied in Part	3.65	7/12/2017
1:17cv11923	Defendant	Granted	1.97	1/16/2018
1:15cv13488	Defendant	Granted	2.37	7/26/2018
1:17cv12311	Third Party	Granted	2.01	9/4/2018
1:19cv12551	Defendant	Denied	2.27	6/25/2020
1:20cv10742	Defendant	Denied	2.34	10/15/2020

1:20cv11184	Defendant	Granted in part, Denied in Part	9.80	7/23/2021
1:19cv11586	Plaintiff	Denied without Prejudice	1.78	11/13/2023
1:19cv11586	Plaintiff	Granted	0.72	1/12/2024
1:24cv11481	Defendant	Denied	7.01	4/28/2025

#### Sorokin, Leo

Total Decisions: 10

Total Granted: 3

Total Denied: 7

Total Granted in Part, Denied in Part: 0

Overall Win Rate: 30.0%

Average Time to Decision: 2.7 months from motion filing

Case Number	Movant	Decision	Pendency (months)	Decision Date
1:14cv12428	Defendant	Denied	4.28	12/8/2014
1:14cv12962	Defendant	Denied without Prejudice	0.56	10/30/2014
1:15cv10240	Defendant	Denied without Prejudice	1.48	7/10/2015
1:15cv10240	Plaintiff	Denied without Prejudice	0.89	9/17/2015
1:18cv10227	Defendant	Granted	1.15	9/17/2018
1:18cv10876	Defendant	Denied	2.93	10/10/2018
1:19cv11101	Defendant	Granted	2.24	11/27/2019
1:20cv11883	Defendant	Denied	6.81	8/20/2021
1:21cv10778	Defendant	Granted	5.10	1/21/2022
1:23cv11599	Defendant	Denied	1.48	12/7/2023

**Stearns, Richard**

Total Decisions: 28

Total Granted: 8

Total Denied: 13

Total Granted in Part, Denied in Part: 7

Overall Win Rate: 41.1%

Average Time to Decision: 1.8 months from motion filing

Case Number	Movant	Decision	Pendency (months)	Decision Date
1:06cv10178	Plaintiff	Denied	0.69	6/30/2006
1:00cv11099	Plaintiff	Granted	0.43	2/7/2001
1:02cv11301	Plaintiff	Denied	1.25	10/7/2002
1:95cv10496	Plaintiff	Granted	0.03	12/18/2001
1:06cv10178	Defendant	Granted	1.18	6/9/2006
1:10cv11247	Plaintiff	Granted	0.56	5/5/2011
1:00cv11145	Defendant	Denied	1.45	10/21/2011
1:11cv10128	Defendant	Denied	4.67	1/13/2012
1:11cv10128	Defendant	Denied	4.67	1/13/2012
1:11cv10824	Defendant	Denied	0.69	11/18/2011
1:11cv12220	Defendant	Granted in part, Denied in Part	1.84	7/5/2012
1:10cv11597	Defendant	Denied	4.74	10/8/2013
1:11cv10128	Defendant	Granted	0.00	3/14/2013
1:13cv11591	Defendant	Granted in part, Denied in Part	3.72	1/31/2014
1:13cv11570	Defendant	Granted in part, Denied in Part	3.49	1/31/2014
1:14cv13761	Defendant	Denied without Prejudice	3.98	10/8/2014
1:16cv11613	Defendant	Granted in part, Denied in Part	4.57	2/14/2017
1:17cv10054	Defendant	Denied	0.99	5/10/2017
1:11cv10128	Defendant	Granted	0.00	3/14/2013
1:18cv10718	Plaintiff	Granted in part, Denied in Part	0.03	7/3/2018
1:18cv12639	Defendant	Denied	0.49	6/4/2019

1:19cv11272	Defendant	Granted in part, Denied in Part	1.74	12/29/2020
1:21cv10704	Defendant	Denied	0.46	8/16/2021
1:18cv10568	Defendant	Denied	1.25	11/26/2021
1:23cv10352	Defendant	Denied	0.69	6/28/2023
1:24cv11697	Defendant	Granted in part, Denied in Part	2.63	11/25/2024
1:20cv12193	Defendant	Granted	0.03	3/28/2025
1:24cv13217	Defendant	Granted	4.08	7/22/2025

#### Talwani, Indira

Total Decisions: 16

Total Granted: 8

Total Denied: 7

Total Granted in Part, Denied in Part: 1

Overall Win Rate: 53.1%

Average Time to Decision: 8.9 months from motion filing

Case Number	Movant	Decision	Pendency (months)	Decision Date
1:14cv13530	Defendant	Granted	6.94	8/11/2015
1:15cv11803	Defendant	Denied	3.36	11/20/2015
1:15cv12274	Defendant	Granted	7.07	6/13/2016
1:15cv40075	Defendant	Denied	11.35	8/25/2016
1:14cv13530	Defendant	Denied	1.88	2/11/2016
1:14cv13530	Defendant	Granted	6.55	11/3/2016
1:15cv11803	Defendant	Denied	6.25	3/1/2017
1:15cv40075	Defendant	Granted	9.47	8/4/2017
1:17cv10445	Defendant	Granted	16.51	10/16/2018
1:19cv11586	Defendant	Denied	20.03	8/10/2021
1:20cv10433	Defendant	Granted in part, Denied in Part	2.89	9/1/2020
1:21cv11477	Defendant	Granted	7.86	9/20/2022
1:17cv12375	Plaintiff	Denied	5.95	4/18/2023
1:20cv10433	Defendant	Denied	21.18	9/12/2024
1:23cv10359	Defendant	Granted	8.39	12/8/2023
1:20cv10329	Defendant	Granted	6.45	11/22/2024

**Tauro, Joseph**

Total Decisions: 5

Total Granted: 2

Total Denied: 2

Total Granted in Part, Denied in Part: 1

Overall Win Rate: 50.0%

Average Time to Decision: 5.4 months from motion filing

Case Number	Movant	Decision	Pendency (months)	Decision Date
1:00cv12502	Defendant	Denied	1.55	2/21/2001
1:99cv12005	Defendant	Granted	8.95	9/18/2000
1:99cv12434	Plaintiff	Granted	9.80	12/29/2000
1:01cv10910	Defendant	Denied	1.41	8/30/2001
1:09cv10962	Defendant	Granted in part, Denied in Part	5.49	3/18/2010



**Wolf, Mark**

Total Decisions: 13

Total Granted: 3

Total Denied: 8

Total Granted in Part, Denied in Part: 2

Overall Win Rate: 30.8%

Average Time to Decision: 6.7 months from motion filing

Case Number	Movant	Decision	Pendency (months)	Decision Date
1:02cv11832	Defendant	Denied	7.14	8/15/2003
1:02cv11832	Plaintiff	Denied	6.48	8/15/2003
1:03cv10415	Plaintiff	Granted in part, Denied in Part	9.51	3/19/2004
1:04cv11483	Defendant	Denied	8.65	4/29/2005
1:04cv11810	Defendant	Denied without Prejudice	12.53	10/20/2005
1:04cv11810	Defendant	Granted in part, Denied in Part	10.86	8/30/2005
1:04md01592	Defendant	Granted	2.11	11/5/2004
1:04cv11810	Plaintiff	Denied	4.11	6/28/2006
1:12cv12012	Plaintiff	Granted	7.07	2/1/2014
1:13cv11794	Defendant	Granted	5.66	3/4/2014
1:14cv11883	Defendant	Denied	8.03	3/11/2015
1:17cv11008	Defendant	Denied	3.68	10/31/2017
1:17cv11008	Defendant	Denied	1.78	2/20/2018

**Woodlock, Douglas**

Total Decisions: 30

Total Granted: 11

Total Denied: 18

Total Granted in Part, Denied in Part: 1

Overall Win Rate: 38.3%

Average Time to Decision: 3.9 months from motion filing

Case Number	Movant	Decision	Pendency (months)	Decision Date
1:00cv11046	Plaintiff	Granted in part, Denied in Part	3.78	5/20/2002
1:00cv11503	Defendant	Denied	2.34	10/31/2000
1:00cv11503	Defendant	Granted	8.42	3/26/2002
1:00cv11504	Defendant	Denied	2.34	10/31/2000
1:01cv10029	Defendant	Denied without Prejudice	2.11	4/25/2001
1:01cv10029	Plaintiff	Denied	0.89	6/3/2001
1:01cv10442	Defendant	Denied	0.89	6/3/2001
1:01cv10610	Defendant	Granted	10.16	3/26/2002
1:02cv11599	Defendant	Granted	3.22	1/23/2003
1:03cv11142	Defendant	Denied	3.22	10/30/2003
1:03cv11539	Defendant	Denied	0.56	10/17/2003
1:05cv10990	Defendant	Denied	4.34	10/20/2005
1:06cv11797	Defendant	Denied	7.89	8/23/2007
1:06cv11897	Defendant	Denied	9.34	9/25/2007
1:06cv10043	Defendant	Granted	1.35	9/12/2007
1:06cv11564	Plaintiff	Granted	11.55	7/10/2009
1:09cv10034	Defendant	Denied	4.14	6/29/2009
1:09cv12072	Defendant	Denied	2.57	4/15/2010
1:05cv10671	Court	Granted	0.00	8/15/2006
1:10cv11917	Defendant	Denied	3.19	3/8/2011
1:10cv11917	Defendant	Denied	2.66	3/8/2011
1:10cv10100	Plaintiff	Granted	17.89	10/10/2012
1:11cv10221	Plaintiff	Denied without Prejudice	1.94	11/21/2011
1:11cv10636	Plaintiff	Denied	0.49	11/3/2011
3:11cv30023	Plaintiff	Granted	1.88	10/6/2011

1:11cv10636	Defendant	Granted	1.28	12/30/2011
3:11cv30023	Plaintiff	Granted	2.14	1/19/2012
1:12cv10487	Defendant	Denied	2.40	7/26/2012
1:11cv10636	Plaintiff	Denied	2.07	7/17/2012
1:06cv11898	Plaintiff	Granted	0.46	11/4/2013

**Young, William**

Total Decisions: 40

Total Granted: 9

Total Denied: 21

Total Granted in Part, Denied in Part: 10

Overall Win Rate: 35.0%

Average Time to Decision: 2.9 months from motion filing

Case Number	Movant	Decision	Pendency (months)	Decision Date
1:00cv10276	Defendant	Granted	0.69	12/4/2001
1:01cv10442	Defendant	Denied	4.67	7/29/2004
1:02cv10726	Defendant	Denied	0.76	7/11/2002
1:03cv10077	Court	Granted	0.00	10/29/2003
1:03cv10077	Defendant	Granted	1.74	6/4/2004
1:03cv11047	Defendant	Granted	6.38	2/9/2004
1:03cv12428	Defendant	Granted in part, Denied in Part	2.17	6/3/2004
1:04cv12499	Defendant	Granted	1.18	3/23/2005
1:04cv12499	Defendant	Granted	0.49	3/23/2005
1:06cv11889	Plaintiff	Denied	1.64	10/30/2007
1:07cv12003	Defendant	Denied	0.72	11/27/2007
1:09cv10293	Defendant	Denied	1.81	9/22/2009
1:09cv10293	Defendant	Granted in part, Denied in Part	0.69	11/16/2009
1:11cv11531	Defendant	Granted in part, Denied in Part	9.38	7/25/2012
1:07cv11576	Defendant	Denied	1.97	2/14/2012
1:11cv11531	Defendant	Granted in part, Denied in Part	8.78	7/25/2012
1:11cv11432	Defendant	Denied	1.35	3/14/2012
1:13cv10277	Plaintiff	Granted	3.62	9/17/2013
1:13cv11634	Defendant	Denied	2.73	1/9/2014
1:13cv11634	Defendant	Denied	0.82	11/26/2013
1:14cv12438	Defendant	Denied	2.60	9/19/2014
1:14cv12438	Defendant	Denied	3.29	10/10/2014
1:15cv11524	Defendant	Denied	3.68	12/23/2015

1:15cv11524	Defendant	Denied	3.68	12/23/2015
1:15cv11524	Defendant	Denied	3.68	12/23/2015
1:16cv11249	Defendant	Granted	1.94	10/13/2016
1:16cv12020	Defendant	Denied	1.84	1/24/2017
1:16cv11249	Defendant	Denied	2.93	8/30/2017
1:16cv12087	Defendant	Denied	1.91	5/18/2017
1:17cv12499	Defendant	Denied	9.93	3/7/2018
1:18cv10524	Defendant	Denied	1.35	5/31/2018
1:18cv10524	Third Party	Granted in part, Denied in Part	0.99	6/13/2018
1:18cv10524	Third Party	Granted in part, Denied in Part	0.99	6/13/2018
1:18cv10524	Plaintiff	Granted in part, Denied in Part	1.22	6/13/2018
1:19cv11587	Plaintiff	Denied	0.72	1/8/2020
1:19cv12533	Plaintiff	Granted in part, Denied in Part	6.38	8/31/2020
1:19cv12533	Defendant	Denied	3.29	4/30/2020
1:20cv11613	Defendant	Granted in part, Denied in Part	9.54	6/28/2021
1:22cv10815	Defendant	Granted in part, Denied in Part	2.73	10/13/2022
1:22cv11390	Defendant	Granted	3.29	3/9/2023

**Zobel, Rya**

Total Decisions: 35

Total Granted: 14

Total Denied: 18

Total Granted in Part, Denied in Part: 3

Overall Win Rate: 44.3%

Average Time to Decision: 4.8 months from motion filing

Case Number	Movant	Decision	Pendency (months)	Decision Date
1:00cv11105	Plaintiff	Denied	4.70	6/4/2001
1:00cv11851	Defendant	Denied	5.76	3/28/2001
1:02cv11280	Defendant	Denied	8.75	5/12/2003
1:03cv11755	Defendant	Denied without Prejudice	1.81	12/11/2003
1:04cv10339	Defendant	Denied	2.30	5/19/2004
1:04cv10339	Defendant	Denied	6.64	6/20/2006
1:04cv11960	Plaintiff	Granted in part, Denied in Part	3.65	3/22/2006
1:05cv10367	Defendant	Granted	1.61	6/17/2005
1:06cv11644	Defendant	Denied	7.53	8/28/2007
1:06cv11644	Defendant	Denied	7.53	8/28/2007
1:06cv11644	Defendant	Denied	7.34	8/28/2007
1:04cv11783	Defendant	Granted	8.09	10/17/2007
1:06cv11644	Defendant	Granted	6.61	8/28/2007
1:05cv10367	Plaintiff	Granted	1.35	7/25/2007
1:07cv11012	Defendant	Denied	1.15	8/24/2007
1:06cv11109	Plaintiff	Granted	0.92	2/5/2008
1:06cv11109	Plaintiff	Denied	0.99	2/8/2008
1:06cv11644	Defendant	Denied	10.16	7/10/2008
1:06cv11644	Defendant	Denied	10.16	7/10/2008
1:06cv11644	Defendant	Granted	9.54	7/10/2008
1:06cv11644	Defendant	Granted	9.54	7/10/2008
1:08cv10289	Defendant	Granted	9.31	2/9/2009
1:06cv11644	Defendant	Granted	2.60	10/10/2008
1:06cv11644	Defendant	Granted	2.60	10/10/2008
1:06cv11644	Defendant	Granted	0.46	10/31/2008

1:08cv11650	Defendant	Granted in part, Denied in Part	3.42	2/9/2009
1:08cv11738	Plaintiff	Denied	3.36	12/1/2009
1:09cv11451	Defendant	Granted	5.00	6/21/2010
1:10cv12186	Defendant	Denied	1.55	3/8/2011
1:11cv12064	Plaintiff	Denied	3.95	6/5/2012
1:12cv10087	Defendant	Denied	6.78	9/24/2012
1:10cv12186	Defendant	Denied	1.55	3/8/2011
1:10cv11571	Defendant	Granted	1.88	6/20/2013
1:13cv10952	Plaintiff	Granted in part, Denied in Part	7.86	3/12/2014
1:14cv14706	Plaintiff	Granted	2.47	4/18/2018