



**LegalMetric Individual Judge Report**  
**Judge John Arnold Kronstadt**  
**Patent Cases**  
**April 2011 to December 2016**

This report contains confidential and proprietary information of LegalMetric, Inc. Use of this information by anyone other than the purchaser or, if the purchaser is a law firm, the purchaser's client, or disclosure of this information to persons other than the purchaser or, if the purchaser is a law firm, the purchaser's client, without the consent of LegalMetric, Inc. is prohibited.

The information contained in this report is obtained from the official docket records of the federal courts. No attempt has been made to correct that data. For example, cases may be misclassified in the official docket records. In addition, cases are classified only by the primary cause of action. Cases having multiple causes of action are analyzed only under the primary cause of action identified on the official court docket.

LegalMetric, Inc. is not a law firm, does not provide legal advice, and is not engaged in the practice of law. No attorney-client relationship exists between LegalMetric, Inc. and any user of its products. LegalMetric provides statistical and analytical information to anyone who desires to purchase that information. Any purchaser of LegalMetric products who wants legal advice should hire an attorney.

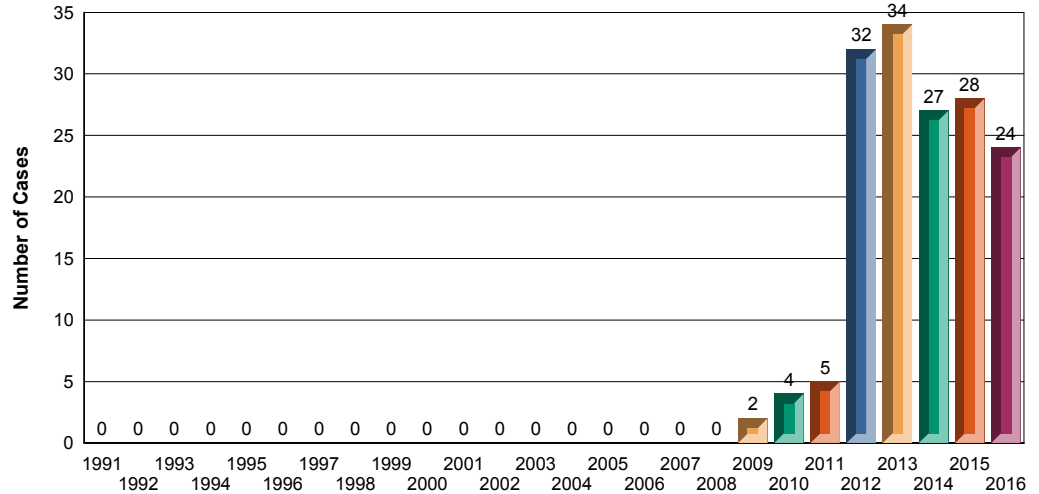
## Overview:

### Total Cases and Judgments

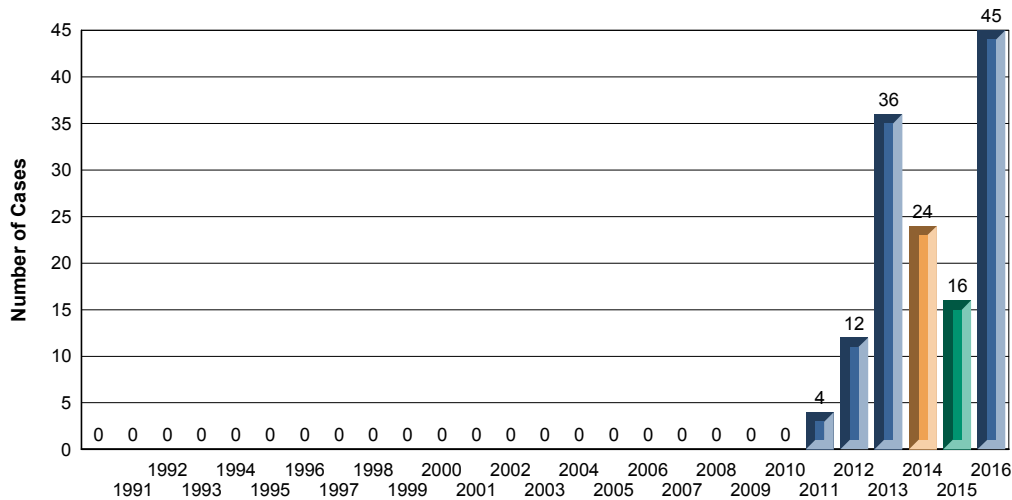
Judge Kronstadt was appointed to the bench on April 14, 2011. This judge has been assigned 156 patent cases. Of these, 137 cases have been terminated. There have been judgments in favor of a party (includes consent and default judgments) in 14 case(s). The patent owner prevailed in 50.0% of these cases (while the accused infringer prevailed in 50.0% of these cases). (Note: In those instances where the judge previously served as a magistrate, earlier rulings issued while the judge was a magistrate are included in this report.)

The number of patent cases assigned to Judge Kronstadt by year is shown in the chart to the right. Note that this includes cases filed in previous years and reassigned to this judge, where applicable.

### Number of Cases Filed, by Year



### Number of Cases Decided, by Year



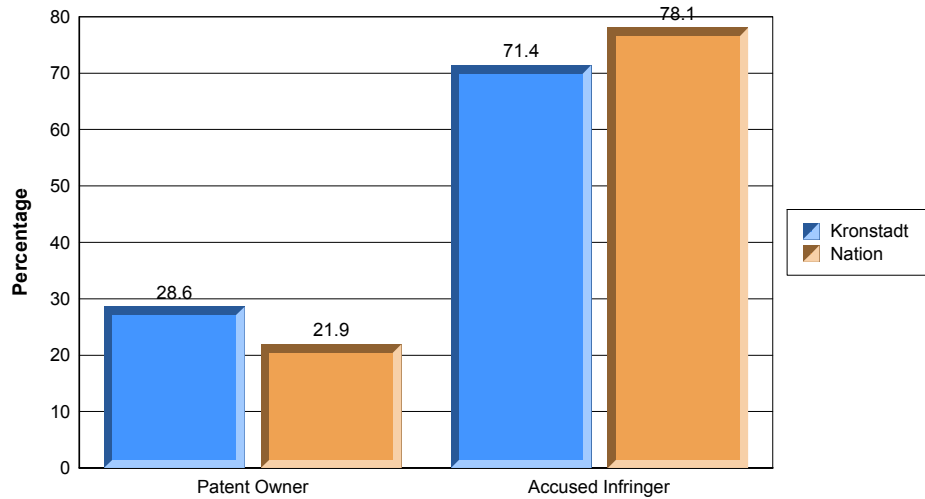
The number of patent cases decided by Judge Kronstadt by year is shown in the chart to the left. This can include cases decided earlier which are subsequently assigned to this judge for post-decision rulings.

## Overview:

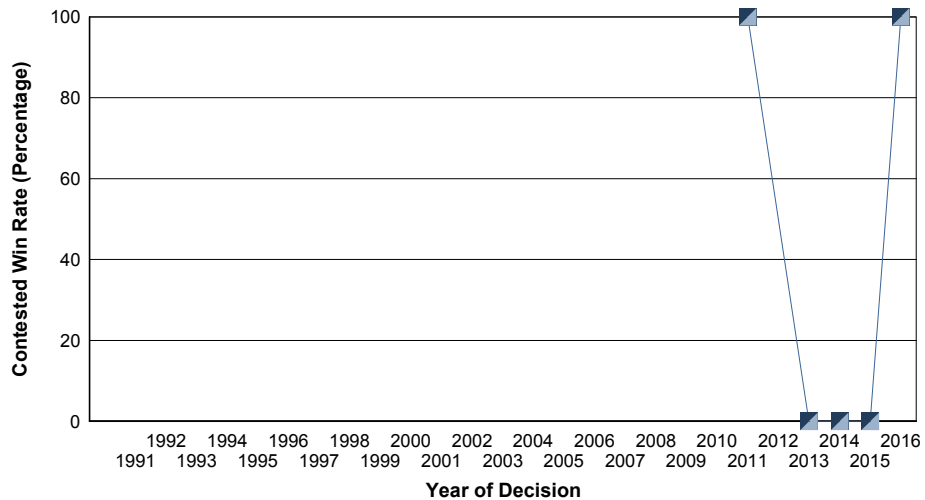
### Contested Judgments

There have been 7 contested judgments in these cases (does not include consent and default judgments). The patent owner prevailed in 28.6% of these cases, while the accused infringer prevailed in 71.4% of these cases. These figures are compared to the corresponding nationwide numbers below. In addition, the patentee contested win rate for the judge by year is shown in the second chart below.

### Contested Win Rates, Judge v. Nation



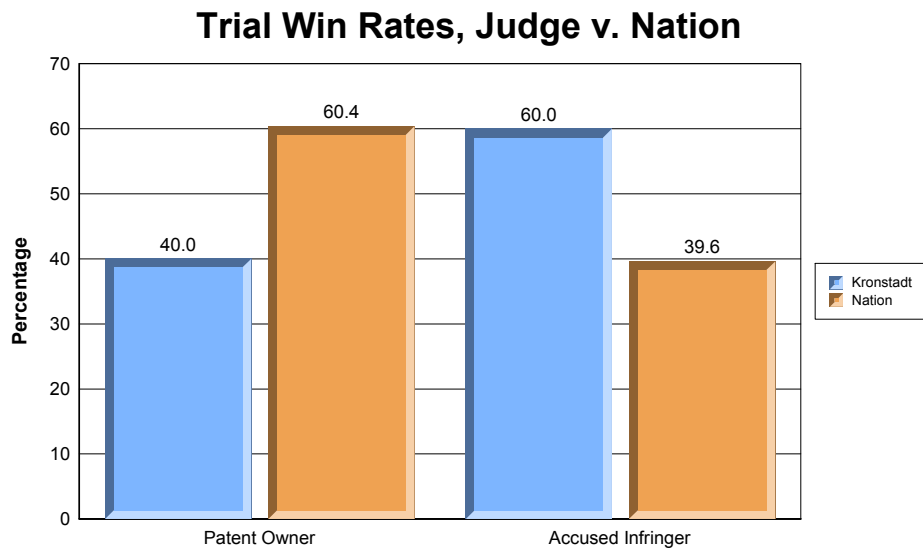
### Contested Win Rate by Year



## Overview:

### Trials

There have been 5 terminations by trial in these cases (includes both bench and jury trials). The patent owner prevailed in 40.0% of these case, while the accused infringer prevailed in 60.0% of these cases. Trials on which judgment has not been entered are not included in these figures. These figures are compared to the corresponding nationwide numbers below.



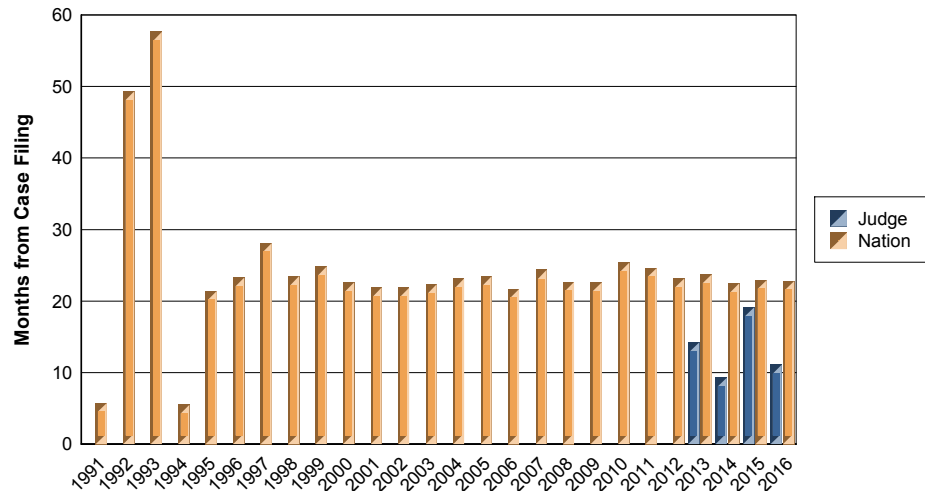
## Overview:

### Markman Rulings

There were 7 Markman/claim construction rulings in these cases, not counting rulings made in connection with summary judgment motions. The average time from case filing to Markman rulings was 14.7 months. The variation from year to year is shown below. For more information, see the Markman/Claim Construction section below.

---

#### Average Time to Markman Decision



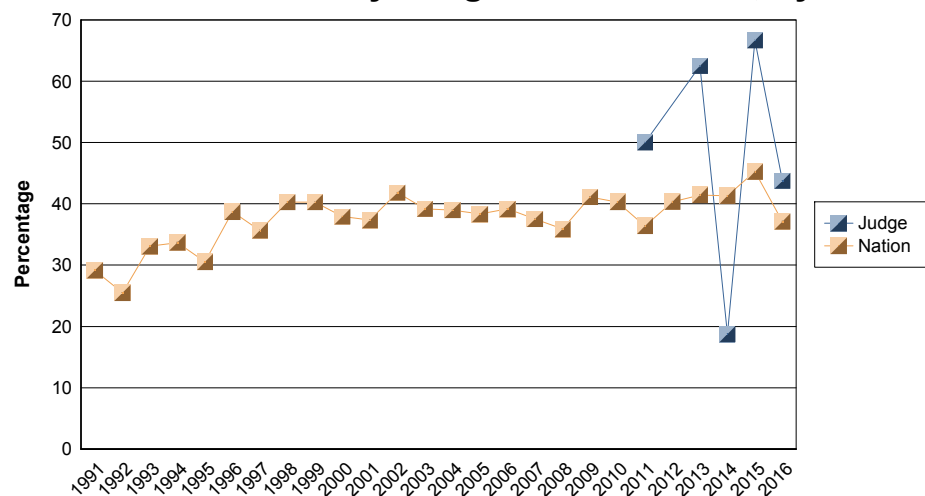
## Overview:

### Summary Judgment

There were 27 summary judgment rulings on contested motions in these cases. The win rate on these contested motions was 44.4%. In this report, a decision granting a motion in part and denying it in part is treated as 1/2 a decision for the movant. The variation from year to year is shown below. For more information, see the Summary Judgment Motion section below.

---

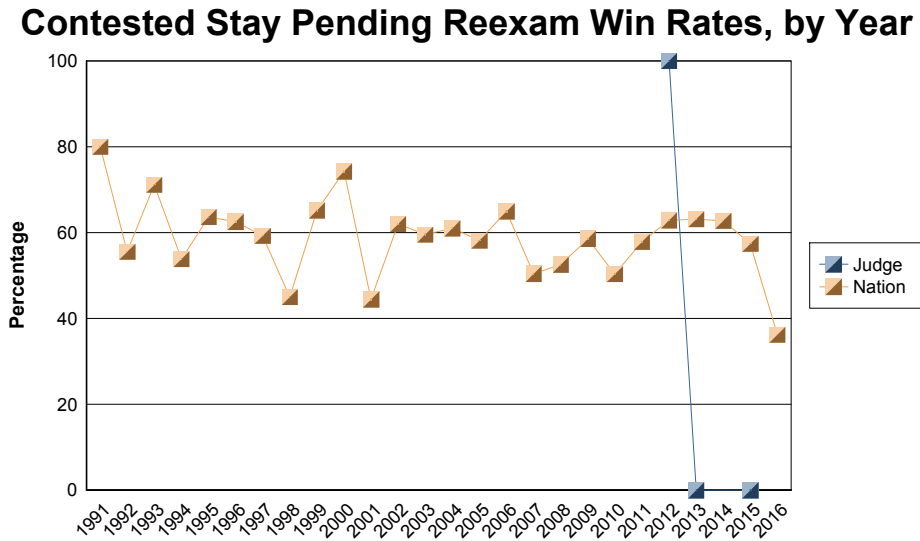
#### Contested Summary Judgment Win Rates, by Year



## Overview:

### Stay Pending Reexamination

LegalMetric found 3 rulings on contested motions for stay pending reexamination in these cases. The win rate on these contested motions was 33.3%. In this report, a decision granting a motion in part and denying it in part is treated as 1/2 a decision for the movant. The variation from year to year is shown below. For more information, see the Stay Pending Reexamination section below.

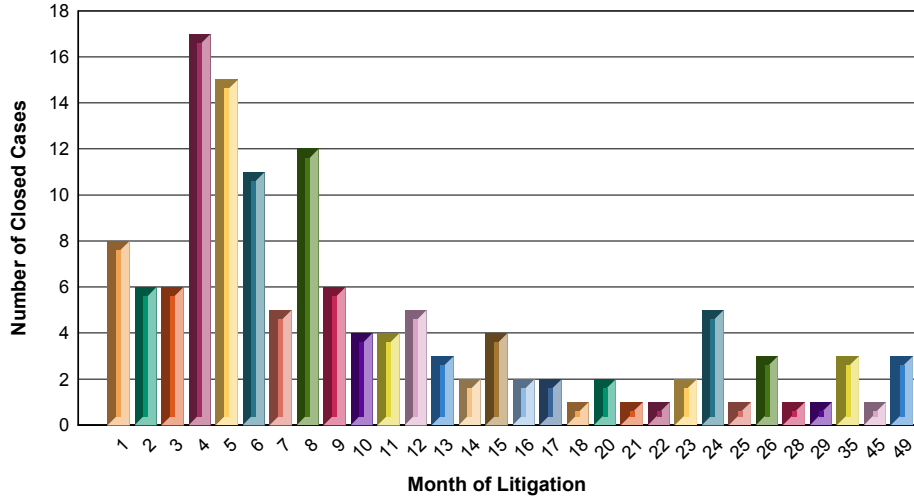


## Overview:

### Time to Disposition-All Cases

The average time from case filing to case disposition by Judge Kronstadt is 10.6 months. The distribution of case terminations by month of litigation is shown below for the first 48 months of litigation. Cases still open at the end of 48 months, if any, are all lumped into month "49". Months with no closed cases are omitted from the chart.

### Distribution of All Closed Cases

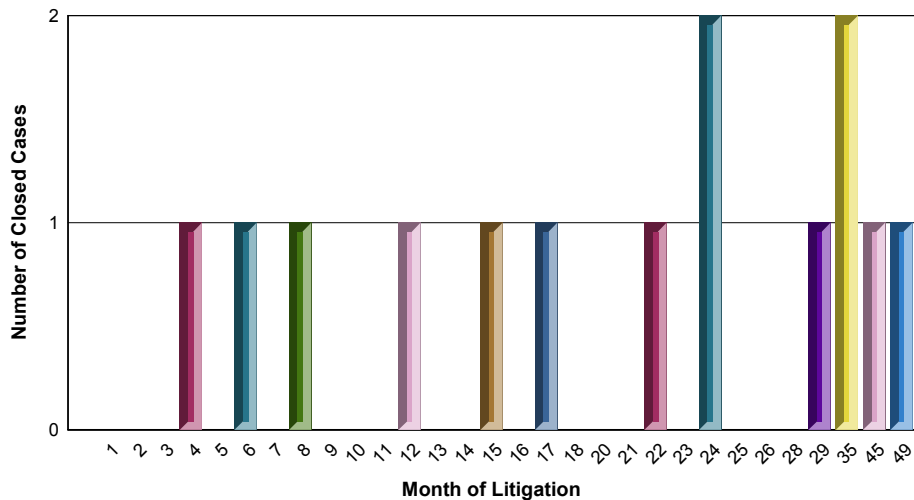


## Overview:

### Time to Disposition-Cases with Judgments

The average time from case filing to case disposition by judgment in favor of a party (includes consent and default judgments) in these cases is 22.9 months. The distribution of judgments by month of litigation is shown below for the first 48 months of litigation. Cases still open at the end of 48 months, if any, are all lumped into month "49". Months with no closed cases are omitted from the chart.

### Distribution of Cases Closed by Judgment

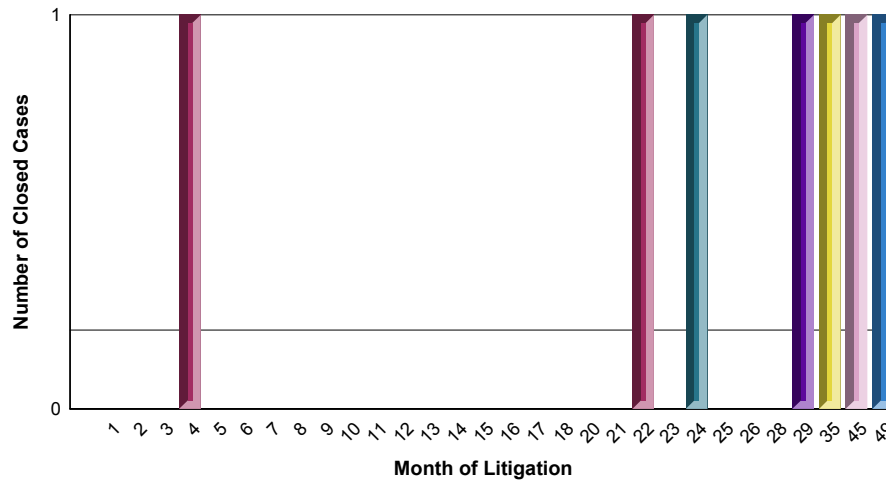


## Overview:

### Time to Disposition-Contested Judgments

The average time from case filing to case disposition by contested judgment (does NOT include consent and default judgments) in these cases is 29.6 months. The distribution of judgments by month of litigation is shown below for the first 48 months of litigation. Cases still open at the end of 48 months, if any, are all lumped into month "49". Months with no closed cases are omitted from the chart.

#### Distribution of Cases Closed by Contested Judgment

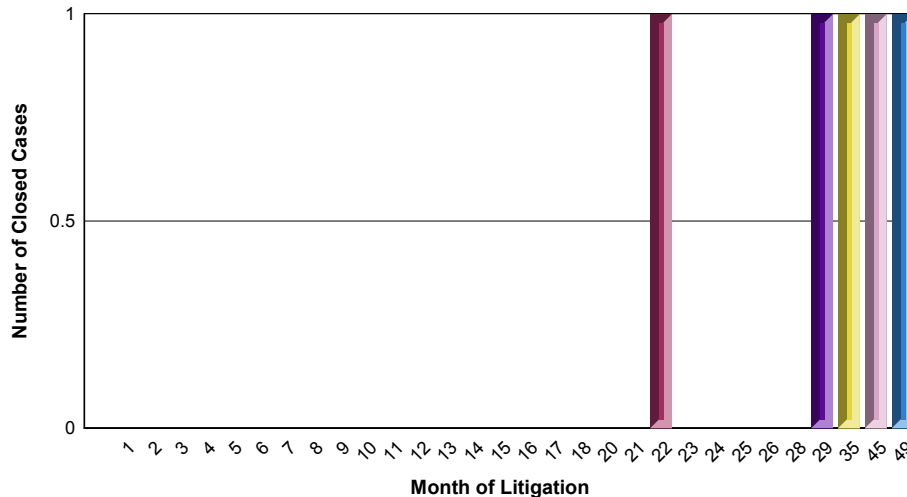


## Overview:

### Time to Disposition-Trials

The average time from case filing to case disposition by trial (includes bench and jury trials) in these cases is 36.0 months. The distribution of judgments by month of litigation is shown below for the first 48 months of litigation. Cases still open at the end of 48 months, if any, are all lumped into month "49". Months with no closed cases are omitted from the chart.

#### Distribution of Cases Closed by Trial

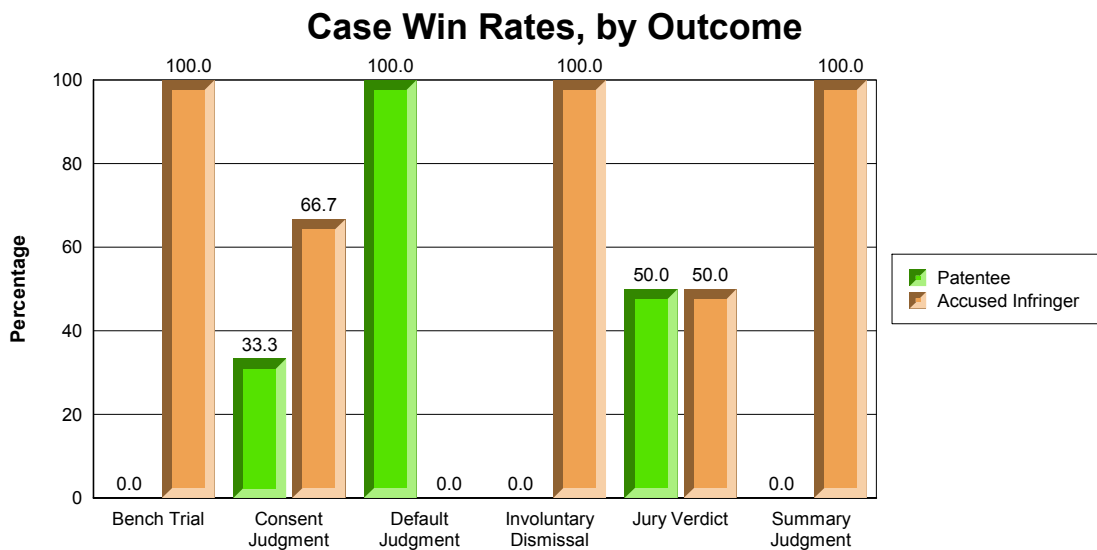




## Case Outcomes with Judgments:

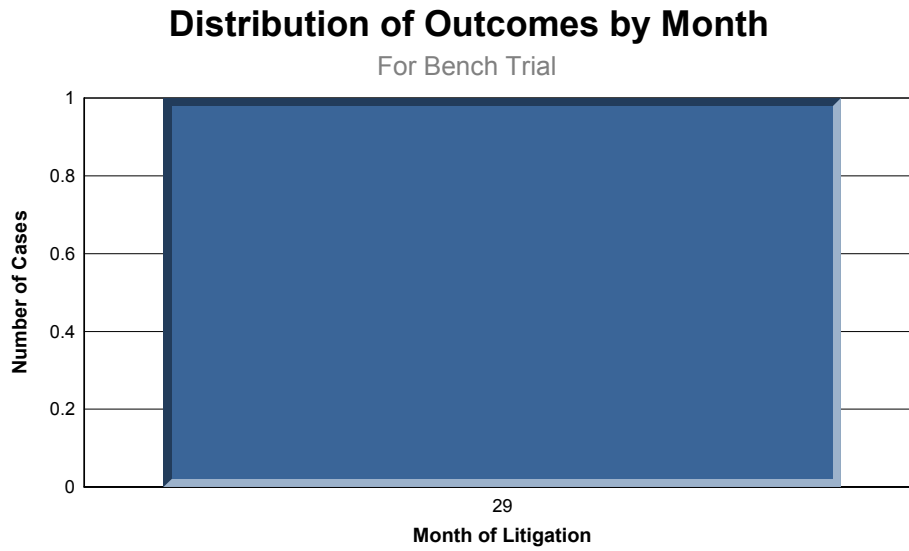
The win rates for patent owners and accused infringers by various outcomes are shown below. Details for each outcome are set forth in the following sections of the report.

	Patentee Win Rate	Accused Infringer
<b>Total</b>	50.0	50.0
<b>Bench Trial</b>	0.0	100.0
<b>Consent Judgment</b>	33.3	66.7
<b>Default Judgment</b>	100.0	0.0
<b>Involuntary Dismissal</b>	0.0	100.0
<b>Jury Verdict</b>	50.0	50.0
<b>Summary Judgment</b>	0.0	100.0



## Bench Trial

There was/were 1 case(s) terminated by Bench Trial. The patentee win rate was 0.0% and the accused infringer win rate was 100.0%. The average time to case termination in months from case filing was 28.9. The distribution of these outcomes by month of litigation is shown below. Months with no outcomes are omitted from the chart. Cases still pending after four years (if any) are lumped into month "49".



The supporting data is shown below.

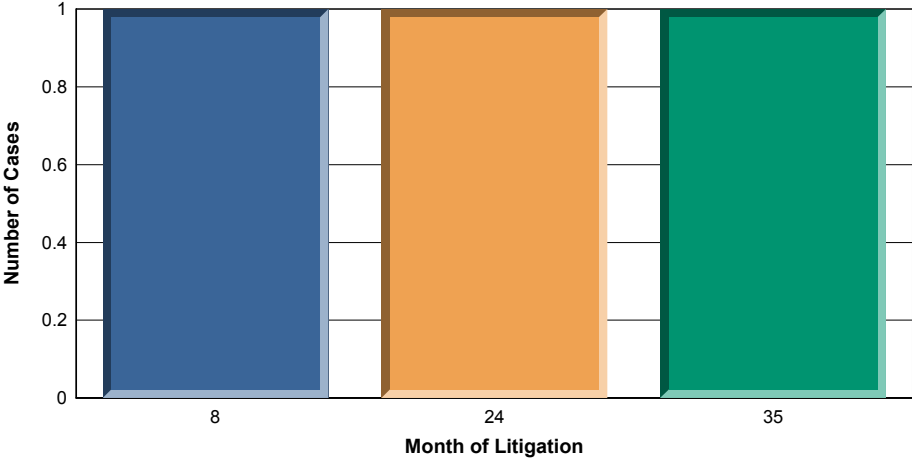
Case Name	Case Number	Outcome	Prevailing Party	Pendency
Clean Air Engineering Maritime Inc v. Advanced Cleanup Technologies Inc	2:12cv08669	Bench Trial	Accused Infringer	28.9

**Consent Judgment**

There was/were 3 case(s) terminated by Consent Judgment. The patentee win rate was 33.3% and the accused infringer win rate was 66.7%. The average time to case termination in months from case filing was 21.9. The distribution of these outcomes by month of litigation is shown below. Months with no outcomes are omitted from the chart. Cases still pending after four years (if any) are lumped into month "49".

**Distribution of Outcomes by Month**

For Consent Judgment

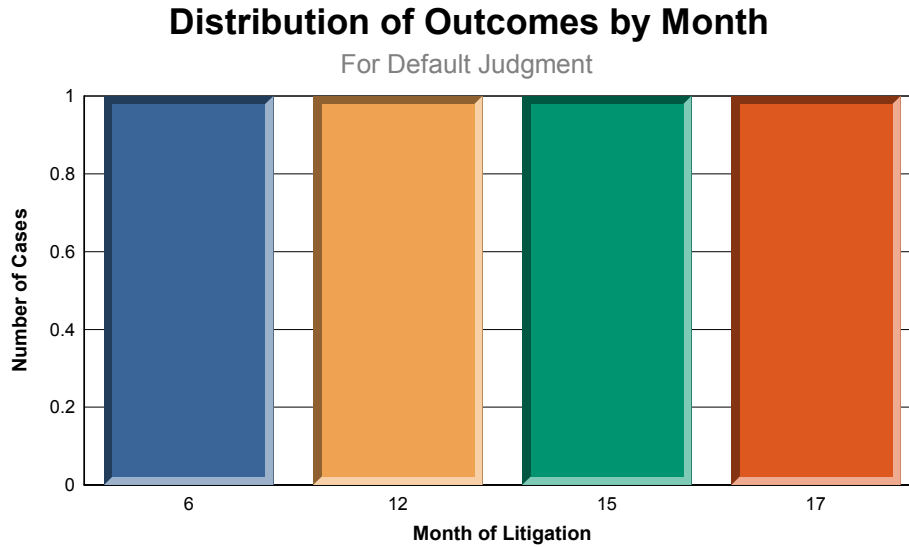


The supporting data is shown below.

Case Name	Case Number	Outcome	Prevailing Party	Pendency
SAWT Inc et al v. Joe Moore Construction Inc et al	2:14cv03653	Consent Judgment	Accused Infringer	23.6
Coach Inc et al v. Urban Expressions Inc et al	2:11cv05570	Consent Judgment	Patentee	7.6
NetAirus Technologies LLC v. Apple Inc	2:13cv03780	Consent Judgment	Accused Infringer	34.5

## Default Judgment

There was/were 4 case(s) terminated by Default Judgment. The patentee win rate was 100.0% and the accused infringer win rate was 0.0%. The average time to case termination in months from case filing was 12.0. The distribution of these outcomes by month of litigation is shown below. Months with no outcomes are omitted from the chart. Cases still pending after four years (if any) are lumped into month "49".



The supporting data is shown below.

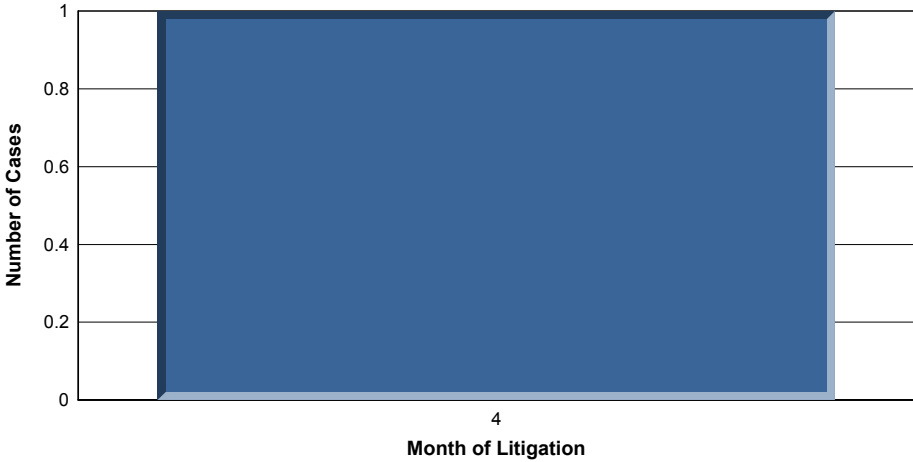
Case Name	Case Number	Outcome	Prevailing Party	Pendency
Tzu Technologies, LLC v. Winzz LLC	2:15cv05493	Default Judgment	Patentee	11.4
TZU Technologies, LLC v. Happy Haptics, Inc. et al	2:15cv05500	Default Judgment	Patentee	16.2
Wing Pow International Corp v. Shenzhen Lingjuli Electronics Co Ltd et al	2:12cv04569	Default Judgment	Patentee	14.4
SHFL entertainment Inc v. Betsoft Gaming Ltd	2:13cv00681	Default Judgment	Patentee	5.9

**Involuntary Dismissal**

There was/were 1 case(s) terminated by Involuntary Dismissal. The patentee win rate was 0.0% and the accused infringer win rate was 100.0%. The average time to case termination in months from case filing was 3.3. The distribution of these outcomes by month of litigation is shown below. Months with no outcomes are omitted from the chart. Cases still pending after four years (if any) are lumped into month "49".

**Distribution of Outcomes by Month**

For Involuntary Dismissal



The supporting data is shown below.

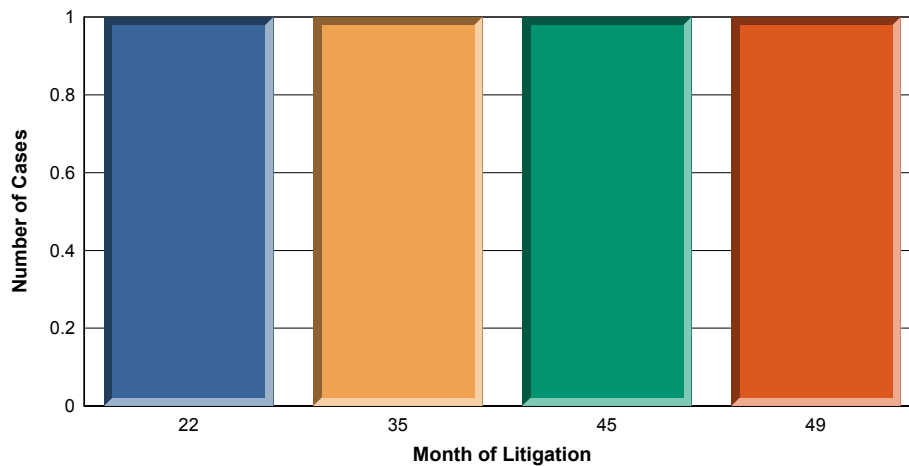
<b>Case Name</b>	<b>Case Number</b>	<b>Outcome</b>	<b>Prevailing Party</b>	<b>Pendency</b>
Trim-Lok Inc v. Lifetime Industries Inc	8:13cv01141	Involuntary Dismissal	Accused Infringer	3.3

## Jury Verdict

There was/were 4 case(s) terminated by Jury Verdict. The patentee win rate was 50.0% and the accused infringer win rate was 50.0%. The average time to case termination in months from case filing was 37.7. The distribution of these outcomes by month of litigation is shown below. Months with no outcomes are omitted from the chart. Cases still pending after four years (if any) are lumped into month "49".

### Distribution of Outcomes by Month

For Jury Verdict



The supporting data is shown below.

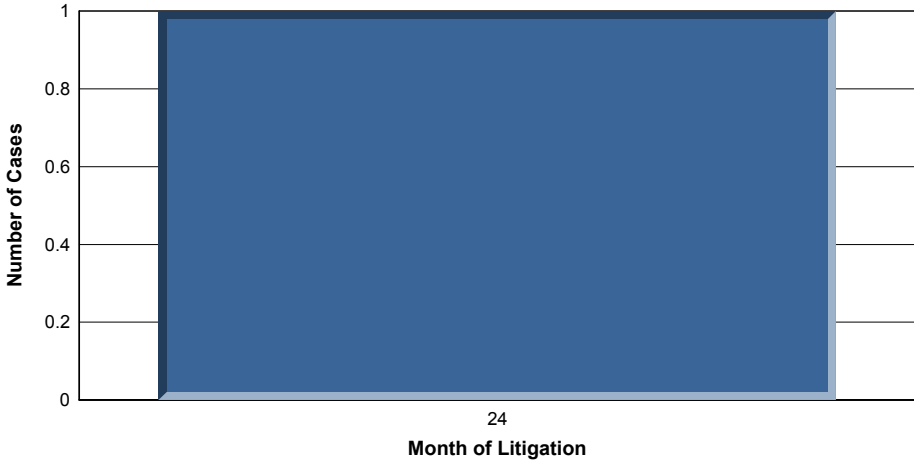
Case Name	Case Number	Outcome	Prevailing Party	Pendency
Kim Laube & Company, Inc. et al v. Wahl Clipper Corporation et al	2:09cv00914	Jury Verdict	Accused Infringer	50.8
Jake Lee v. Mike's Novelties, Inc. et al	2:10cv02225	Jury Verdict	Patentee	21.1
NetAirus Technologies, LLC v. Apple Inc.	2:10cv03257	Jury Verdict	Accused Infringer	44.1
CH2O Inc v. Meras Engineering Inc	2:13cv08418	Jury Verdict	Patentee	34.9

**Summary Judgment**

There was/were 1 case(s) terminated by Summary Judgment. The patentee win rate was 0.0% and the accused infringer win rate was 100.0%. The average time to case termination in months from case filing was 23.7. The distribution of these outcomes by month of litigation is shown below. Months with no outcomes are omitted from the chart. Cases still pending after four years (if any) are lumped into month "49".

**Distribution of Outcomes by Month**

For Summary Judgment



The supporting data is shown below.

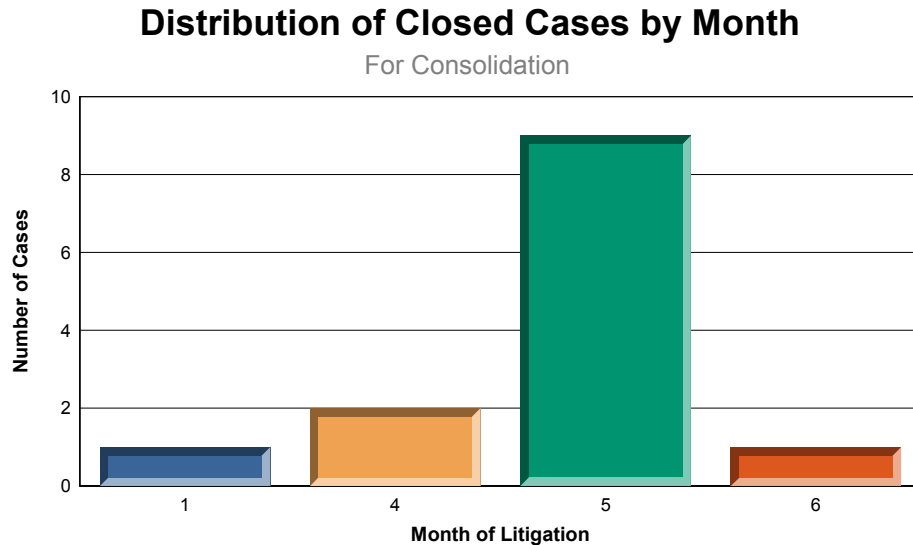
Case Name	Case Number	Outcome	Prevailing Party	Pendency
K.H.S. Musical Instrument Co., Ltd. v. Ultimate Support Systems, Inc.	2:11cv02455	Summary Judgment	Accused Infringer	23.7

## Case Outcomes with No Judgments in Favor of a Party:

The cases terminated without a judgment in favor of a party are identified below, including the distribution of those outcomes by month of litigation.

### Consolidation

There was/were 13 case(s) terminated by Consolidation. The average time to case termination in months from case filing was 4.2. The distribution of these outcomes by month of litigation is shown below. Months with no outcomes are omitted from the chart. Cases still pending after four years (if any) are lumped into month "49".



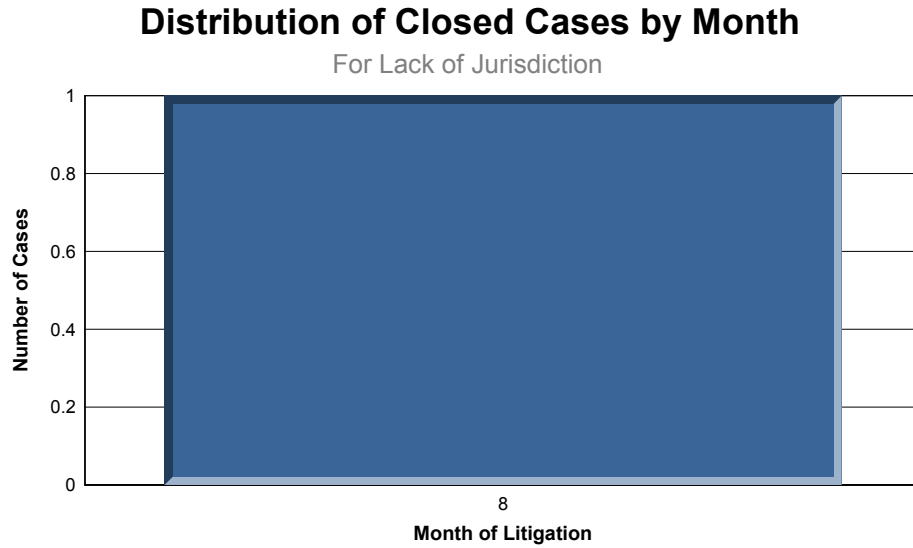
The supporting data is shown below.

Case Name	Case Number	Outcome	Pendency
Eopus Innovations LLC v. Avongard Products USA Ltd	2:13cv09554	Consolidation	4.7
Locata LBS LLC v. United Sample, Inc.	2:13cv07748	Consolidation	3.8
Locata LBS LLC v. Factual Inc.	2:13cv07743	Consolidation	3.8
Biosuccess Biotech Co. Ltd v. Rich Pharmaceuticals Inc et al	2:14cv00310	Consolidation	4.2
Eopus Innovations LLC v. Sony Pictures Imageworks Inc	2:13cv09556	Consolidation	4.7
Eopus Innovations LLC v. Method Studios LLC et al	2:13cv09555	Consolidation	4.7
Intex Recreation Corp. v. Bestway USA, Inc. et al	2:16cv03483	Consolidation	5.2
Intex Recreation Corp. v. Bestway USA, Inc. et al	2:16cv03950	Consolidation	4.6
Adrian Rivera v. EMS Mind Reader LLC	2:16cv04699	Consolidation	4.6
Adrian Rivera v. LaMi Products, Inc. et al	2:16cv04702	Consolidation	4.6
Adrian Rivera v. Solofill LLC	2:16cv04706	Consolidation	4.6
Adrian Rivera v. Eko Brands, LLC et al	2:16cv04753	Consolidation	4.5
Adrian Rivera v. LaMi Products, Inc.	2:16cv07943	Consolidation	0.7



## Lack of Jurisdiction

There was/were 1 case(s) terminated by Lack of Jurisdiction. The average time to case termination in months from case filing was 8.0. The distribution of these outcomes by month of litigation is shown below. Months with no outcomes are omitted from the chart. Cases still pending after four years (if any) are lumped into month "49".

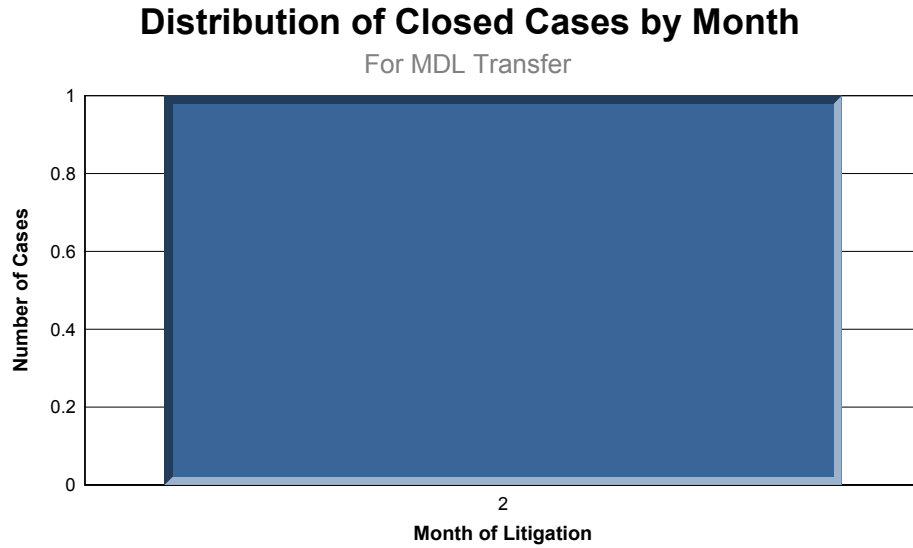


The supporting data is shown below.

Case Name	Case Number	Outcome	Pendency
Michael McGarry v. Genisyss, LLC et al	5:14cv00567	Lack of Jurisdiction	8.0

## MDL Transfer

There was/were 1 case(s) terminated by MDL Transfer. The average time to case termination in months from case filing was 1.8. The distribution of these outcomes by month of litigation is shown below. Months with no outcomes are omitted from the chart. Cases still pending after four years (if any) are lumped into month "49".

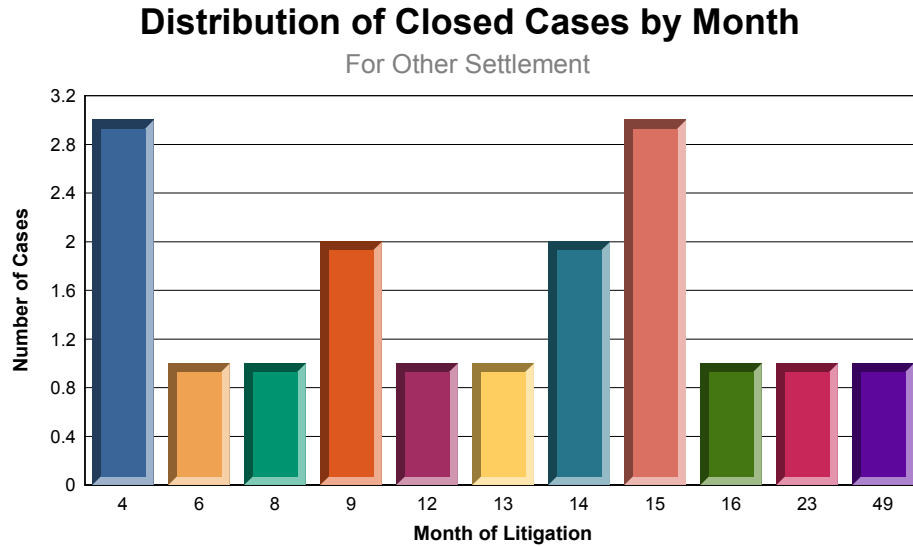


The supporting data is shown below.

Case Name	Case Number	Outcome	Pendency
High Quality Printing Inventions, LLC v. Digital Room, Inc.	2:15cv09170	MDL Transfer	1.8

## Other Settlement

There was/were 17 case(s) terminated by Other Settlement. The average time to case termination in months from case filing was 13.0. The distribution of these outcomes by month of litigation is shown below. Months with no outcomes are omitted from the chart. Cases still pending after four years (if any) are lumped into month "49".

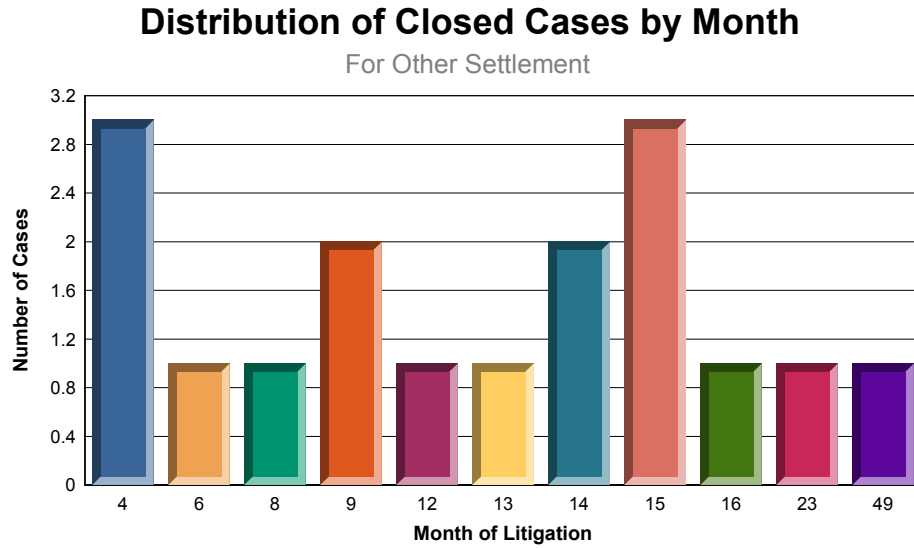


The supporting data is shown below.

Case Name	Case Number	Outcome	Pendency
Constructive Designs LLC v. Pepsi Cola Company	2:12cv02765	Other Settlement	14.0
Clear Focus Imaging Inc et al v. FLEXcon Company	5:12cv01372	Other Settlement	13.5
GunVault Inc v. Wintrode Enterprises Inc	5:12cv01459	Other Settlement	48.1
Pragmatus Telecom LLC v. U S Auto Parts Network Inc	2:12cv10632	Other Settlement	8.0
Melvin Hale et al v. Damon Rando et al	2:13cv01749	Other Settlement	5.4
Zenith Electronics LLC et al v. ViewSonic Corporation	2:14cv00845	Other Settlement	3.7
Brandywine Communications Technologies, LLC v. Samsung Electronics Co., LTD. et al	2:12cv03749	Other Settlement	7.2
Yamaha Corporation v. Toshiba Samsung Storage Technology Corporation et al	8:13cv02018	Other Settlement	11.1
Signal IP, Inc. v. Subaru of America, Inc.	2:14cv02963	Other Settlement	22.2
Signal IP, Inc. v. Porsche Cars North America, Inc.	2:14cv03114	Other Settlement	15.9
Global Communications, Inc. v. ZCWC Inc. et al	2:14cv09951	Other Settlement	12.8
Tzu Technologies, LLC v. Vibase, Inc.	2:15cv04907	Other Settlement	14.3
Tzu Technologies, LLC v. Internet Services, LLC et al	2:15cv04917	Other Settlement	14.3
TZU Technologies, LLC v. Comingle, LLC et al	2:15cv05495	Other Settlement	13.6
EveryMD.com LLC v. Twitter, Inc.	2:15cv08836	Other Settlement	3.6

## Other Settlement

There was/were 17 case(s) terminated by Other Settlement. The average time to case termination in months from case filing was 13.0. The distribution of these outcomes by month of litigation is shown below. Months with no outcomes are omitted from the chart. Cases still pending after four years (if any) are lumped into month "49".

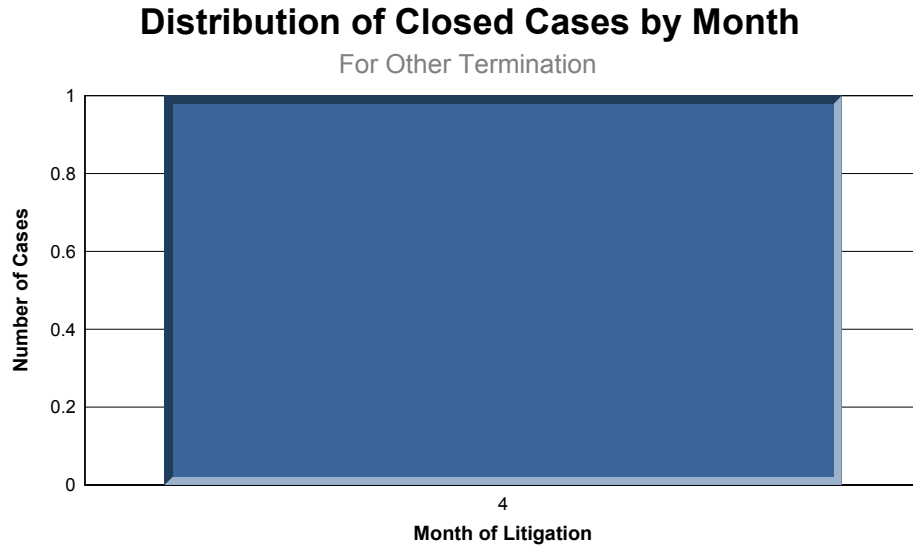


The supporting data is shown below.

Case Name	Case Number	Outcome	Pendency
iPowerUp Inc. v. Ascent Solar Technologies, Inc.	2:16cv01006	Other Settlement	8.9
Timely Inventions, LLC v. Wynit Distribution, LLC	2:16cv01323	Other Settlement	3.6

## Other Termination

There was/were 1 case(s) terminated by Other Termination. The average time to case termination in months from case filing was 3.4. The distribution of these outcomes by month of litigation is shown below. Months with no outcomes are omitted from the chart. Cases still pending after four years (if any) are lumped into month "49".

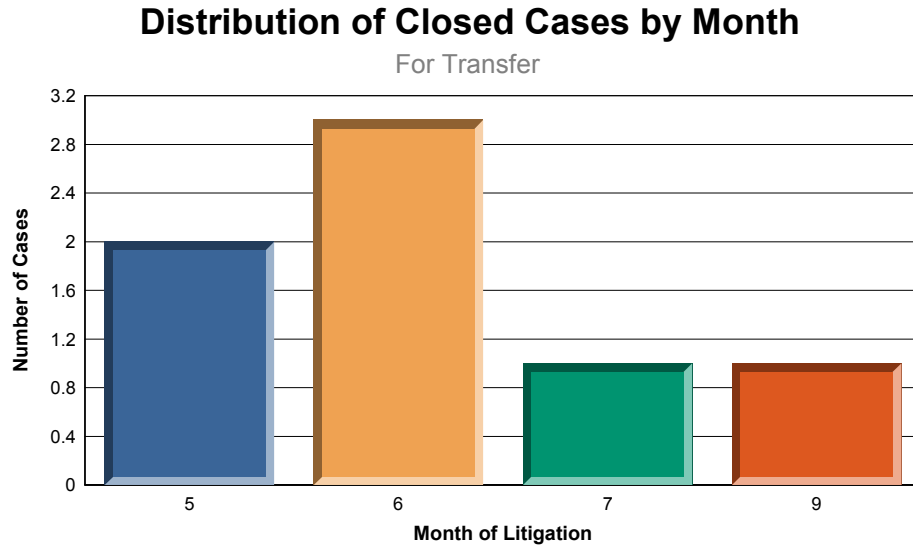


The supporting data is shown below.

Case Name	Case Number	Outcome	Pendency
VIZIO, Inc. v. Pragmatus Telecom, LLC	8:14cv00462	Other Termination	3.4

## Transfer

There was/were 7 case(s) terminated by Transfer. The average time to case termination in months from case filing was 5.8. The distribution of these outcomes by month of litigation is shown below. Months with no outcomes are omitted from the chart. Cases still pending after four years (if any) are lumped into month "49".

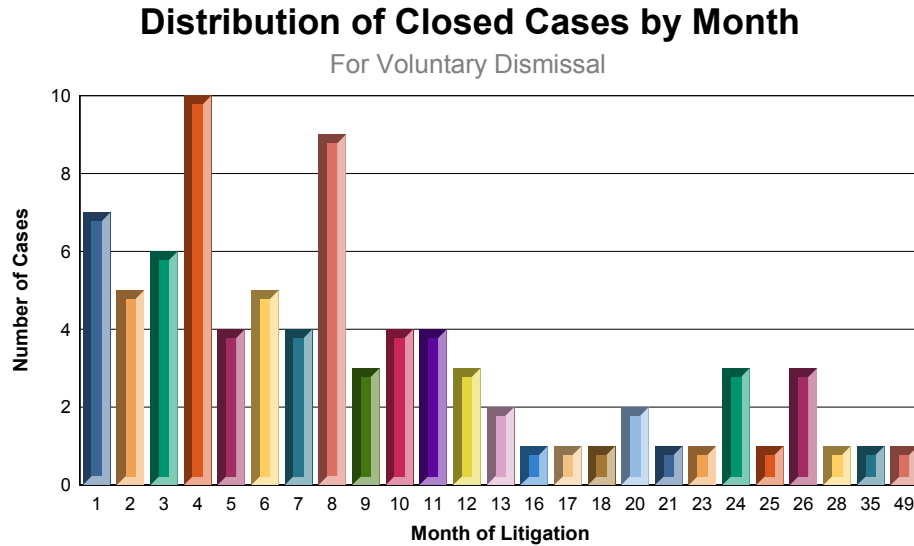


The supporting data is shown below.

Case Name	Case Number	Outcome	Pendency
Neology Inc v. Federal Signal Corporation et al	2:12cv04422	Transfer	4.8
Callidus Software Inc v. Xactly Corporation	8:12cv01432	Transfer	6.3
Pragmatus Telecom LLC v. Newegg Inc	2:12cv10629	Transfer	8.2
Viva Healthcare Packaging Ltd et al v. CTL Packaging USA Inc et al	2:13cv03372	Transfer	5.0
Locata LBS LLC v. PayPal Inc et al	2:13cv07895	Transfer	5.7
Signal IP, Inc. v. Fiat U.S.A., Inc. et al	2:14cv03105	Transfer	5.5
Signal IP, Inc. v. Ford Motor Company	2:14cv03106	Transfer	5.1

## Voluntary Dismissal

There was/were 83 case(s) terminated by Voluntary Dismissal. The average time to case termination in months from case filing was 9.7. The distribution of these outcomes by month of litigation is shown below. Months with no outcomes are omitted from the chart. Cases still pending after four years (if any) are lumped into month "49".

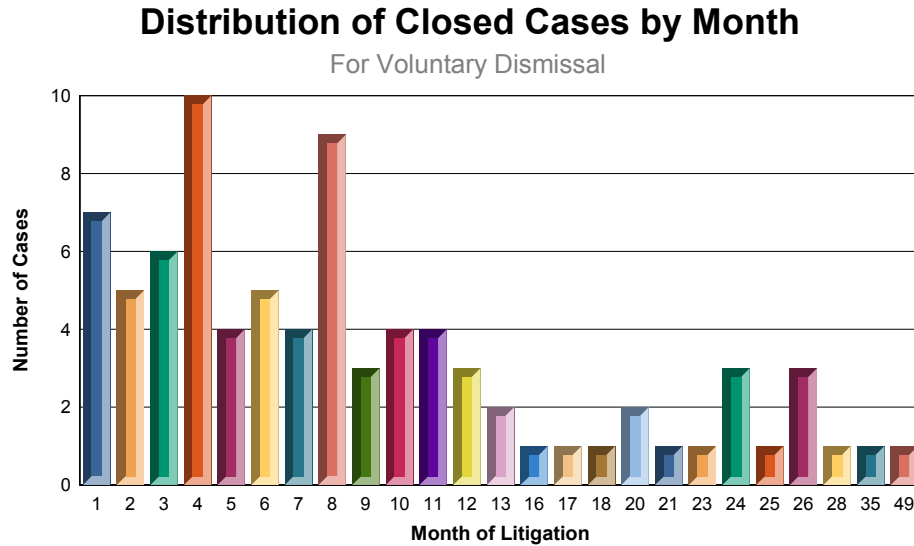


The supporting data is shown below.

Case Name	Case Number	Outcome	Pendency
Gamecaster, Inc. v. Dreamworks Animation SKG, Inc.	2:09cv02723	Voluntary Dismissal	68.8
Accentra, Inc. et al v. Acco Brands Corporation et al	2:10cv01164	Voluntary Dismissal	23.1
Brass Smith, LLC v. Advanced Design Manufacturing LLC	2:10cv04945	Voluntary Dismissal	12.5
Caribbean Blues Inc. v. Ms. Bubbles, Inc. et al	2:11cv01699	Voluntary Dismissal	7.2
Civolution B.V. v. Doremi Labs Inc	2:14cv00962	Voluntary Dismissal	22.9
Joseph Molinaro v. Wal Mart Stores Inc	2:11cv06116	Voluntary Dismissal	10.2
David Shin v. Wolo Manufacturing Corp et al	2:12cv02592	Voluntary Dismissal	17.3
Lo-Q PLC v. QLess, Inc.	2:12cv03760	Voluntary Dismissal	8.9
Sonic Industry LLC v. Capital One Bank N A	2:12cv05189	Voluntary Dismissal	4.6
Constructive Designs LLC v. Hanesbrands Inc	2:12cv05863	Voluntary Dismissal	5.9
National Photo Group LLC v. Entercom Communications et al	2:12cv07621	Voluntary Dismissal	5.7
Eclipse IP LLC v. Volvo Cars of North America LLC	2:12cv10139	Voluntary Dismissal	3.9
Pragmatius Telecom LLC v. Leaders Merchant Services LLC	2:12cv10630	Voluntary Dismissal	4.4
Bragel International Inc v. Pure Style LLC	2:12cv10985	Voluntary Dismissal	7.7

## Voluntary Dismissal

There was/were 83 case(s) terminated by Voluntary Dismissal. The average time to case termination in months from case filing was 9.7. The distribution of these outcomes by month of litigation is shown below. Months with no outcomes are omitted from the chart. Cases still pending after four years (if any) are lumped into month "49".



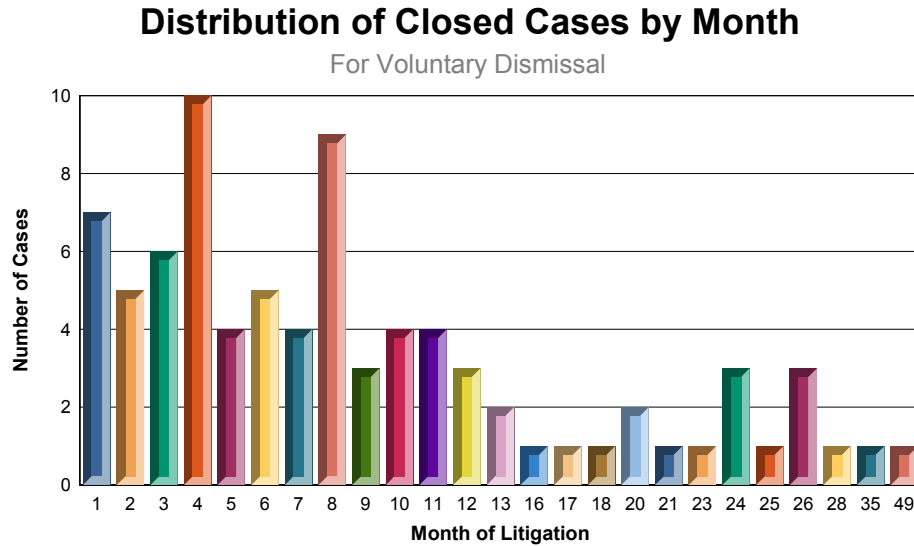
The supporting data is shown below.

Case Name	Case Number	Outcome	Pendency
Brandywine Communications Technologies LLC v. Impulse Advanced Communications LLC	2:12cv11013	Voluntary Dismissal	7.7
Brandywine Communications Technologies, LLC v. Vertical Communications, Inc.	2:12cv03542	Voluntary Dismissal	7.6
Brandywine Communications Technologies, LLC v. Ericsson-LG Co., Ltd., et al	2:12cv03192	Voluntary Dismissal	7.8
Brandywine Communications Technologies, LLC v. Toshiba Corporation et al	2:12cv03211	Voluntary Dismissal	16.0
Richard L Chang v. Biosuccess Biotech Co Ltd et al	2:13cv01340	Voluntary Dismissal	34.9
Virco Mfg Corporation v. Hertz Furniture Systems LLC et al	2:13cv02205	Voluntary Dismissal	11.7
Imperial Toy LLC v. LightUpToys.Com LLC	2:13cv02316	Voluntary Dismissal	8.6
Infusion Pool Products Inc v. Shasta Industries Inc	2:13cv03134	Voluntary Dismissal	5.5
Eclipse IP LLC v. Victoria's Secret Stores LLC	2:13cv04091	Voluntary Dismissal	1.6
Constructive Designs LLC v. Nike USA Inc	2:13cv05058	Voluntary Dismissal	10.0
Hogue Inc v. Blade-Tech Industries Inc	2:13cv07327	Voluntary Dismissal	9.6
Altair Instruments Inc v. Paul S Taggart et al	2:13cv07446	Voluntary Dismissal	5.7



## Voluntary Dismissal

There was/were 83 case(s) terminated by Voluntary Dismissal. The average time to case termination in months from case filing was 9.7. The distribution of these outcomes by month of litigation is shown below. Months with no outcomes are omitted from the chart. Cases still pending after four years (if any) are lumped into month "49".

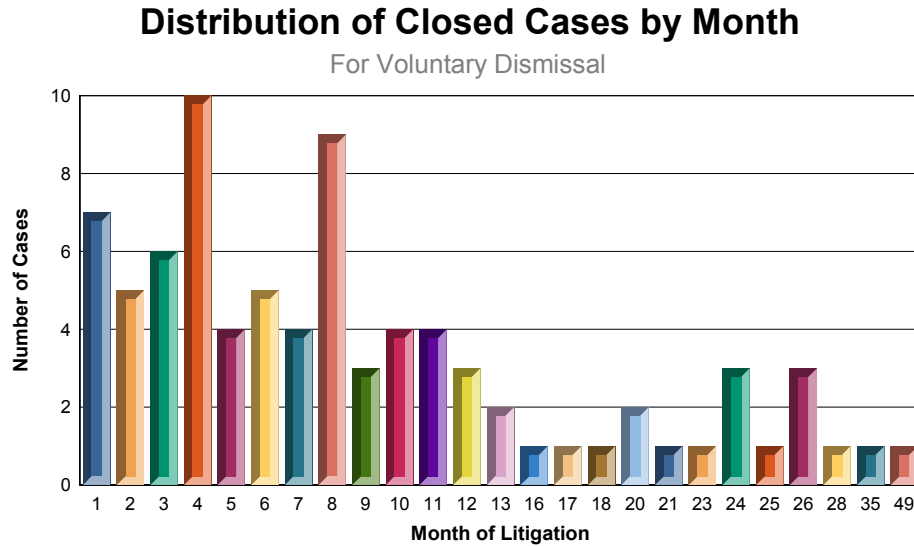


The supporting data is shown below.

Case Name	Case Number	Outcome	Pendency
Reflex Packaging, Inc. v. Audio Video Color Corporation	2:13cv07615	Voluntary Dismissal	7.5
Locata LBS LLC v. Yellowpages.com LLC et al	2:13cv07664	Voluntary Dismissal	27.6
Pacific Solution Marketing Inc v. Master Cutlery Inc	5:13cv01469	Voluntary Dismissal	20.8
Eopus Innovations LLC v. Dreamworks Animation SKG Inc	2:13cv09552	Voluntary Dismissal	11.2
Brandywine Communications Technologies LLC v. Toshiba Corporation et al	8:13cv01245	Voluntary Dismissal	7.2
Signal IP, Inc. v. Kia Motors America, Inc.	2:14cv02457	Voluntary Dismissal	25.8
Tre Milano, LLC et al v. Conair Corporation et al	2:14cv02735	Voluntary Dismissal	8.0
Signal IP, Inc. v. Nissan North America, Inc.	2:14cv02962	Voluntary Dismissal	25.2
Signal IP, Inc. v. Volvo Cars of North America, LLC	2:14cv03107	Voluntary Dismissal	10.6
Signal IP, Inc. v. Jaguar Land Rover North America, LLC	2:14cv03108	Voluntary Dismissal	12.6
Signal IP, Inc. v. Mercedes-Benz USA, LLC et al	2:14cv03109	Voluntary Dismissal	24.5
Signal IP, Inc. v. BMW of North America, LLC et al	2:14cv03111	Voluntary Dismissal	23.0
Signal IP, Inc. v. Volkswagen Group of America, Inc.	2:14cv03113	Voluntary Dismissal	20.0
Signal IP, Inc. v. Mazda Motor of America, Inc.	8:14cv00491	Voluntary Dismissal	25.5

## Voluntary Dismissal

There was/were 83 case(s) terminated by Voluntary Dismissal. The average time to case termination in months from case filing was 9.7. The distribution of these outcomes by month of litigation is shown below. Months with no outcomes are omitted from the chart. Cases still pending after four years (if any) are lumped into month "49".

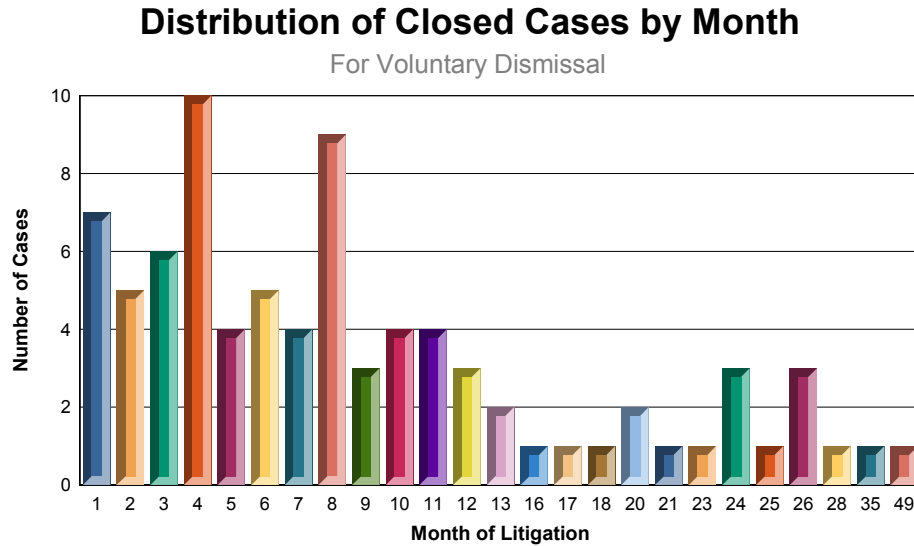


The supporting data is shown below.

Case Name	Case Number	Outcome	Pendency
Signal IP, Inc. v. Mitsubishi Motors North America, Inc.	8:14cv00497	Voluntary Dismissal	15.7
Zenith Electronics LLC et al v. Sceptre, Inc.	2:14cv05150	Voluntary Dismissal	19.4
POLYMER TECHNOLOGY SYSTEMS, INC. v. JANT PHARMACAL CORPORATION et al	2:15cv02585	Voluntary Dismissal	9.4
Allergan, Inc. et al v. Ferrum Ferro Capital, LLC et al	8:15cv00992	Voluntary Dismissal	7.1
Signal IP, Inc. v. Hyundai Motor America	8:15cv01085	Voluntary Dismissal	10.5
Bushwacker, Inc. v. EGR Incorporated	5:15cv01593	Voluntary Dismissal	3.4
Alan J. Cohen et al v. Everest Nutrition Corp.	2:16cv02269	Voluntary Dismissal	6.7
Holland Electronics, LLC et al v. Wistron Corporation et al	2:11cv02127	Voluntary Dismissal	4.7
Wausau Paper Towel and Tissue LLC v. Teh Tung Corporation	2:12cv06041	Voluntary Dismissal	3.9
Single Touch Systems Inc v. Hulu LLC	2:12cv07265	Voluntary Dismissal	3.9
Ever Win International Corporation v. Frys Electronics et al	2:12cv07788	Voluntary Dismissal	6.8
The Litebook Company Ltd v. Genexus LLC	2:12cv09221	Voluntary Dismissal	5.6
Life Technologies Corporation et al v. Promega Corporation	2:12cv09879	Voluntary Dismissal	0.6
Eclipse IP LLC v. Toyota Motor Sales U S A Inc	2:12cv10268	Voluntary Dismissal	0.9

## Voluntary Dismissal

There was/were 83 case(s) terminated by Voluntary Dismissal. The average time to case termination in months from case filing was 9.7. The distribution of these outcomes by month of litigation is shown below. Months with no outcomes are omitted from the chart. Cases still pending after four years (if any) are lumped into month "49".

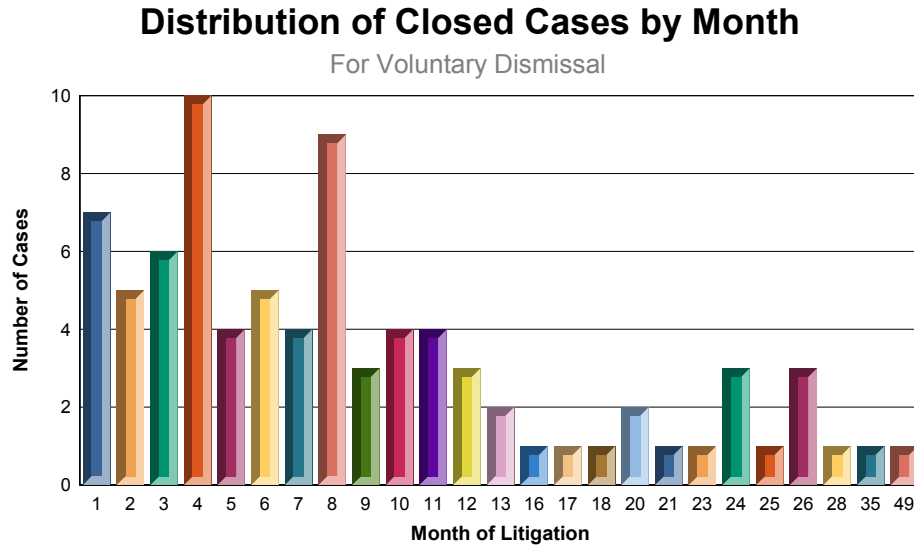


The supporting data is shown below.

Case Name	Case Number	Outcome	Pendency
Harman International Industries Canada Ltd v. TC Group et al	2:12cv10873	Voluntary Dismissal	1.6
Brandywine Communications Technologies LLC v. iSelect Internet Inc	2:12cv11002	Voluntary Dismissal	4.7
Brandywine Communications Technologies LLC v. Raw Bandwidth Communications Inc	2:12cv11009	Voluntary Dismissal	3.8
Brandywine Communications Technologies LLC v. Geraci	2:12cv11027	Voluntary Dismissal	3.5
Sonic Industry LLC v. East West Bank	2:13cv08864	Voluntary Dismissal	2.9
Jeffrey Simon et al v. RCR International Inc et al	2:13cv02820	Voluntary Dismissal	3.9
The Maya Group Inc v. JCF Research Associates Inc	2:13cv02596	Voluntary Dismissal	3.1
Skechers U S A Inc et al v. Anthony L and S LLC et al	2:13cv03768	Voluntary Dismissal	6.8
Deckers Outdoor Corporation v. Kids Dream Land et al	2:13cv04642	Voluntary Dismissal	1.0
Bring It Up Inc v. Pure Style LLC	2:13cv05359	Voluntary Dismissal	1.1
Bluelounge Pte Ltd v. Kazi Ahsanul Habib	5:13cv01537	Voluntary Dismissal	1.6
Signal IP, Inc. v. American Honda Motor Co., Inc. et al	2:14cv02454	Voluntary Dismissal	23.7
Signal IP, Inc. v. Suzuki Motor of America, Inc.	8:14cv00607	Voluntary Dismissal	0.7
Daniel Morken v. Pure Fishing, Inc. et al	2:14cv09553	Voluntary Dismissal	3.1

## Voluntary Dismissal

There was/were 83 case(s) terminated by Voluntary Dismissal. The average time to case termination in months from case filing was 9.7. The distribution of these outcomes by month of litigation is shown below. Months with no outcomes are omitted from the chart. Cases still pending after four years (if any) are lumped into month "49".



The supporting data is shown below.

Case Name	Case Number	Outcome	Pendency
Minx, Inc. v. Jamberry Nails, LLC et al	2:15cv03478	Voluntary Dismissal	3.8
Skechers U.S.A., Inc. et al v. Steven Madden Ltd et al	2:15cv05123	Voluntary Dismissal	8.3
TZU Technologies, LLC v. Kickstarter Inc. et al	2:15cv05499	Voluntary Dismissal	2.4
Shipping and Transit, LLC v. The Antigua Group, Inc., et al	2:15cv06672	Voluntary Dismissal	2.4
Shipping and Transit LLC v. C3 Concepts, Inc.	2:15cv06675	Voluntary Dismissal	2.1
Classic Brands LLC v. Ray Padula, Inc. et al	2:15cv07642	Voluntary Dismissal	9.5
Medical Chemical Corporation v. VWR International, LLC et al	2:15cv08494	Voluntary Dismissal	2.7
152310 Canada Limitee v. HTM Lighting, LLC et al	2:15cv08763	Voluntary Dismissal	11.1
Cosmo Lighting, Inc. v. Target Brands, Inc. et al	2:15cv09243	Voluntary Dismissal	2.9
The Decor Group, Inc. v. The Toro Company	5:15cv01814	Voluntary Dismissal	1.6
Shipping and Transit LLC v. Gilmore and Co., Inc. et al	2:15cv09539	Voluntary Dismissal	0.6
Nqueue, Inc. v. Bayne Computing Solutions Inc. et al	2:16cv00367	Voluntary Dismissal	9.7
Shipping and Transit LLC v. Tysons Mens Wear Inc. et al	2:16cv02223	Voluntary Dismissal	1.0
Shipping and Transit LLC v. Moftware, Inc et al	2:16cv03029	Voluntary Dismissal	6.4
Google Inc. v. SimpleAir, Inc. et al	2:16cv03756	Voluntary Dismissal	0.6

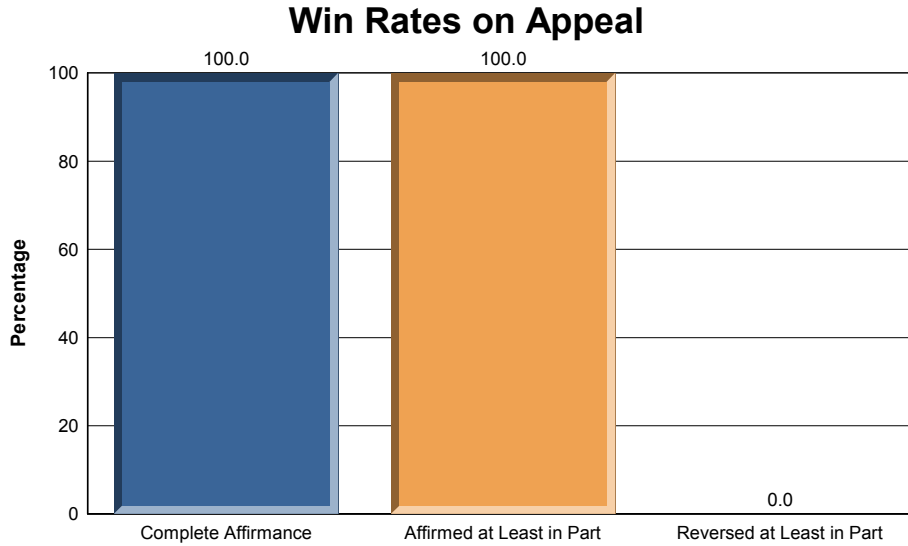
## Awards and Settlement Amounts:

The awards or settlement amounts found in these cases (if any) are shown below.

<u>Case Name</u>	<u>Case Number</u>	<u>Case Outcome</u>	<u>Date of Decision</u>	<u>Amount</u>
Tzu Technologies, LLC v. Winzz LLC	2:15cv05493	Default Judgment	6/30/2016	\$56,100
TZU Technologies, LLC v. Happy Haptics, Inc. et al	2:15cv05500	Default Judgment	11/23/2016	\$50,000
Jake Lee v. Mike's Novelties, Inc. et al	2:10cv02225	Jury Verdict	12/28/2011	\$40,000

## Appeal Outcomes:

There have been 4 appealed cases. The results of those appeals (if any) are shown below. Note that the appeal may be an interlocutory appeal or an appeal of a final judgment. The complete affirmance rate (affirmance with no other action), affirmed at least in part rate, and the reversed at least in part rate are shown below.



<u>Case Name</u>	<u>Case Number</u>	<u>Case Outcome</u>	<u>Appeal Outcome</u>
Clean Air Engineering Maritime Inc v. Advanced Cleanup Technologies Inc	2:12cv08669	Bench Trial	Affirmed
Kim Laube & Company, Inc. et al v. Wahl Clipper Corporation et al	2:09cv00914	Jury Verdict	Dismissed
Jake Lee v. Mike's Novelties, Inc. et al	2:10cv02225	Jury Verdict	Affirmed
CH2O Inc v. Meras Engineering Inc	2:13cv08418	Jury Verdict	Pending

## Motion Outcomes:

The number of contested motion decisions, win rate, and time in months from motion filing to decision by Judge Kronstadt in these cases are shown below, broken out by motion type and movant. The movant for Markman decisions is listed as "Unknown" in LegalMetric's system because there is not requirement for an actual motion to initiate the claim construction process, and the win rate is arbitrarily set to "0". The stay motions listed below include all stay motions, not just stay pending reexamination motions. See following sections for details. For all motion types, the average win rate on plaintiff's motions was 40.2%, the average win rate on defendant's motions was 50.6% and the difference was 10.4%. The nationwide difference on plaintiff v. defendant motion win rates in patent cases is 6%.

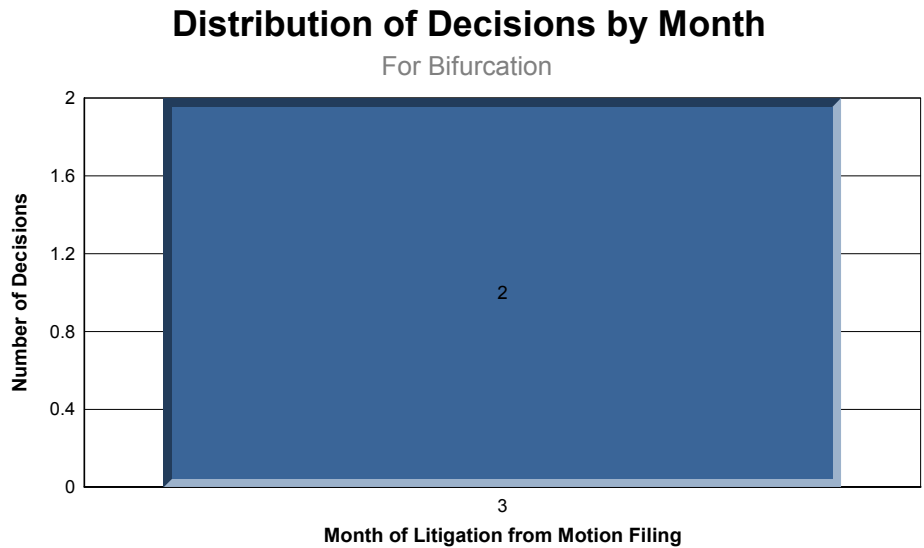
		Number	Win Rate	Pendency
<b>Bifurcation</b>	<b>Total</b>	2	0.0	2.7
	<b>Defendant</b>	1	0.0	2.6
	<b>Plaintiff</b>	1	0.0	2.7
<b>Contempt</b>	<b>Total</b>	1	0.0	0.1
	<b>Plaintiff</b>	1	0.0	0.1
<b>Default Motion</b>	<b>Total</b>	10	65.0	1.6
	<b>Defendant</b>	1	50.0	1.4
	<b>Plaintiff</b>	9	66.7	1.7
<b>Discovery</b>	<b>Total</b>	4	37.5	0.8
	<b>Defendant</b>	2	25.0	0.7
	<b>Plaintiff</b>	2	50.0	0.9
<b>Dismissal</b>	<b>Total</b>	23	45.7	2.7
	<b>Defendant</b>	15	46.7	2.4
	<b>Plaintiff</b>	8	43.8	3.2
<b>Exceptional Case</b>	<b>Total</b>	1	100.0	4.3
	<b>Plaintiff</b>	1	100.0	4.3
<b>Expert/Daubert</b>	<b>Total</b>	16	34.4	1.6
	<b>Defendant</b>	12	37.5	1.4
	<b>Plaintiff</b>	4	25.0	2.4
<b>Increased Damages</b>	<b>Total</b>	1	100.0	4.3
	<b>Plaintiff</b>	1	100.0	4.3
<b>Judgment on the Pleadings</b>	<b>Total</b>	2	75.0	3.4
	<b>Defendant</b>	2	75.0	3.4
<b>Markman Decision</b>	<b>Total</b>	7	0.0	14.7
	<b>Unknown</b>	7	0.0	14.7
<b>Post-trial</b>	<b>Total</b>	5	0.0	2.6
	<b>Defendant</b>	2	0.0	4.1
	<b>Plaintiff</b>	3	0.0	1.7

		Number	Win Rate	Pendency
<b>Preliminary Injunction</b>	<b>Total</b>	2	25.0	0.1
	<b>Defendant</b>	2	25.0	0.1
<b>Sanctions/Attorneys Fees</b>	<b>Total</b>	6	66.7	2.3
	<b>Defendant</b>	2	100.0	3.2
	<b>Plaintiff</b>	4	50.0	1.8
<b>Stay</b>	<b>Total</b>	14	50.0	2.3
	<b>Defendant</b>	11	54.5	2.5
	<b>Plaintiff</b>	3	33.3	1.3
<b>Summary Judgment</b>	<b>Total</b>	27	44.4	3.4
	<b>Defendant</b>	18	55.6	3.7
	<b>Plaintiff</b>	9	22.2	2.6
<b>Temporary Restraining Order Motion</b>	<b>Total</b>	2	25.0	0.1
	<b>Defendant</b>	2	25.0	0.1
<b>Transfer Motion</b>	<b>Total</b>	11	72.7	2.1
	<b>Defendant</b>	11	72.7	2.1



## Bifurcation

There were 2 Bifurcation contested decisions by Judge Kronstadt. The overall contested win rate on these motions was 0.0%. The average time (in months) from motion filing to decision was 2.7. The distribution of time to decision for the first 12 months of motion pendency is shown below, with any motions remaining pendency after 12 months lumped into month "13". Months with no decisions are not included in the chart. Note that the first month includes all decisions occurring less than 1 month from motion filing.

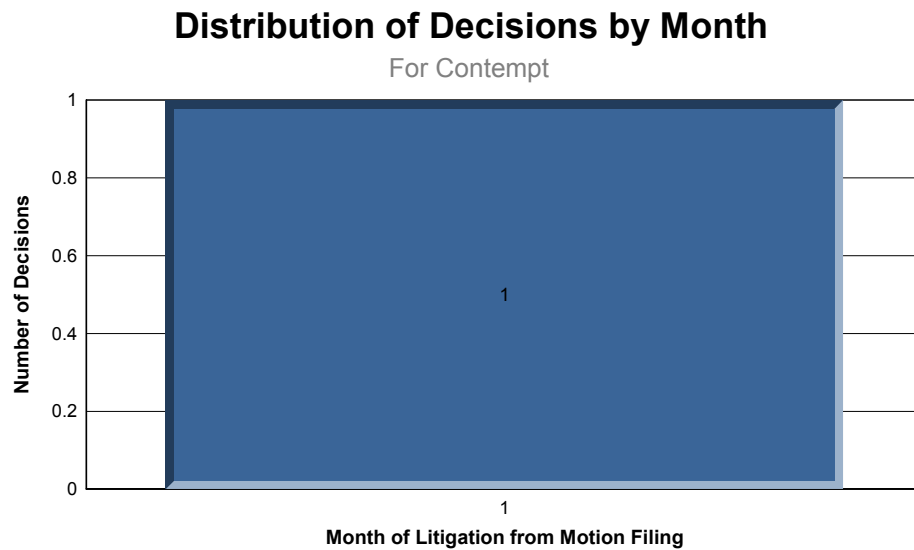


The supporting data is shown below.

Case Number	Decision	Movant	Pendency	Date of Decision
2:14cv05150	Denied	Plaintiff	2.7	2/5/15
2:14cv05150	Denied	Defendant	2.6	2/5/15

## Contempt

There were 1 Contempt contested decisions by Judge Kronstadt. The overall contested win rate on these motions was 0.0%. The average time (in months) from motion filing to decision was 0.1. The distribution of time to decision for the first 12 months of motion pendency is shown below, with any motions remaining pendency after 12 months lumped into month "13". Months with no decisions are not included in the chart. Note that the first month includes all decisions occurring less than 1 month from motion filing.



The supporting data is shown below.

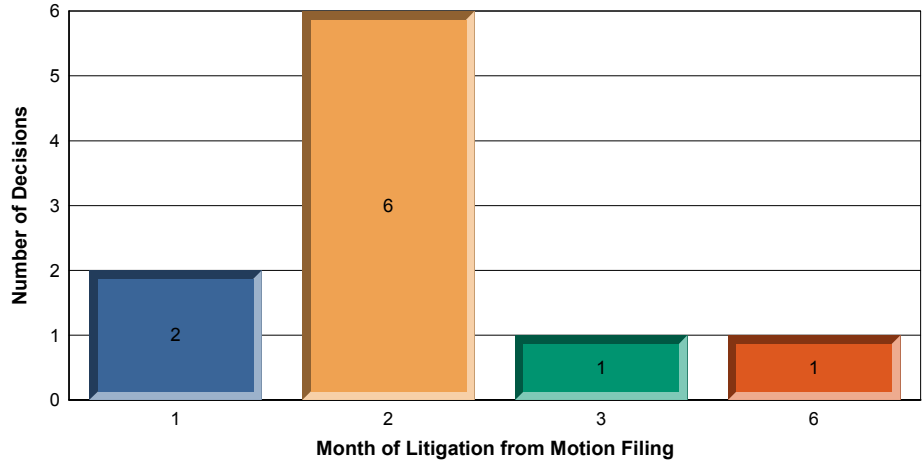
Case Number	Decision	Movant	Pendency	Date of Decision
2:12cv08669	Denied	Plaintiff	0.1	3/8/13

**Default Motion**

There were 10 Default Motion contested decisions by Judge Kronstadt. The overall contested win rate on these motions was 65.0%. The average time (in months) from motion filing to decision was 1.6. The distribution of time to decision for the first 12 months of motion pendency is shown below, with any motions remaining pendency after 12 months lumped into month "13". Months with no decisions are not included in the chart. Note that the first month includes all decisions occurring less than 1 month from motion filing.

**Distribution of Decisions by Month**

For Default Motion

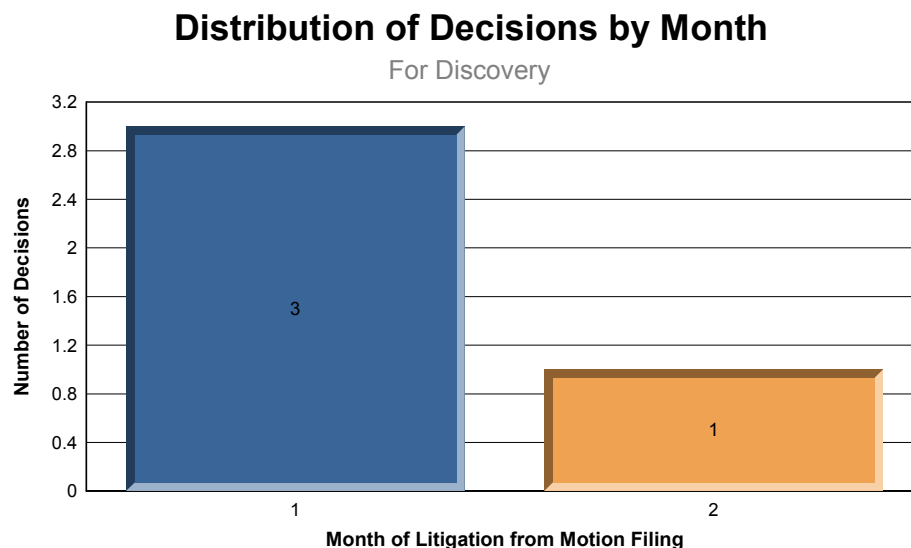


The supporting data is shown below.

Case Number	Decision	Movant	Pendency	Date of Decision
2:12cv04569	Granted	Plaintiff	0.2	1/15/13
2:12cv04569	Denied without Prejudice	Plaintiff	1.1	4/1/13
2:13cv01749	Denied	Plaintiff	0.1	4/15/13
2:12cv04569	Granted	Plaintiff	2.5	8/6/13
2:13cv00681	Granted	Plaintiff	1.6	7/23/13
2:15cv04562	Denied	Plaintiff	1.5	12/7/15
2:14cv03653	Granted in part, Denied in Part	Defendant	1.4	4/12/16
2:15cv05493	Granted	Plaintiff	5.3	6/14/16
2:15cv05500	Granted	Plaintiff	1.7	8/29/16
2:15cv02050	Granted	Plaintiff	1.1	11/14/16

## Discovery

There were 4 Discovery contested decisions by Judge Kronstadt. The overall contested win rate on these motions was 37.5%. The average time (in months) from motion filing to decision was 0.8. The distribution of time to decision for the first 12 months of motion pendency is shown below, with any motions remaining pendency after 12 months lumped into month "13". Months with no decisions are not included in the chart. Note that the first month includes all decisions occurring less than 1 month from motion filing.

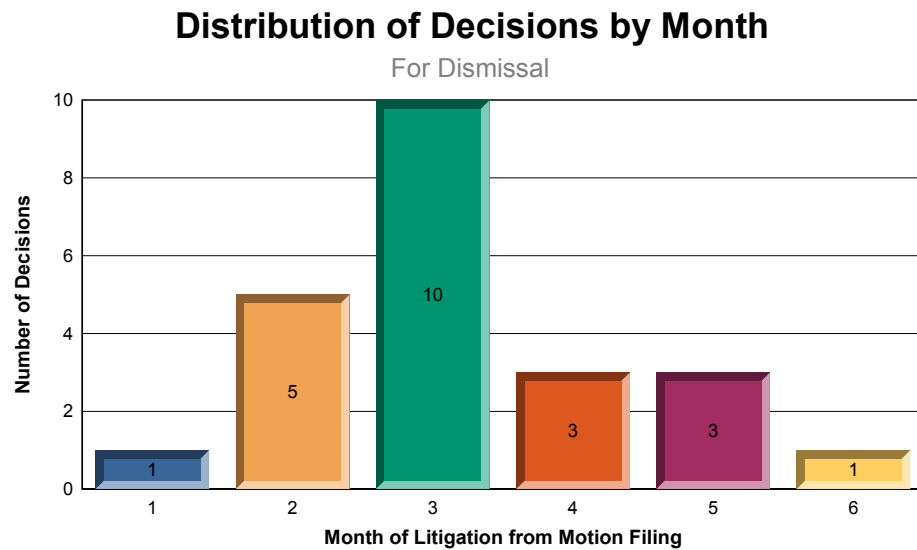


The supporting data is shown below.

Case Number	Decision	Movant	Pendency	Date of Decision
2:13cv01340	Denied	Plaintiff	1.4	5/2/14
2:13cv07664	Denied without Prejudice	Defendant	0.7	8/6/14
2:13cv07664	Granted in part, Denied in Part	Defendant	0.7	8/6/14
2:13cv08418	Granted	Plaintiff	0.5	5/16/16

## Dismissal

There were 23 Dismissal contested decisions by Judge Kronstadt. The overall contested win rate on these motions was 45.7%. The average time (in months) from motion filing to decision was 2.7. The distribution of time to decision for the first 12 months of motion pendency is shown below, with any motions remaining pendency after 12 months lumped into month "13". Months with no decisions are not included in the chart. Note that the first month includes all decisions occurring less than 1 month from motion filing.



The supporting data is shown below.

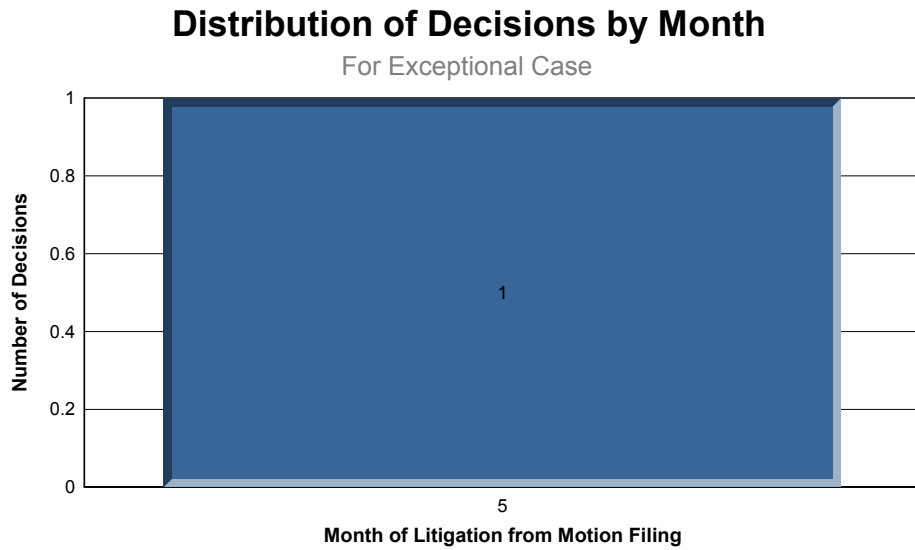
Case Number	Decision	Movant	Pendency	Date of Decision
-------------	----------	--------	----------	------------------

2:09cv00914	Denied	Plaintiff	2.3	10/15/12
2:13cv01340	Denied without Prejudice	Defendant	2.1	6/24/13
2:09cv00914	Denied	Plaintiff	2.3	10/15/12
2:09cv00914	Denied	Plaintiff	1.0	10/17/13
2:13cv02769	Denied	Defendant	3.2	9/18/13
8:13cv01141	Granted	Defendant	2.5	11/6/13
2:13cv07664	Granted	Defendant	2.1	4/18/14
2:13cv08567	Denied	Defendant	2.5	5/12/14
5:12cv01459	Denied without Prejudice	Defendant	2.3	2/24/14
2:14cv00310	Granted in part, Denied in Part	Defendant	1.4	5/16/14
8:14cv00462	Granted	Defendant	2.7	7/7/14
2:13cv01340	Granted in part, Denied in Part	Plaintiff	4.5	12/29/14
2:13cv01340	Granted	Plaintiff	4.5	12/29/14
2:13cv01340	Granted in part, Denied in Part	Defendant	5.9	12/29/14

2:14cv02962	Granted in part, Denied in Part	Defendant	1.3	9/19/14
2:14cv03109	Granted in part, Denied in Part	Defendant	2.2	9/19/14
2:14cv03113	Granted	Defendant	1.7	9/19/14
5:14cv00567	Granted	Defendant	3.2	10/27/14
2:14cv05150	Denied	Plaintiff	2.6	2/5/15
2:14cv03653	Granted	Plaintiff	3.9	10/26/15
2:14cv02454	Granted	Plaintiff	4.7	3/18/16
2:14cv02457	Denied	Defendant	1.3	12/1/15
8:15cv01085	Denied	Defendant	1.3	12/1/15

### Exceptional Case

There were 1 Exceptional Case contested decisions by Judge Kronstadt. The overall contested win rate on these motions was 100.0%. The average time (in months) from motion filing to decision was 4.3. The distribution of time to decision for the first 12 months of motion pendency is shown below, with any motions remaining pendency after 12 months lumped into month "13". Months with no decisions are not included in the chart. Note that the first month includes all decisions occurring less than 1 month from motion filing.

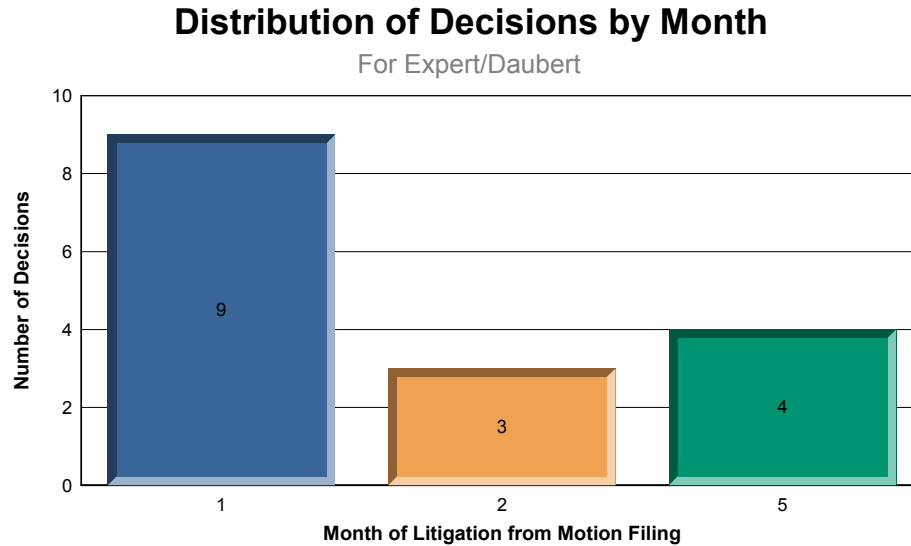


The supporting data is shown below.

Case Number	Decision	Movant	Pendency	Date of Decision
2:10cv02225	Granted	Plaintiff	4.3	5/22/12

**Expert/Daubert**

There were 16 Expert/Daubert contested decisions by Judge Kronstadt. The overall contested win rate on these motions was 34.4%. The average time (in months) from motion filing to decision (or in the case of Markman rulings, from case filing to decision) was 1.6. The distribution of time to decision for the first 12 months of motion pendency is shown below, with any motions remaining pendency after 12 months lumped into month "13". Months with no decisions are not included in the chart. Note that the first month includes all decisions occurring less than 1 month from motion filing.



The supporting data is shown below. The table below identifies motion subjects ("What") and grounds ("Why") and includes the designation GIP for those subjects and grounds which were granted in part and denied in part.

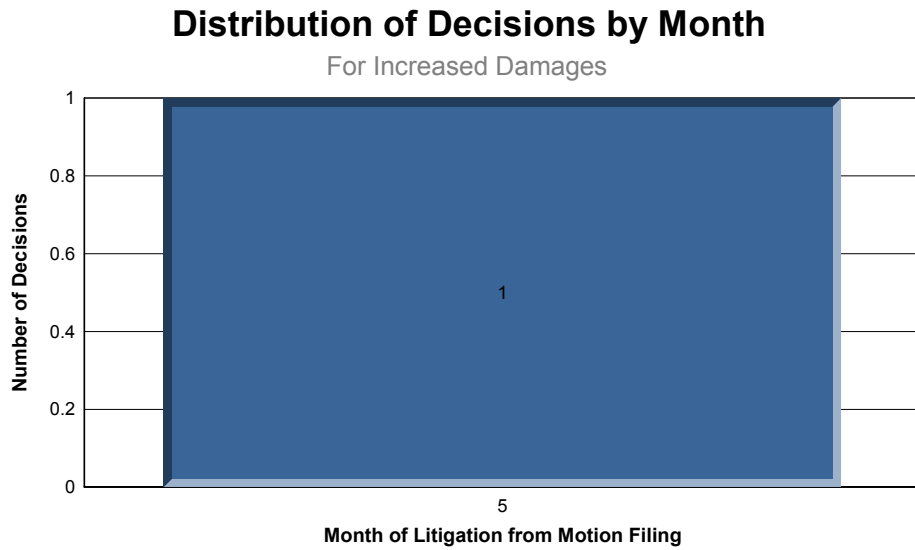
Case Number	Decision	Movant	Pendency	Date	What	Why
2:10cv03257	Granted in part, Denied in Part	Defendant	0.9	10/23/13		
2:10cv03257	Granted	Defendant	1.0	10/21/13		
2:10cv03257	Granted	Defendant	0.8	10/21/13		
2:13cv01340	Denied	Plaintiff	4.3	1/5/15		
2:13cv01340	Granted in part, Denied in Part	Plaintiff	4.3	1/5/15		
2:13cv01340	Denied	Defendant	4.3	1/5/15		
2:13cv01340	Denied	Defendant	4.3	1/5/15		
2:14cv03653	Granted	Defendant	1.4	3/16/15		Claim Construction
2:14cv00962	Granted in part, Denied in Part	Defendant	1.2	6/11/15		Validity; Damages
2:13cv08418	Denied	Plaintiff	0.5	5/16/16		Damages
2:13cv08418	Granted in part, Denied in Part	Defendant	0.6	5/19/16		Damages
2:13cv08418	Denied	Defendant	0.6	5/19/16		Testing
2:13cv08418	Denied	Defendant	0.6	5/19/16		Defendants Non-Party Customers



2:13cv08418	Denied	Defendant	0.6	5/19/16	Practice of Patented Method
2:13cv08418	Denied	Defendant	0.6	5/19/16	Doctrine of Equivalents
2:13cv08418	Granted in part, Denied in Part	Plaintiff	0.6	5/19/16	Damages; Technical

### Increased Damages

There were 1 Increased Damages contested decisions by Judge Kronstadt. The overall contested win rate on these motions was 100.0%. The average time (in months) from motion filing to decision was 4.3. The distribution of time to decision for the first 12 months of motion pendency is shown below, with any motions remaining pendency after 12 months lumped into month "13". Months with no decisions are not included in the chart. Note that the first month includes all decisions occurring less than 1 month from motion filing.

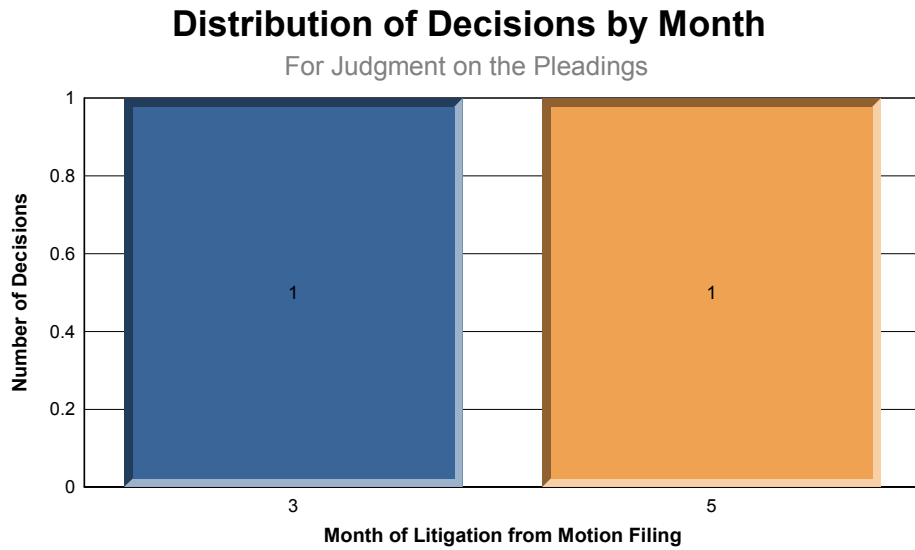


The supporting data is shown below.

Case Number	Decision	Movant	Pendency	Date of Decision
2:10cv02225	Granted	Plaintiff	4.3	5/22/12

### Judgment on the Pleadings

There were 2 Judgment on the Pleadings contested decisions by Judge Kronstadt. The overall contested win rate on these motions was 75.0%. The average time (in months) from motion filing to decision was 3.4. The distribution of time to decision for the first 12 months of motion pendency is shown below, with any motions remaining pendency after 12 months lumped into month "13". Months with no decisions are not included in the chart. Note that the first month includes all decisions occurring less than 1 month from motion filing.



The supporting data is shown below.

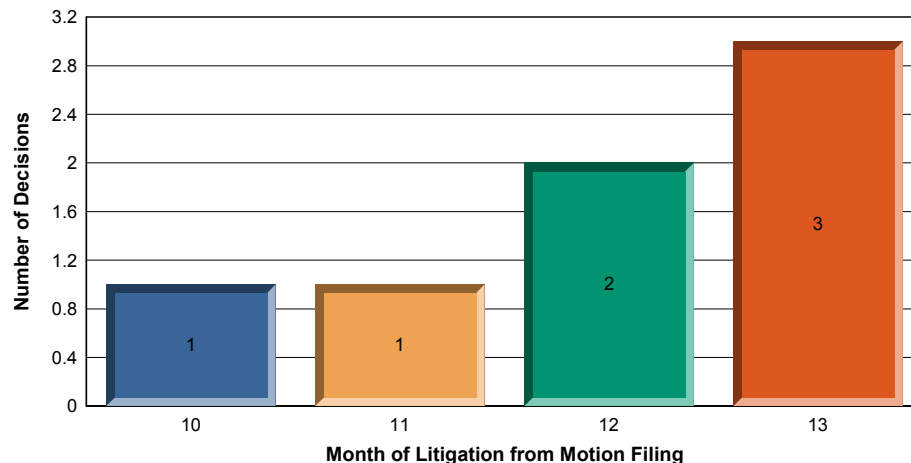
Case Number	Decision	Movant	Pendency	Date of Decision
2:13cv01340	Granted in part, Denied in Part	Defendant	2.3	5/2/14
2:13cv03780	Granted	Defendant	4.4	3/23/16

**Markman Decision**

There were 7 Markman Decision contested decisions by Judge Kronstadt. The overall contested win rate on these motions was 0.0%. The average time (in months) from motion filing to decision was 14.7. The distribution of time to decision for the first 12 months of motion pendency is shown below, with any motions remaining pendency after 12 months lumped into month "13". Months with no decisions are not included in the chart. Note that the first month includes all decisions occurring less than 1 month from motion filing.

**Distribution of Decisions by Month**

For Markman Decision

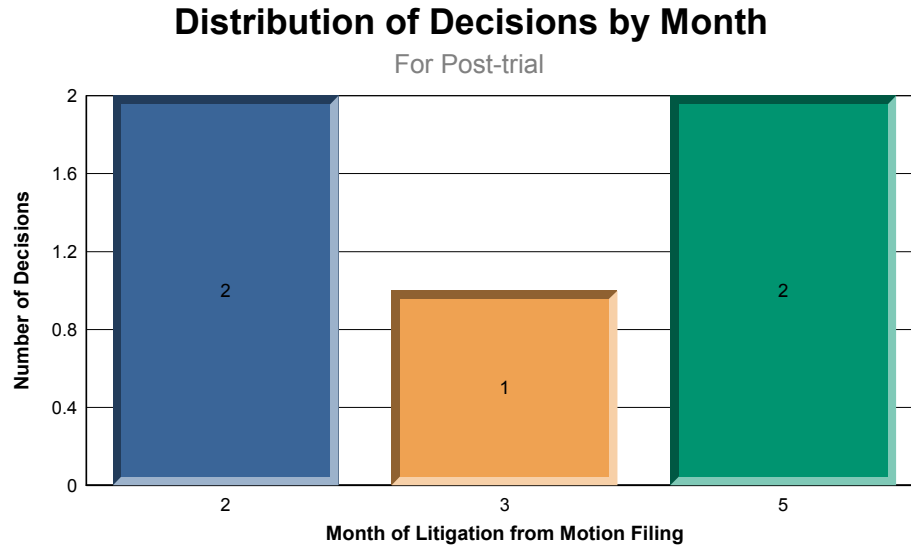


The supporting data is shown below.

Case Number	Decision	Movant	Pendency	Date of Decision
2:12cv08669	Markman Decision	Unknown	14.3	12/18/13
2:14cv00962	Markman Decision	Unknown	9.3	11/17/14
2:14cv03106	Markman Decision	Unknown	11.8	4/17/15
2:13cv08418	Markman Decision	Unknown	20.2	7/22/15
2:13cv08418	Markman Decision	Unknown	25.5	12/29/15
2:15cv04907	Markman Decision	Unknown	10.3	5/6/16
2:15cv08323	Markman Decision	Unknown	12.0	10/21/16

**Post-trial**

There were 5 Post-trial contested decisions by Judge Kronstadt. The overall contested win rate on these motions was 0.0%. The average time (in months) from motion filing to decision (or in the case of Markman rulings, from case filing to decision) was 2.6. The distribution of time to decision for the first 12 months of motion pendency is shown below, with any motions remaining pendency after 12 months lumped into month "13". Months with no decisions are not included in the chart. Note that the first month includes all decisions occurring less than 1 month from motion filing.

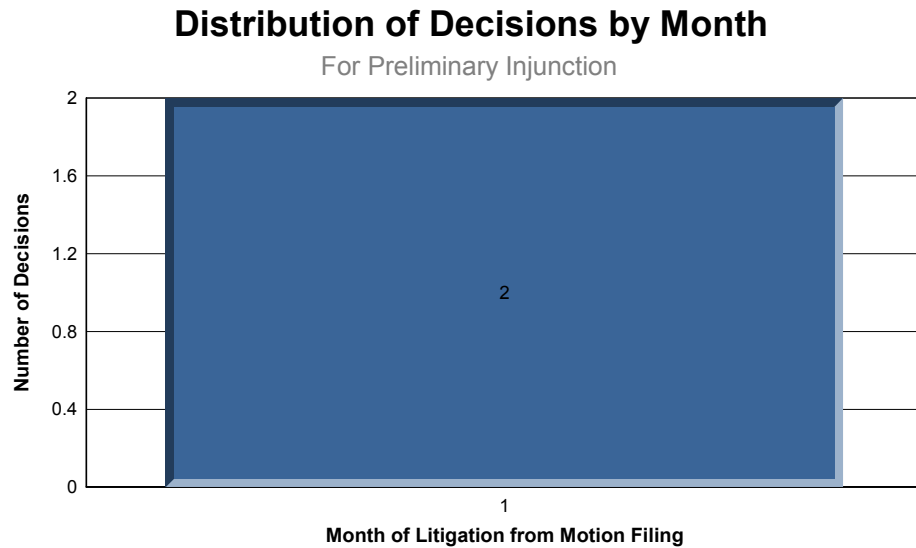


The supporting data is shown below. The table below identifies motion subjects ("What") and grounds ("Why") and includes the designation GIP for those subjects and grounds which were granted in part and denied in part.

Case Number	Decision	Movant	Pendency	Date	What	Why
2:10cv02225	Denied	Defendant	4.1	5/15/12		Noninfringement
2:10cv02225	Denied	Defendant	4.1	5/15/12		Invalidity; 112
2:09cv00914	Denied	Plaintiff	2.7	8/19/13		
2:10cv03257	Denied	Plaintiff	1.2	3/7/14		
2:10cv03257	Denied	Plaintiff	1.2	3/7/14		

## Preliminary Injunction

There were 2 Preliminary Injunction contested decisions by Judge Kronstadt. The overall contested win rate on these motions was 25.0%. The average time (in months) from motion filing to decision was 0.1. The distribution of time to decision for the first 12 months of motion pendency is shown below, with any motions remaining pendency after 12 months lumped into month "13". Months with no decisions are not included in the chart. Note that the first month includes all decisions occurring less than 1 month from motion filing.

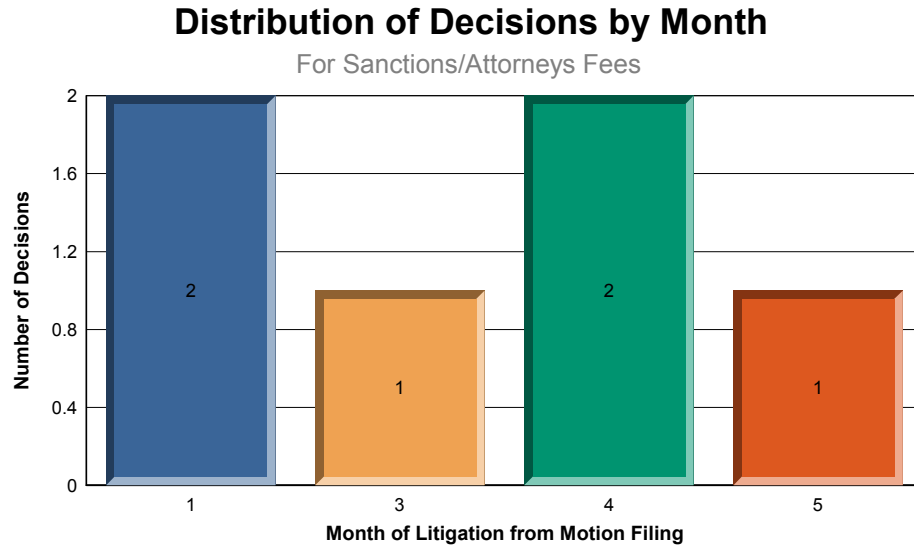


The supporting data is shown below.

Case Number	Decision	Movant	Pendency	Date of Decision
2:12cv08669	Denied	Defendant	0.2	3/3/14
2:13cv01340	Granted in part, Denied in Part	Defendant	0.1	12/13/13

## Sanctions/Attorneys Fees

There were 6 Sanctions/Attorneys Fees contested decisions by Judge Kronstadt. The overall contested win rate on these motions was 66.7%. The average time (in months) from motion filing to decision (or in the case of Markman rulings, from case filing to decision) was 2.3. The distribution of time to decision for the first 12 months of motion pendency is shown below, with any motions remaining pendency after 12 months lumped into month "13". Months with no decisions are not included in the chart. Note that the first month includes all decisions occurring less than 1 month from motion filing.

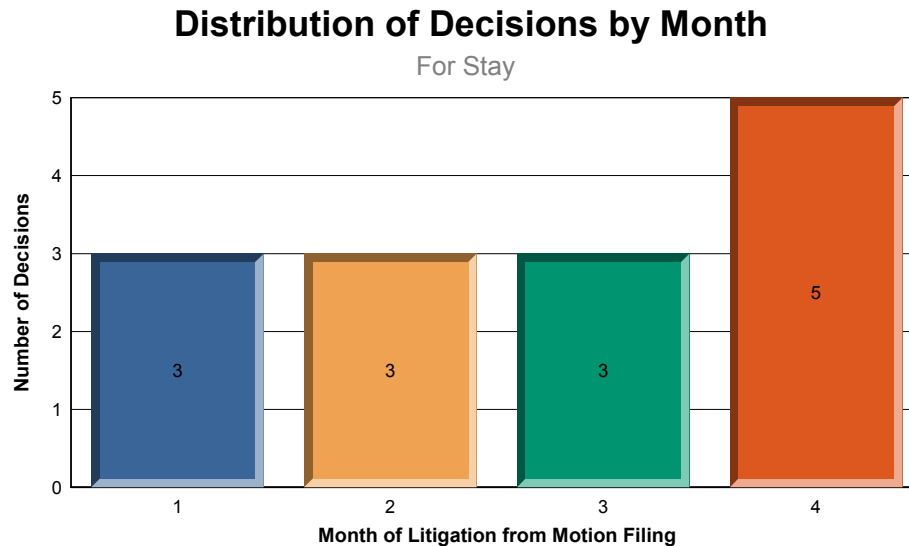


The supporting data is shown below. The table below identifies motion subjects ("What") and grounds ("Why") and includes the designation GIP for those subjects and grounds which were granted in part and denied in part.

Case Number	Decision	Movant	Pendency	Date	What	Why
2:10cv02225	Granted	Plaintiff	4.3	5/22/12	Attorney Fees	35 USC 285
2:12cv08669	Denied	Plaintiff	0.1	3/8/13	Sanctions	Contempt
2:09cv00914	Granted	Defendant	3.3	11/6/13	Attorney Fees	Post-Judgment
2:10cv03257	Denied	Plaintiff	0.1	10/2/13	Sanctions	Discovery
2:09cv00914	Granted	Defendant	3.1	3/17/14	Attorney Fees	Post-Judgment
2:15cv04562	Granted	Plaintiff	2.8	3/14/16	Attorney Fees	Default Judgment

## Stay

There were 14 Stay contested decisions by Judge Kronstadt. The overall contested win rate on these motions was 50.0%. The average time (in months) from motion filing to decision (or in the case of Markman rulings, from case filing to decision) was 2.3. The distribution of time to decision for the first 12 months of motion pendency is shown below, with any motions remaining pendency after 12 months lumped into month "13". Months with no decisions are not included in the chart. Note that the first month includes all decisions occurring less than 1 month from motion filing.



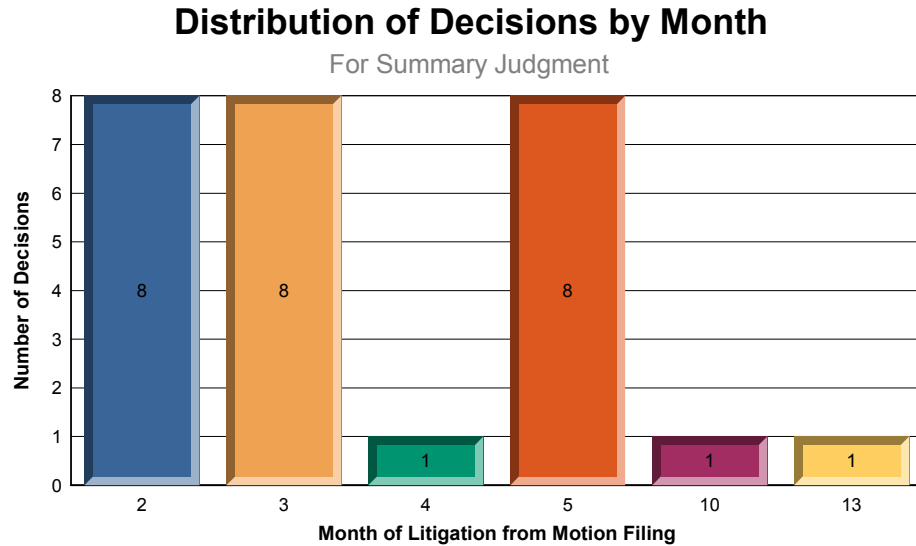
The supporting data is shown below. The table below identifies motion subjects ("What") and grounds ("Why") and includes the designation GIP for those subjects and grounds which were granted in part and denied in part.

Case Number	Decision	Movant	Pendency	Date	What	Why
2:10cv03257	Granted	Defendant	0.3	3/12/12	Case	Pending Reexam
2:09cv00914	Denied	Plaintiff	1.0	9/18/13	Case	Pending Reexam
2:13cv02316	Granted	Defendant	0.2	5/22/13	Case	Pending Related Litigation
2:13cv07664	Granted	Defendant	1.8	6/16/14	Case	Pending Inter Partes Review
2:14cv05150	Denied	Plaintiff	2.7	2/5/15	Counterclaims	
2:14cv03113	Denied	Defendant	2.4	5/26/15	Case	Pending Reexam
2:15cv02585	Granted	Defendant	3.0	8/20/15	Case	Pending Inter Partes Review
2:14cv09815	Granted	Defendant	3.2	10/30/15	Case	Pending Inter Partes Review
2:14cv02454	Denied	Defendant	3.6	3/4/16	Case	Pending Inter Partes Review
2:14cv02962	Denied	Defendant	3.9	3/4/16	Case	Pending Inter Partes Review
2:14cv03111	Denied	Defendant	3.8	3/4/16	Case	Pending Inter Partes Review
8:14cv00491	Denied	Defendant	3.9	3/4/16	Case	Pending Inter Partes Review
2:15cv05162	Granted	Defendant	1.9	3/4/16	Case	Pending Inter Partes Review
2:15cv09170	Granted	Plaintiff	0.2	1/20/16	Case	Pending JPML Decision



## Summary Judgment

There were 27 Summary Judgment contested decisions by Judge Kronstadt. The overall contested win rate on these motions was 44.4%. The average time (in months) from motion filing to decision (or in the case of Markman rulings, from case filing to decision) was 3.4. The distribution of time to decision for the first 12 months of motion pendency is shown below, with any motions remaining pendency after 12 months lumped into month "13". Months with no decisions are not included in the chart. Note that the first month includes all decisions occurring less than 1 month from motion filing.



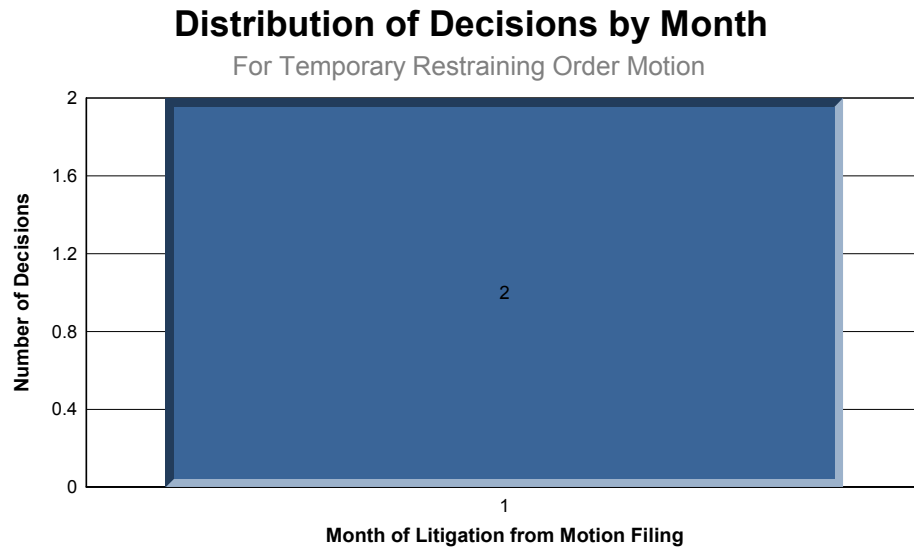
The supporting data is shown below. The table below identifies motion subjects ("What") and grounds ("Why") and includes the designation GIP for those subjects and grounds which were granted in part and denied in part.

Case Number	Decision	Movant	Pendency	Date	What	Why
2:14cv02962	Granted	Defendant	4.2	11/2/15	Invalidity	Indefiniteness
2:14cv02963	Granted	Defendant	4.1	11/2/15	Invalidity	Indefiniteness
8:14cv00491	Granted	Defendant	4.1	11/2/15	Invalidity	Indefiniteness
2:13cv08418	Denied	Defendant	2.3	5/9/16	Invalidity	Obviousness
2:11cv02455	Granted	Defendant	12.2	3/4/13	Noninfringement	
2:13cv02205	Granted in part, Denied in Part	Defendant	3.1	1/3/14	Noninfringement	Design
2:12cv08669	Granted in part, Denied in Part	Plaintiff	2.2	7/28/14	Noninfringement; Invalidity	
2:13cv01340	Denied without Prejudice	Plaintiff	4.4	12/29/14	Noninfringement	
2:14cv00962	Granted in part, Denied in Part	Plaintiff	1.5	6/4/15	Infringement - GIP; Validity - GIP	Literal - GIP; DOE - Denied; Indirect - Denied; Literal - GIP; Anticipation - Granted; Obviousness - Denied; Enablement - Granted
2:14cv00962	Granted in part, Denied in Part	Defendant	1.5	6/4/15	Noninfringement - GIP; Invalidity - GIP	Literal - GIP; DOE - Denied
2:14cv03653	Denied	Defendant	3.0	10/26/15	Noninfringement	

2:13cv08418	Granted in part, Denied in Part	Defendant	2.3	5/9/16	Noninfringement	
2:14cv09829	Granted	Defendant	9.4	11/21/16	Noninfringement	
8:14cv00491	Granted in part, Denied in Part	Defendant	1.8	3/29/16	Noninfringement	
2:10cv02225	Granted in part, Denied in Part	Defendant	2.3	10/24/11	No False Advertising	
2:09cv00914	Granted in part, Denied in Part	Defendant	1.7	3/8/13		
2:09cv00914	Granted in part, Denied in Part	Plaintiff	1.7	3/8/13		
2:09cv00914	Granted in part, Denied in Part	Plaintiff	1.7	3/8/13		
2:13cv01340	Denied	Plaintiff	1.3	5/2/14		
2:13cv01340	Granted in part, Denied in Part	Defendant	4.4	12/29/14	Employment Contract Claims	
2:13cv01340	Denied	Defendant	4.4	12/29/14	No Termination of Contract	
2:13cv01340	Denied	Plaintiff	4.4	12/29/14	Monies Owed	
2:13cv01340	Denied	Plaintiff	4.4	12/29/14	Unpaid Wages	
2:14cv05150	Denied	Defendant	2.2	2/5/16	Limitation on Damages	35 USC 287(a)
2:13cv08418	Denied	Plaintiff	2.3	5/9/16	Validity	Obviousness; Enablement; Utility
2:14cv02454	Granted in part, Denied in Part	Defendant	1.7	3/22/16	Invalidity - GIP; Limitation on Damages - Denied	Inventorship - Denied; 35 USC 101 - Denied; Anticipation - Granted
2:14cv02457	Granted	Defendant	2.6	4/22/16	Noninfringement	

## Temporary Restraining Order Motion

There were 2 Temporary Restraining Order Motion contested decisions by Judge Kronstadt. The overall contested win rate on these motions was 25.0%. The average time (in months) from motion filing to decision was 0.1. The distribution of time to decision for the first 12 months of motion pendency is shown below, with any motions remaining pendency after 12 months lumped into month "13". Months with no decisions are not included in the chart. Note that the first month includes all decisions occurring less than 1 month from motion filing.

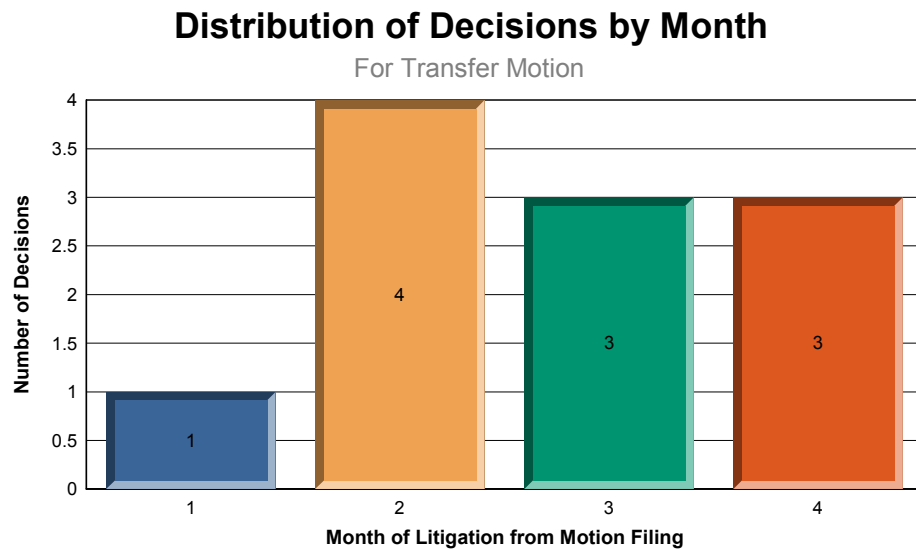


The supporting data is shown below.

Case Number	Decision	Movant	Pendency	Date of Decision
2:12cv08669	Denied	Defendant	0.1	2/28/14
2:13cv01340	Granted in part, Denied in Part	Defendant	0.1	12/13/13

## Transfer Motion

There were 11 Transfer Motion contested decisions by Judge Kronstadt. The overall contested win rate on these motions was 72.7%. The average time (in months) from motion filing to decision was 2.1. The distribution of time to decision for the first 12 months of motion pendency is shown below, with any motions remaining pendency after 12 months lumped into month "13". Months with no decisions are not included in the chart. Note that the first month includes all decisions occurring less than 1 month from motion filing.



The supporting data is shown below.

Case Number	Decision	Movant	Pendency	Date of Decision
2:12cv04422	Granted	Defendant	1.1	10/15/12
8:12cv01432	Granted	Defendant	3.9	3/11/13
2:12cv10629	Granted	Defendant	1.6	8/19/13
2:13cv02769	Denied	Defendant	3.2	9/18/13
2:13cv03372	Granted	Defendant	3.2	10/8/13
2:13cv07664	Granted	Defendant	2.1	4/18/14
2:13cv07895	Granted	Defendant	2.6	4/18/14
2:14cv03105	Granted	Defendant	0.4	10/6/14
2:14cv03106	Granted	Defendant	1.4	9/25/14
2:14cv03113	Denied	Defendant	2.4	1/20/15
2:16cv01006	Denied	Defendant	1.6	5/27/16