



**LegalMetric Individual Judge Motion Report
Judgment on the Pleadings Motion Decisions
in Judge Stark Patent Cases**

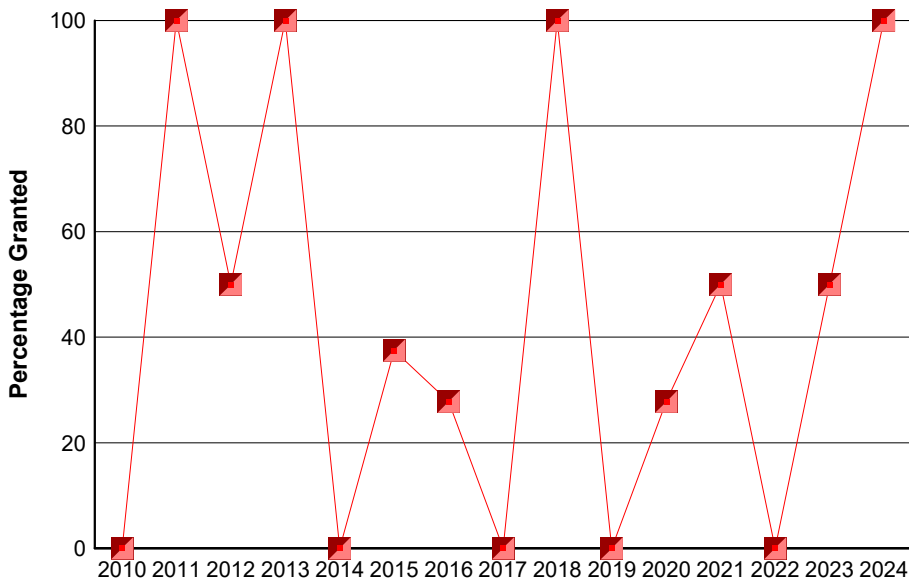
March 2010-October 2025

This report contains confidential and proprietary information of LegalMetric, Inc. Use of this information by anyone other than the purchaser or, if the purchaser is a law firm, the purchaser's client, or disclosure of this information to persons other than the purchaser or, if the purchaser is a law firm, the purchaser's client, without the consent of LegalMetric, Inc. is prohibited.

The information contained in this report is obtained from the official docket records of the federal courts. No attempt has been made to correct that data. For example, cases may be misclassified in the official docket records. In addition, cases are classified only by the primary cause of action. Cases having multiple causes of action are analyzed only under the primary cause of action identified on the official court docket.

LegalMetric, Inc. is not a law firm, does not provide legal advice, and is not engaged in the practice of law. No attorney-client relationship exists between LegalMetric, Inc. and any user of its products. LegalMetric provides statistical and analytical information to anyone who desires to purchase that information. Any purchaser of LegalMetric products who wants legal advice should hire an attorney.

Win Rates on Contested Motions



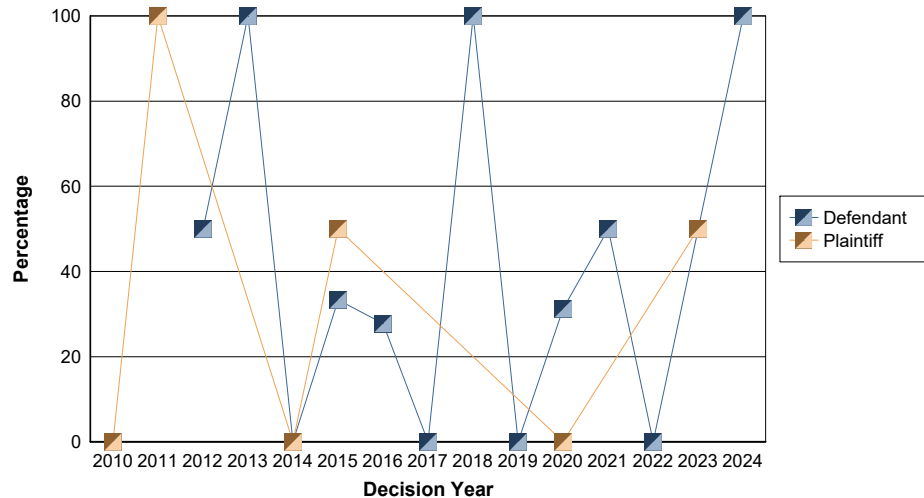
Overview:

This report covers Judgment on the Pleadings motion decisions in patent cases in Delaware district court since March 30, 2010 and is based upon 45 decisions by Judge Stark in contested Judgment on the Pleadings motions found in the dockets of the court. Of these 45 decisions, 15 were granted, 3 were granted in part, and 27 were denied.

Contested Win Rates:

For the period covered by this report, the win rate for movants on contested motions is 36.7%. Variation from year to year and by movant is shown below.

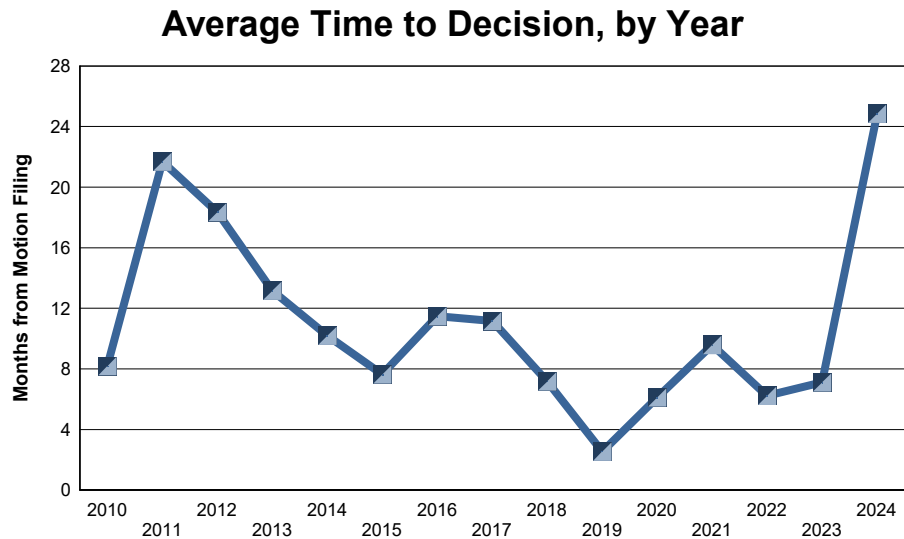
Yearly Win Rates by Movant



	Win Rates		Defendant		Plaintiff	
	Win Rate	No. of Decisions	Win Rate	No. of Decisions	Win Rate	No. of Decisions
Total	36.7	45	37.8	37	31.3	8

Time to Decision:

The average time from motion filing to decision was 9.7 months. For motions that were granted, at least in part, the average time to decision was 10.7 months. For motions that were denied, the average time to decision was 9.1 months. The variation from year to year in time to decision is shown below.

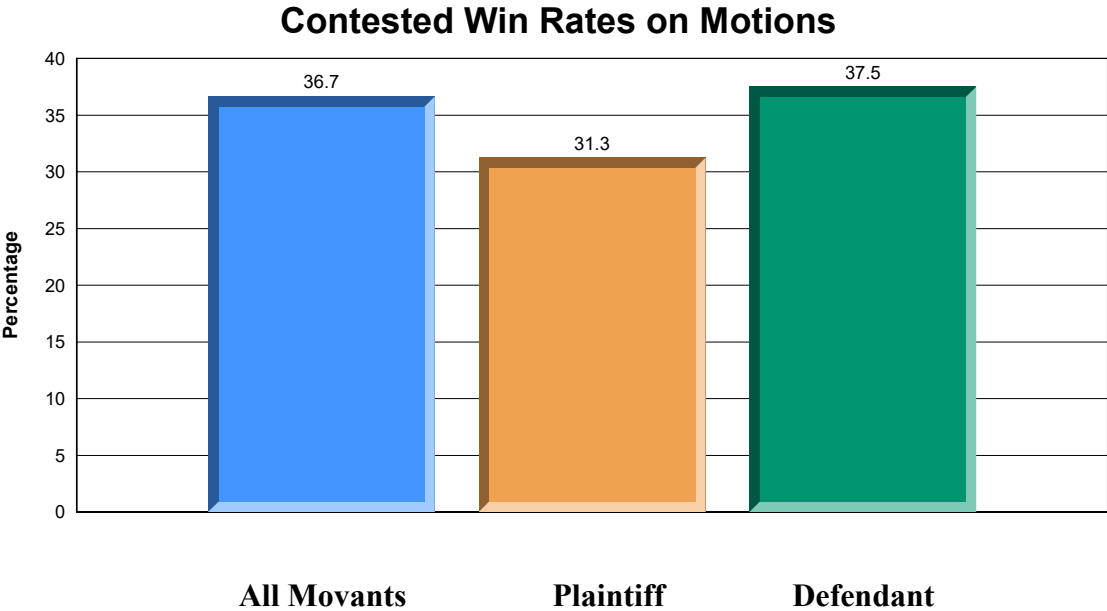


Additional information about these districts may be found below.

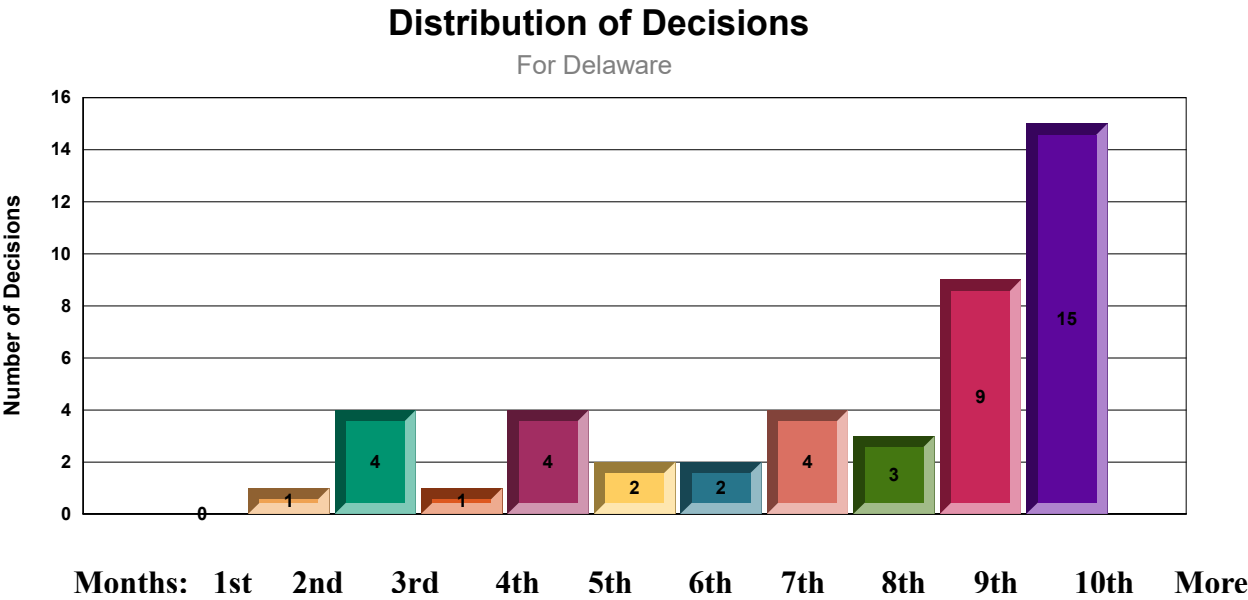
Delaware

The dockets of patent cases in Delaware were examined to identify decisions on contested Judgment on the Pleadings motions by Judge Stark. The number of decisions found, the number granted, and the number denied are as follows:

Total Decisions: 45
Total Granted: 15 Plaintiff Granted: 2 Defendant Granted: 13
Total Denied: 27 Plaintiff Denied: 5 Defendant Denied: 22
Total Granted in Part, Denied in Part: 3 Plaintiff Granted in Part: 1
Defendant Granted in Part: 1
Plaintiff Win Rate: 31.3%
Defendant Win Rate: 37.5%
Overall Win Rate: 36.7%



The average time from motion filing to decision was 9.7 months from motion filing. The distribution of times to decision for these motions is illustrated in the chart below.



Stark, Leonard

Total Decisions: 45

Total Granted: 15

Total Denied: 27

Total Granted in Part, Denied in Part: 3

Overall Win Rate: 36.7%

Average Time to Decision: 9.7 months from motion filing

Case Number	Movant	Decision	Pendency (months)	Decision Date
1:08cv00372	Plaintiff	Granted	21.68	3/11/2011
1:07cv00468	Plaintiff	Denied	11.97	11/23/2010
1:08cv00787	Plaintiff	Denied	4.41	3/30/2010
1:09cv00190	Defendant	Denied	33.62	10/9/2012
1:11cv01106	Defendant	Granted	3.06	9/7/2012
1:11cv01282	Defendant	Granted	12.66	7/29/2013
1:11cv00339	Defendant	Granted	13.65	12/20/2013
1:11cv00341	Defendant	Denied without Prejudice	10.92	3/24/2014
1:13cv00440	Plaintiff	Denied	9.44	9/24/2014
1:14cv01067	Defendant	Granted	10.30	9/30/2015
1:09cv00080	Plaintiff	Denied	2.83	5/18/2015
1:12cv00540	Plaintiff	Granted	2.96	4/23/2015
1:12cv00666	Defendant	Granted	8.09	9/8/2015
1:13cv01538	Defendant	Denied without Prejudice	9.24	9/8/2015
1:13cv01541	Defendant	Denied without Prejudice	9.24	9/8/2015
1:13cv01544	Defendant	Denied without Prejudice	9.24	9/8/2015
1:14cv00047	Defendant	Denied without Prejudice	9.14	9/9/2015
1:13cv00304	Defendant	Denied	17.80	9/29/2016
1:13cv01631	Defendant	Granted	20.59	12/30/2016
1:14cv01192	Defendant	Granted in part, Denied in Part	13.88	3/31/2016
1:14cv01430	Defendant	Denied	11.15	3/31/2016
1:09cv01007	Defendant	Denied	9.31	9/29/2016

1:11cv00339	Defendant	Denied	9.74	9/30/2016
1:14cv01115	Defendant	Granted	8.06	9/29/2016
1:15cv00150	Defendant	Denied	7.93	9/22/2016
1:16cv00207	Defendant	Denied	4.80	11/9/2016
1:16cv00122	Defendant	Denied	11.15	11/17/2017
1:17cv00082	Defendant	Granted	7.17	3/22/2018
1:18cv02054	Defendant	Granted	11.18	1/7/2020
1:17cv00083	Defendant	Denied	2.53	7/5/2019
1:12cv01595	Defendant	Granted in part, Denied in Part	6.05	1/2/2020
1:18cv00088	Defendant	Granted	9.44	6/26/2020
1:18cv01767	Defendant	Denied	5.76	1/10/2020
1:17cv01647	Defendant	Denied	8.55	10/8/2020
1:19cv01979	Defendant	Denied	9.77	2/25/2021
1:20cv00125	Defendant	Denied	4.31	10/13/2020
1:20cv00161	Defendant	Denied	2.11	7/23/2020
1:20cv00272	Plaintiff	Denied	5.76	10/13/2020
1:20md02930	Defendant	Denied	15.89	8/30/2021
1:18cv00088	Defendant	Granted	4.67	1/8/2021
1:12cv01600	Defendant	Denied	1.81	12/15/2020
1:20cv01373	Defendant	Granted	7.99	7/13/2021
1:21cv00164	Defendant	Denied	6.22	2/2/2022
1:20cv00333	Defendant	Granted	24.84	10/17/2024
1:21cv00461	Plaintiff	Granted in part, Denied in Part	7.11	7/5/2023